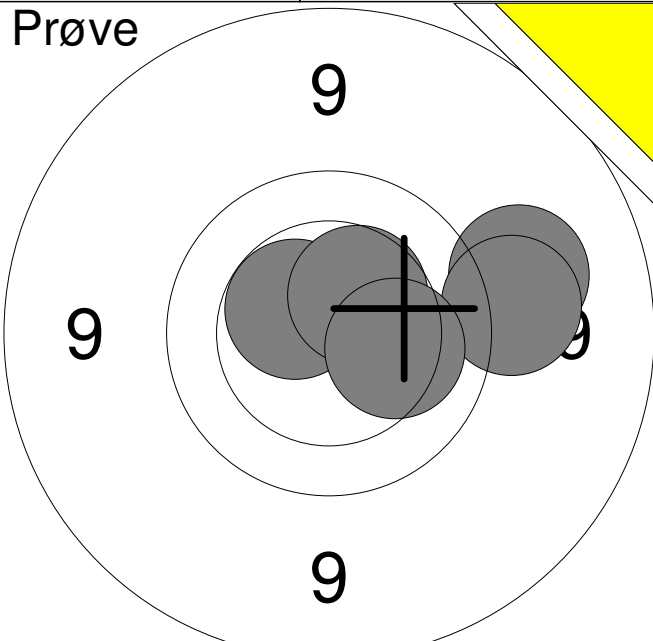
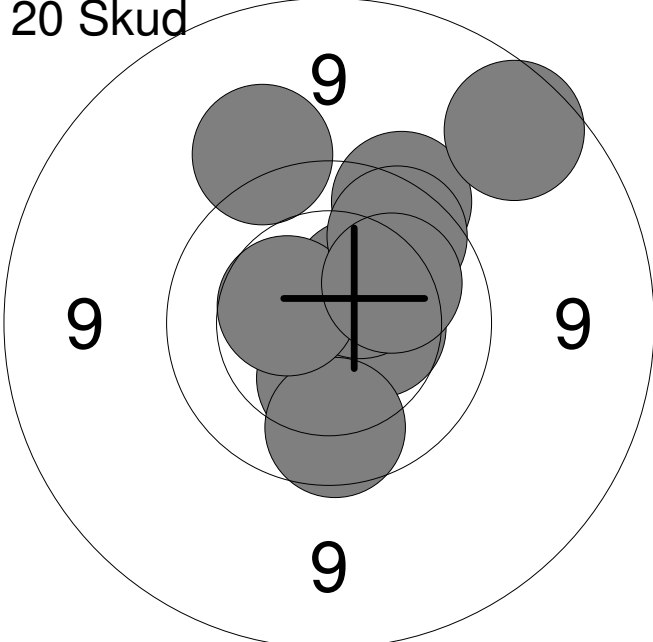
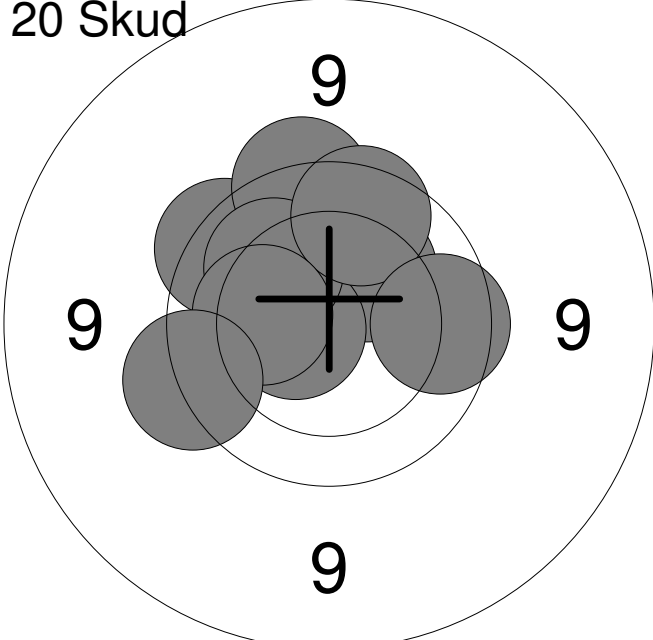


<p>Prøve</p> 	<table style="width:100%; border-collapse: collapse;"> <tr><td style="width:10%;">1:</td><td style="width:15%;">*10.5</td><td style="width:10%; text-align: center;">↗</td></tr> <tr><td>2:</td><td>10.4</td><td style="text-align: center;">↗</td></tr> <tr><td>3:</td><td>9.3</td><td style="text-align: center;">→</td></tr> <tr><td>4:</td><td>9.4</td><td style="text-align: center;">→</td></tr> <tr><td>5:</td><td>10.2</td><td style="text-align: center;">→</td></tr> </table> <table border="1" style="width:100%; border-collapse: collapse; margin-top: 5px;"> <tr> <td style="width:80%;">Serie</td> <td style="text-align: right;">48.0</td> </tr> <tr> <td>Total</td> <td style="text-align: right;">0.0</td> </tr> </table>	1:	*10.5	↗	2:	10.4	↗	3:	9.3	→	4:	9.4	→	5:	10.2	→	Serie	48.0	Total	0.0
1:	*10.5	↗																		
2:	10.4	↗																		
3:	9.3	→																		
4:	9.4	→																		
5:	10.2	→																		
Serie	48.0																			
Total	0.0																			

<p>20 Skud</p> 	<table style="width:100%; border-collapse: collapse;"> <tr><td style="width:10%;">1:</td><td style="width:15%;">10.4</td><td style="width:10%; text-align: center;">↓</td></tr> <tr><td>2:</td><td>9.4</td><td style="text-align: center;">↗</td></tr> <tr><td>3:</td><td>9.6</td><td style="text-align: center;">↗</td></tr> <tr><td>4:</td><td>10.4</td><td style="text-align: center;">→</td></tr> <tr><td>5:</td><td>9.9</td><td style="text-align: center;">↓</td></tr> <tr><td>6:</td><td>10.4</td><td style="text-align: center;">↗</td></tr> <tr><td>7:</td><td>8.9</td><td style="text-align: center;">↗</td></tr> <tr><td>8:</td><td>10.5</td><td style="text-align: center;">↖</td></tr> <tr><td>9:</td><td>9.8</td><td style="text-align: center;">↗</td></tr> <tr><td>10:</td><td>10.1</td><td style="text-align: center;">↗</td></tr> </table> <table border="1" style="width:100%; border-collapse: collapse; margin-top: 5px;"> <tr> <td style="width:80%;">Serie</td> <td style="text-align: right;">94.0</td> </tr> <tr> <td>Total</td> <td style="text-align: right;">94.0</td> </tr> </table>	1:	10.4	↓	2:	9.4	↗	3:	9.6	↗	4:	10.4	→	5:	9.9	↓	6:	10.4	↗	7:	8.9	↗	8:	10.5	↖	9:	9.8	↗	10:	10.1	↗	Serie	94.0	Total	94.0
1:	10.4	↓																																	
2:	9.4	↗																																	
3:	9.6	↗																																	
4:	10.4	→																																	
5:	9.9	↓																																	
6:	10.4	↗																																	
7:	8.9	↗																																	
8:	10.5	↖																																	
9:	9.8	↗																																	
10:	10.1	↗																																	
Serie	94.0																																		
Total	94.0																																		

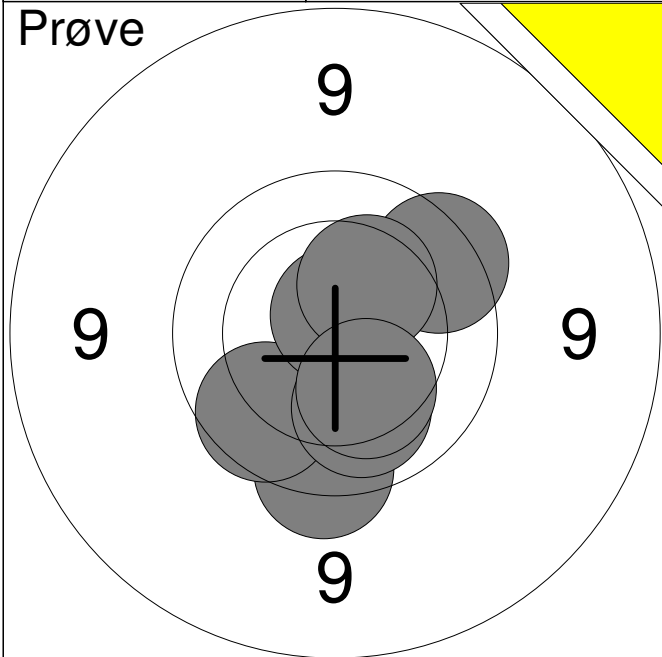
<p>20 Skud</p> 	<table style="width:100%; border-collapse: collapse;"> <tr><td style="width:10%;">11:</td><td style="width:15%;">10.2</td><td style="width:10%; text-align: center;">↗</td></tr> <tr><td>12:</td><td>9.7</td><td style="text-align: center;">↗</td></tr> <tr><td>13:</td><td>10.3</td><td style="text-align: center;">↗</td></tr> <tr><td>14:</td><td>*10.6</td><td style="text-align: center;">↖</td></tr> <tr><td>15:</td><td>9.7</td><td style="text-align: center;">↑</td></tr> <tr><td>16:</td><td>10.1</td><td style="text-align: center;">↗</td></tr> <tr><td>17:</td><td>9.8</td><td style="text-align: center;">↗</td></tr> <tr><td>18:</td><td>10.2</td><td style="text-align: center;">↖</td></tr> <tr><td>19:</td><td>9.8</td><td style="text-align: center;">→</td></tr> <tr><td>20:</td><td>9.6</td><td style="text-align: center;">↖</td></tr> </table> <table border="1" style="width:100%; border-collapse: collapse; margin-top: 5px;"> <tr> <td style="width:80%;">Serie</td> <td style="text-align: right;">95.0</td> </tr> <tr> <td>Total</td> <td style="text-align: right;">189.0</td> </tr> </table>	11:	10.2	↗	12:	9.7	↗	13:	10.3	↗	14:	*10.6	↖	15:	9.7	↑	16:	10.1	↗	17:	9.8	↗	18:	10.2	↖	19:	9.8	→	20:	9.6	↖	Serie	95.0	Total	189.0
11:	10.2	↗																																	
12:	9.7	↗																																	
13:	10.3	↗																																	
14:	*10.6	↖																																	
15:	9.7	↑																																	
16:	10.1	↗																																	
17:	9.8	↗																																	
18:	10.2	↖																																	
19:	9.8	→																																	
20:	9.6	↖																																	
Serie	95.0																																		
Total	189.0																																		

Hold
18Skive
2**Jacob Schultz**

Vester Hassing Skf.

BK3

Prøve

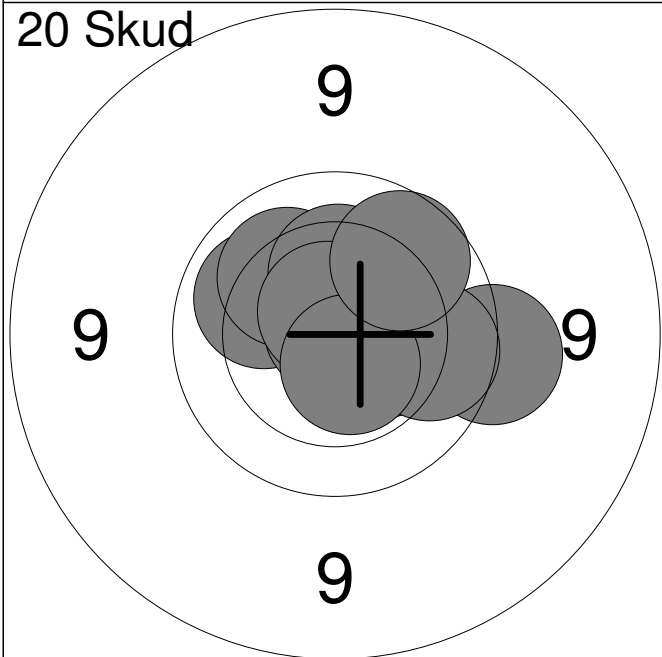


1:	9.7	↓
2:	9.9	↙
3:	10.1	↓
4:	9.7	↗
5:	*10.7	↑
6:	10.3	↗
7:	10.3	↓

Serie 67.0

Total 0.0

20 Skud

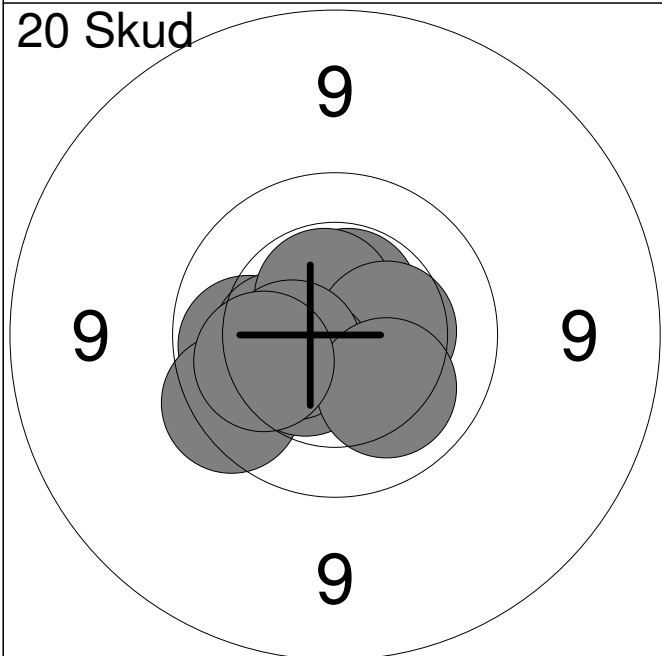


1:	10.1	↗
2:	10.4	→
3:	*10.9	↑
4:	10.2	↗
5:	10.3	↑
6:	*10.7	↑
7:	9.5	→
8:	9.9	→
9:	*10.6	↓
10:	9.9	↗

Serie 97.0

Total 97.0

20 Skud



11:	10.0	←
12:	*10.5	↑
13:	10.4	←
14:	*10.5	↑
15:	9.8	↙
16:	10.4	→
17:	*10.5	↙
18:	10.5	←
19:	10.2	↓
20:	10.1	←

Serie 99.0

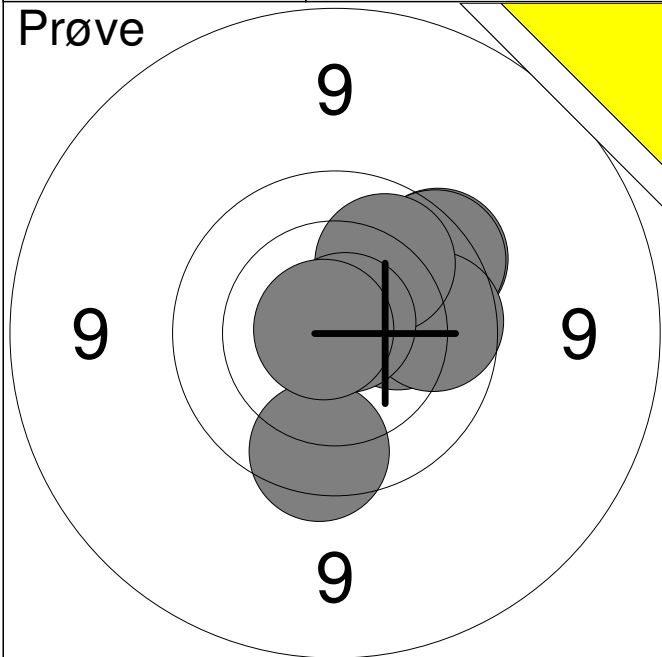
Total 196.0

Hold
18Skive
3**Frederik Hedemann**

Vester Hassing Skf.

BK1

Prøve

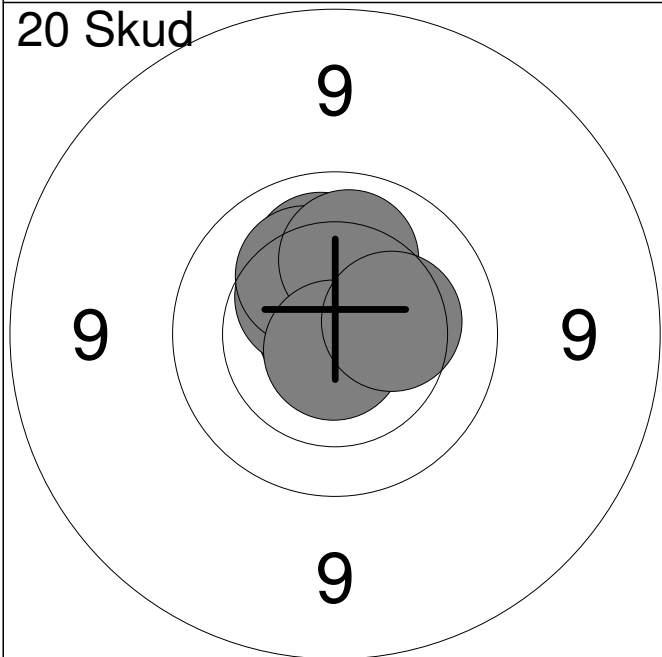


1:	9.7	↗
2:	9.8	↓
3:	9.9	↗
4:	10.3	→
5:	9.8	↗
6:	9.9	→
7:	10.0	↗
8:	*10.8	↗
9:	*10.8	↖

Serie 85.0

Total 0.0

20 Skud

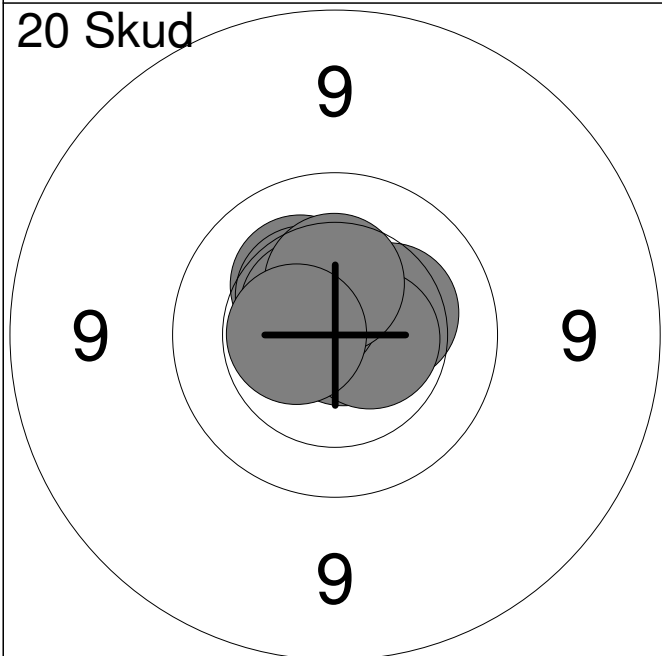


1:	10.4	↑
2:	*10.5	↑
3:	*10.9	↗
4:	10.4	↗
5:	10.4	↑
6:	10.2	↑
7:	10.2	↗
8:	10.1	↑
9:	*10.8	↓
10:	10.3	→

Serie 100.0

Total 100.0

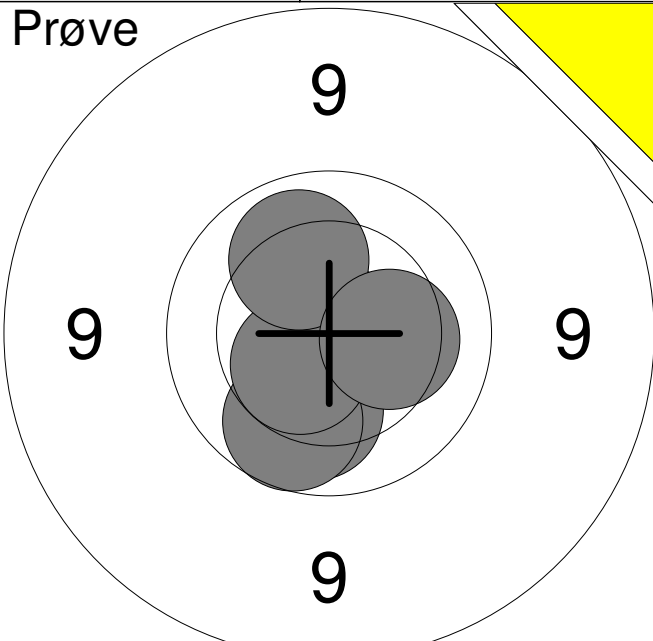
20 Skud

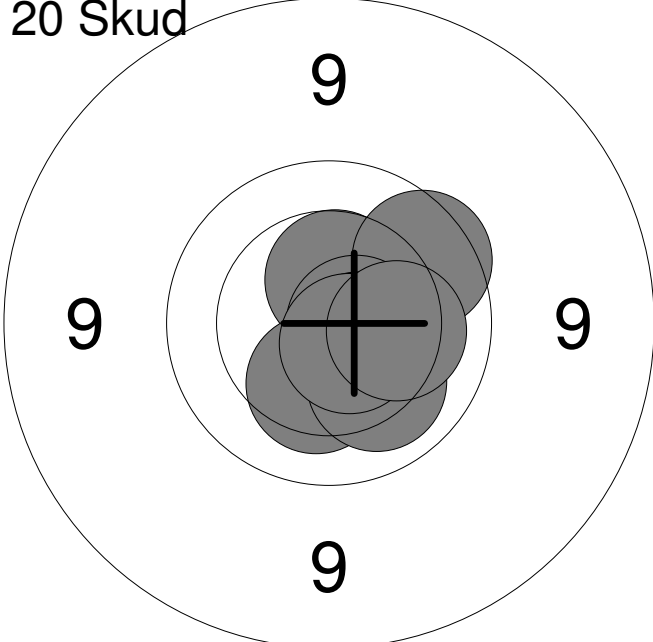


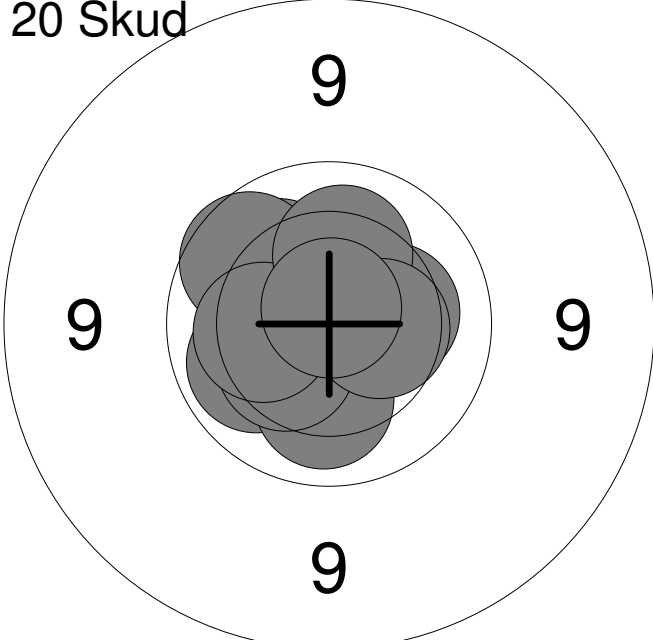
11:	10.3	↗
12:	10.3	↗
13:	*10.6	↗
14:	*10.9	→
15:	10.4	↗
16:	*10.7	↗
17:	*10.6	→
18:	*10.6	↗
19:	10.4	↑
20:	*10.5	←

Serie 100.0

Total 200.0

<p>Prøve</p> 	<table style="width:100%; border-collapse: collapse;"> <tr><td style="width:10%;">1:</td><td style="width:15%;">10.1</td><td style="width:10%; text-align: right;">↓</td></tr> <tr><td>2:</td><td>*10.9</td><td style="text-align: right;">→</td></tr> <tr><td>3:</td><td>9.9</td><td style="text-align: right;">↓</td></tr> <tr><td>4:</td><td>*10.5</td><td style="text-align: right;">↙</td></tr> <tr><td>5:</td><td>10.1</td><td style="text-align: right;">↗</td></tr> <tr><td>6:</td><td>10.3</td><td style="text-align: right;">→</td></tr> </table> <table border="1" style="width:100%; border-collapse: collapse; margin-top: 5px;"> <tr> <td style="width:80%;">Serie</td> <td style="text-align: right;">59.0</td> </tr> <tr> <td>Total</td> <td style="text-align: right;">0.0</td> </tr> </table>	1:	10.1	↓	2:	*10.9	→	3:	9.9	↓	4:	*10.5	↙	5:	10.1	↗	6:	10.3	→	Serie	59.0	Total	0.0
1:	10.1	↓																					
2:	*10.9	→																					
3:	9.9	↓																					
4:	*10.5	↙																					
5:	10.1	↗																					
6:	10.3	→																					
Serie	59.0																						
Total	0.0																						

<p>20 Skud</p> 	<table style="width:100%; border-collapse: collapse;"> <tr><td style="width:10%;">1:</td><td style="width:15%;">10.4</td><td style="width:10%; text-align: right;">→</td></tr> <tr><td>2:</td><td>10.5</td><td style="text-align: right;">↑</td></tr> <tr><td>3:</td><td>*10.6</td><td style="text-align: right;">→</td></tr> <tr><td>4:</td><td>9.8</td><td style="text-align: right;">↗</td></tr> <tr><td>5:</td><td>10.3</td><td style="text-align: right;">↓</td></tr> <tr><td>6:</td><td>*10.7</td><td style="text-align: right;">→</td></tr> <tr><td>7:</td><td>*10.6</td><td style="text-align: right;">↓</td></tr> <tr><td>8:</td><td>10.1</td><td style="text-align: right;">↓</td></tr> <tr><td>9:</td><td>*10.6</td><td style="text-align: right;">↓</td></tr> <tr><td>10:</td><td>10.2</td><td style="text-align: right;">→</td></tr> </table> <table border="1" style="width:100%; border-collapse: collapse; margin-top: 5px;"> <tr> <td style="width:80%;">Serie</td> <td style="text-align: right;">99.0</td> </tr> <tr> <td>Total</td> <td style="text-align: right;">99.0</td> </tr> </table>	1:	10.4	→	2:	10.5	↑	3:	*10.6	→	4:	9.8	↗	5:	10.3	↓	6:	*10.7	→	7:	*10.6	↓	8:	10.1	↓	9:	*10.6	↓	10:	10.2	→	Serie	99.0	Total	99.0
1:	10.4	→																																	
2:	10.5	↑																																	
3:	*10.6	→																																	
4:	9.8	↗																																	
5:	10.3	↓																																	
6:	*10.7	→																																	
7:	*10.6	↓																																	
8:	10.1	↓																																	
9:	*10.6	↓																																	
10:	10.2	→																																	
Serie	99.0																																		
Total	99.0																																		

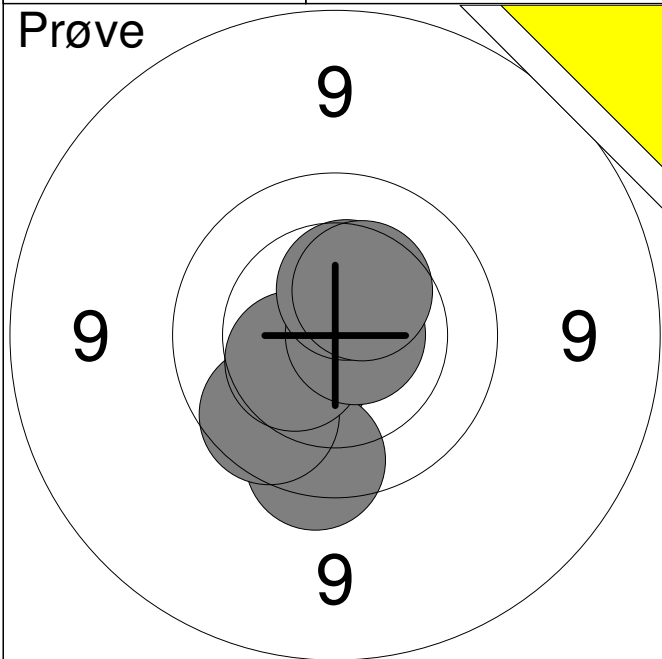
<p>20 Skud</p> 	<table style="width:100%; border-collapse: collapse;"> <tr><td style="width:10%;">11:</td><td style="width:15%;">10.1</td><td style="width:10%; text-align: right;">↙</td></tr> <tr><td>12:</td><td>10.1</td><td style="text-align: right;">↓</td></tr> <tr><td>13:</td><td>10.1</td><td style="text-align: right;">↗</td></tr> <tr><td>14:</td><td>9.9</td><td style="text-align: right;">↗</td></tr> <tr><td>15:</td><td>10.3</td><td style="text-align: right;">→</td></tr> <tr><td>16:</td><td>10.3</td><td style="text-align: right;">↙</td></tr> <tr><td>17:</td><td>10.2</td><td style="text-align: right;">←</td></tr> <tr><td>18:</td><td>10.2</td><td style="text-align: right;">↑</td></tr> <tr><td>19:</td><td>10.4</td><td style="text-align: right;">→</td></tr> <tr><td>20:</td><td>*10.8</td><td style="text-align: right;">↑</td></tr> </table> <table border="1" style="width:100%; border-collapse: collapse; margin-top: 5px;"> <tr> <td style="width:80%;">Serie</td> <td style="text-align: right;">99.0</td> </tr> <tr> <td>Total</td> <td style="text-align: right;">198.0</td> </tr> </table>	11:	10.1	↙	12:	10.1	↓	13:	10.1	↗	14:	9.9	↗	15:	10.3	→	16:	10.3	↙	17:	10.2	←	18:	10.2	↑	19:	10.4	→	20:	*10.8	↑	Serie	99.0	Total	198.0
11:	10.1	↙																																	
12:	10.1	↓																																	
13:	10.1	↗																																	
14:	9.9	↗																																	
15:	10.3	→																																	
16:	10.3	↙																																	
17:	10.2	←																																	
18:	10.2	↑																																	
19:	10.4	→																																	
20:	*10.8	↑																																	
Serie	99.0																																		
Total	198.0																																		

Hold
18Skive
5**Kasper Schultz**

Vester Hassing Skf.

BK1

Prøve

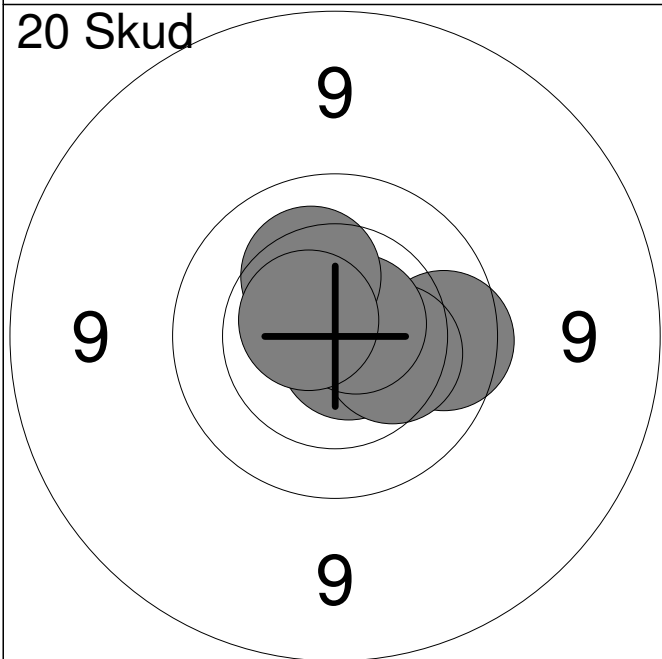


1:	10.5	↙
2:	9.7	↓
3:	9.9	↙
4:	10.4	↙
5:	*10.7	→
6:	10.4	↑
7:	10.4	↗

Serie 68.0

Total 0.0

20 Skud

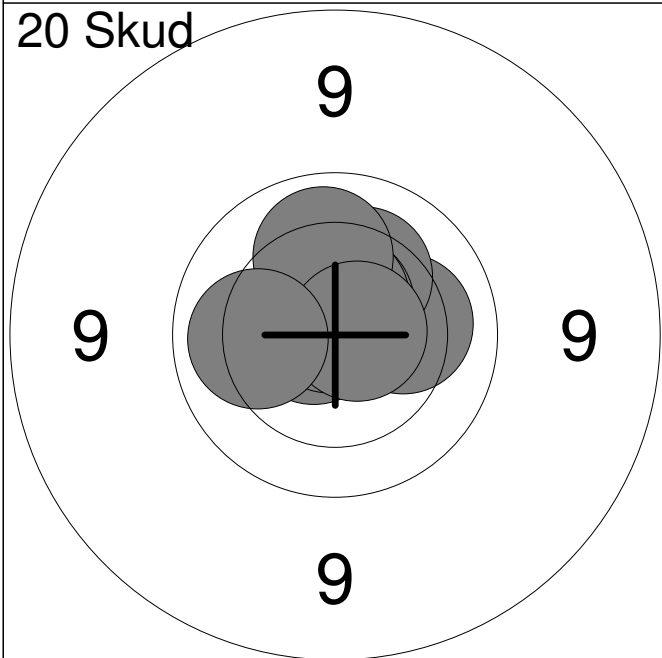


1:	9.9	→
2:	*10.7	↑
3:	10.5	↗
4:	*10.7	↘
5:	*10.7	↗
6:	10.3	↘
7:	*10.5	↗
8:	*10.7	↗
9:	10.3	↑
10:	*10.6	↗

Serie 99.0

Total 99.0

20 Skud



11:	10.2	→
12:	10.3	↗
13:	*10.7	←
14:	*10.6	↗
15:	*10.8	↗
16:	*10.6	↑
17:	*10.7	↑
18:	10.1	↑
19:	*10.7	→
20:	10.1	←

Serie 100.0

Total 199.0

<p>Prøve</p>	<table style="width:100%; border-collapse: collapse;"> <tr><td style="text-align: right;">1:</td><td style="text-align: right;">10.1</td><td style="text-align: right;">↙</td></tr> <tr><td style="text-align: right;">2:</td><td style="text-align: right;">*10.6</td><td style="text-align: right;">↙</td></tr> <tr><td style="text-align: right;">3:</td><td style="text-align: right;">*10.6</td><td style="text-align: right;">→</td></tr> <tr><td style="text-align: right;">4:</td><td style="text-align: right;">10.1</td><td style="text-align: right;">↙</td></tr> <tr><td style="text-align: right;">5:</td><td style="text-align: right;">10.4</td><td style="text-align: right;">→</td></tr> <tr><td style="text-align: right;">6:</td><td style="text-align: right;">*10.7</td><td style="text-align: right;">↑</td></tr> </table> <table border="1" style="width:100%; border-collapse: collapse; margin-top: 5px;"> <tr> <td style="width:80%;">Serie</td> <td style="text-align: right;">60.0</td> </tr> <tr> <td>Total</td> <td style="text-align: right;">0.0</td> </tr> </table>	1:	10.1	↙	2:	*10.6	↙	3:	*10.6	→	4:	10.1	↙	5:	10.4	→	6:	*10.7	↑	Serie	60.0	Total	0.0
1:	10.1	↙																					
2:	*10.6	↙																					
3:	*10.6	→																					
4:	10.1	↙																					
5:	10.4	→																					
6:	*10.7	↑																					
Serie	60.0																						
Total	0.0																						

<p>20 Skud</p>	<table style="width:100%; border-collapse: collapse;"> <tr><td style="text-align: right;">1:</td><td style="text-align: right;">*10.6</td><td style="text-align: right;">↗</td></tr> <tr><td style="text-align: right;">2:</td><td style="text-align: right;">10.5</td><td style="text-align: right;">←</td></tr> <tr><td style="text-align: right;">3:</td><td style="text-align: right;">10.3</td><td style="text-align: right;">→</td></tr> <tr><td style="text-align: right;">4:</td><td style="text-align: right;">*10.7</td><td style="text-align: right;">↘</td></tr> <tr><td style="text-align: right;">5:</td><td style="text-align: right;">10.1</td><td style="text-align: right;">↗</td></tr> <tr><td style="text-align: right;">6:</td><td style="text-align: right;">10.1</td><td style="text-align: right;">←</td></tr> <tr><td style="text-align: right;">7:</td><td style="text-align: right;">10.3</td><td style="text-align: right;">↑</td></tr> <tr><td style="text-align: right;">8:</td><td style="text-align: right;">*10.5</td><td style="text-align: right;">↗</td></tr> <tr><td style="text-align: right;">9:</td><td style="text-align: right;">10.4</td><td style="text-align: right;">→</td></tr> <tr><td style="text-align: right;">10:</td><td style="text-align: right;">10.2</td><td style="text-align: right;">↓</td></tr> </table> <table border="1" style="width:100%; border-collapse: collapse; margin-top: 5px;"> <tr> <td style="width:80%;">Serie</td> <td style="text-align: right;">100.0</td> </tr> <tr> <td>Total</td> <td style="text-align: right;">100.0</td> </tr> </table>	1:	*10.6	↗	2:	10.5	←	3:	10.3	→	4:	*10.7	↘	5:	10.1	↗	6:	10.1	←	7:	10.3	↑	8:	*10.5	↗	9:	10.4	→	10:	10.2	↓	Serie	100.0	Total	100.0
1:	*10.6	↗																																	
2:	10.5	←																																	
3:	10.3	→																																	
4:	*10.7	↘																																	
5:	10.1	↗																																	
6:	10.1	←																																	
7:	10.3	↑																																	
8:	*10.5	↗																																	
9:	10.4	→																																	
10:	10.2	↓																																	
Serie	100.0																																		
Total	100.0																																		

<p>20 Skud</p>	<table style="width:100%; border-collapse: collapse;"> <tr><td style="text-align: right;">11:</td><td style="text-align: right;">10.0</td><td style="text-align: right;">↓</td></tr> <tr><td style="text-align: right;">12:</td><td style="text-align: right;">*10.8</td><td style="text-align: right;">←</td></tr> <tr><td style="text-align: right;">13:</td><td style="text-align: right;">*10.5</td><td style="text-align: right;">↓</td></tr> <tr><td style="text-align: right;">14:</td><td style="text-align: right;">10.1</td><td style="text-align: right;">↗</td></tr> <tr><td style="text-align: right;">15:</td><td style="text-align: right;">*10.7</td><td style="text-align: right;">↗</td></tr> <tr><td style="text-align: right;">16:</td><td style="text-align: right;">10.5</td><td style="text-align: right;">→</td></tr> <tr><td style="text-align: right;">17:</td><td style="text-align: right;">10.5</td><td style="text-align: right;">↘</td></tr> <tr><td style="text-align: right;">18:</td><td style="text-align: right;">9.6</td><td style="text-align: right;">↗</td></tr> <tr><td style="text-align: right;">19:</td><td style="text-align: right;">9.8</td><td style="text-align: right;">↘</td></tr> <tr><td style="text-align: right;">20:</td><td style="text-align: right;">9.9</td><td style="text-align: right;">↘</td></tr> </table> <table border="1" style="width:100%; border-collapse: collapse; margin-top: 5px;"> <tr> <td style="width:80%;">Serie</td> <td style="text-align: right;">97.0</td> </tr> <tr> <td>Total</td> <td style="text-align: right;">197.0</td> </tr> </table>	11:	10.0	↓	12:	*10.8	←	13:	*10.5	↓	14:	10.1	↗	15:	*10.7	↗	16:	10.5	→	17:	10.5	↘	18:	9.6	↗	19:	9.8	↘	20:	9.9	↘	Serie	97.0	Total	197.0
11:	10.0	↓																																	
12:	*10.8	←																																	
13:	*10.5	↓																																	
14:	10.1	↗																																	
15:	*10.7	↗																																	
16:	10.5	→																																	
17:	10.5	↘																																	
18:	9.6	↗																																	
19:	9.8	↘																																	
20:	9.9	↘																																	
Serie	97.0																																		
Total	197.0																																		

Hold
18

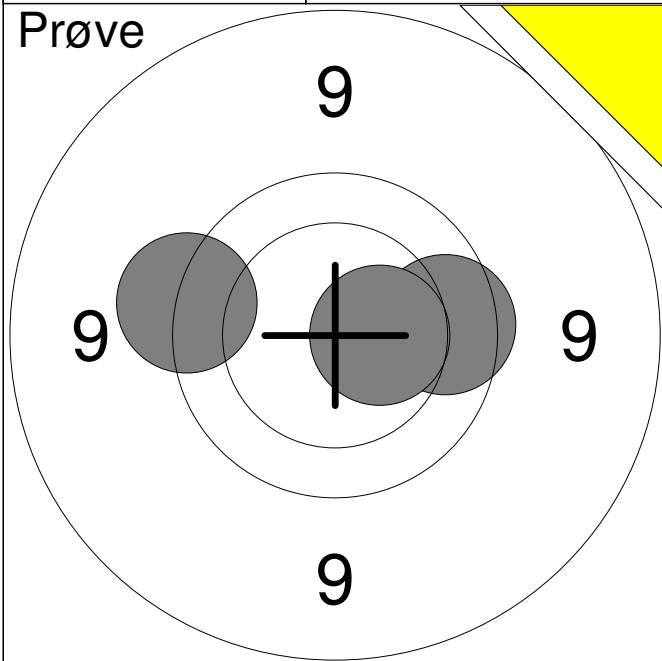
Skive
7

Flemming B. Frederiksen

Postens Skyttelaug

2

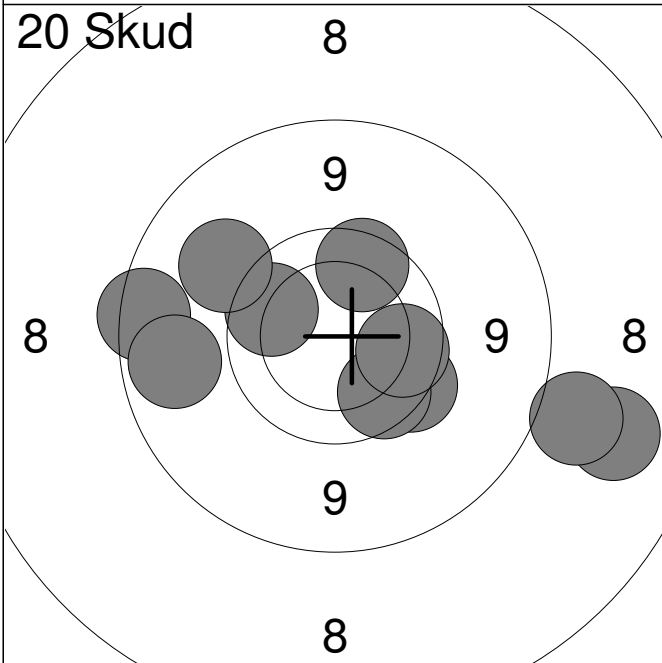
Prøve



1:	9.6	←
2:	9.8	→
3:	10.5	→

Serie	28.0
Total	0.0

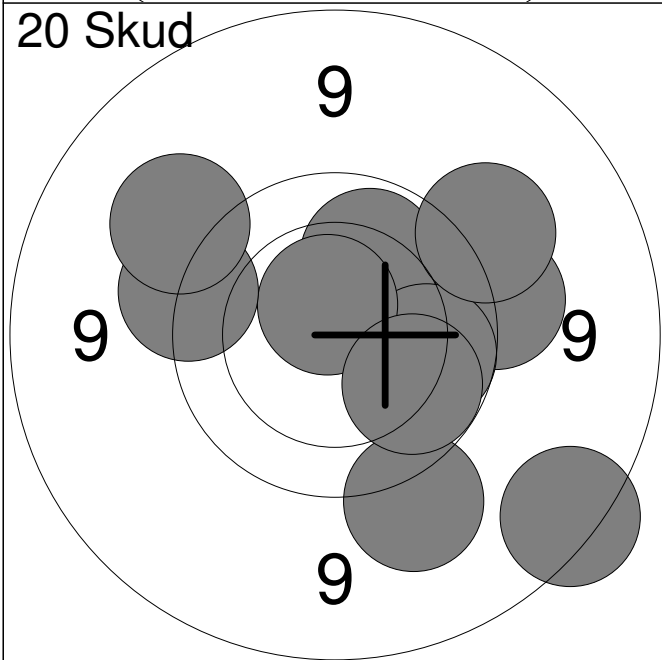
20 Skud



1:	8.2	→
2:	9.7	↓
3:	9.8	↓
4:	9.9	→
5:	8.8	←
6:	9.9	↑
7:	9.8	↑
8:	8.4	↓
9:	9.0	←
10:	9.3	↑

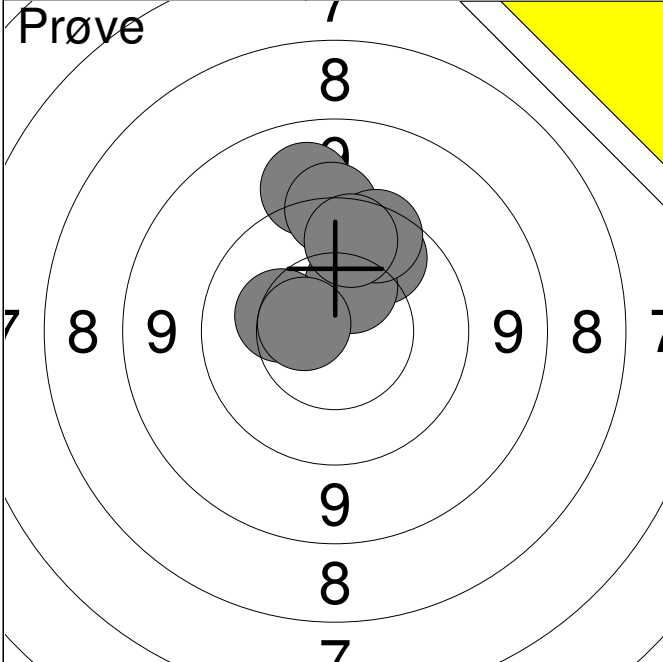
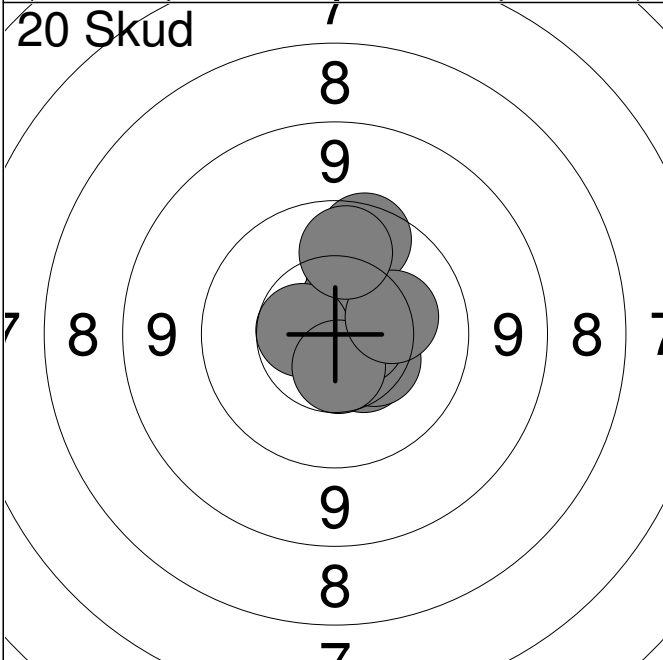
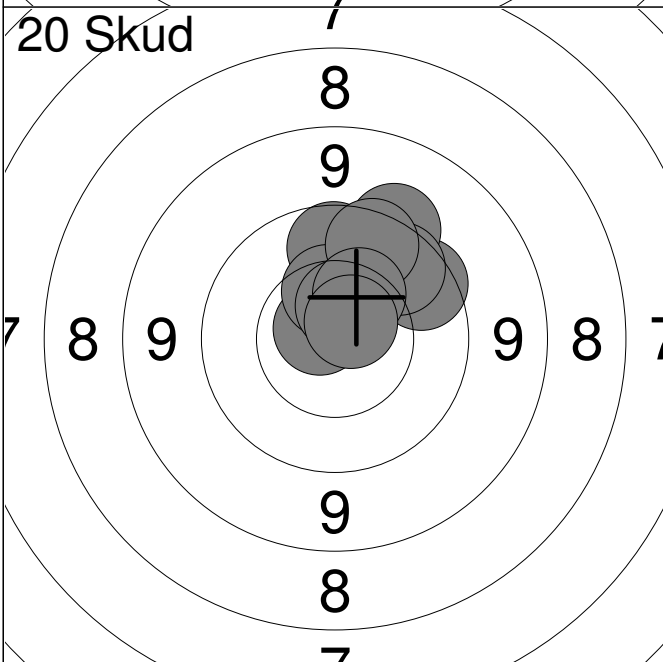
Serie	87.0
Total	87.0

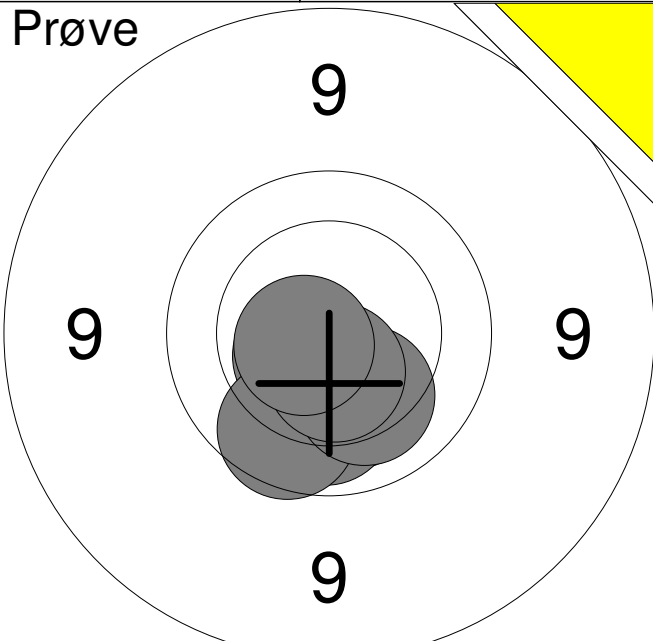
20 Skud

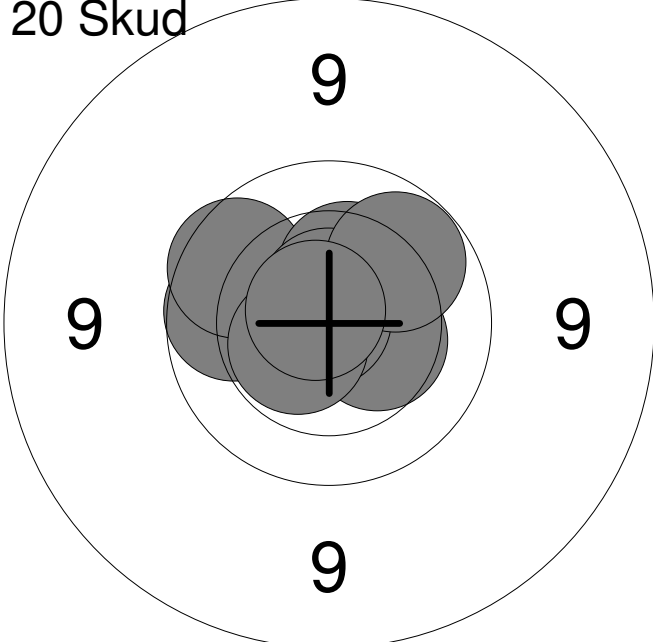


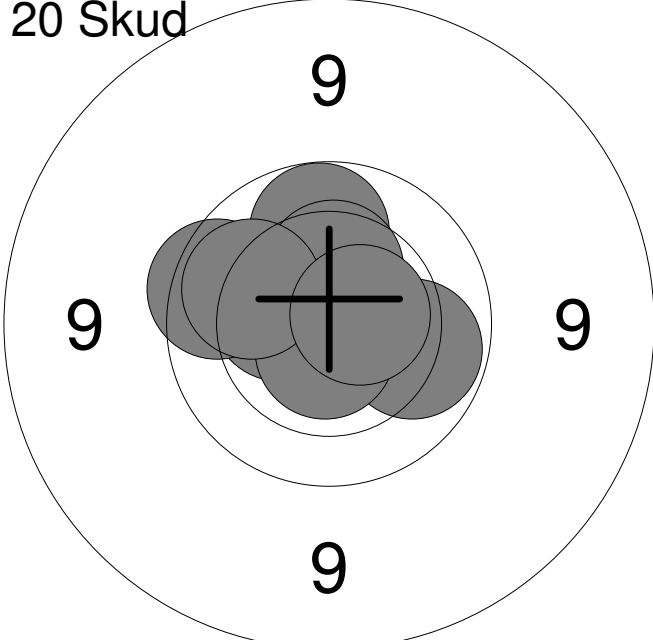
11:	9.5	→
12:	10.0	↑
13:	9.9	→
14:	*10.6	↑
15:	9.4	↓
16:	9.6	↑
17:	9.4	↑
18:	9.3	↑
19:	8.8	↓
20:	10.0	↓

Serie	92.0
Total	179.0

<p>Prøve</p> 	<table style="width:100%; border-collapse: collapse;"> <tr><td style="width:10%;">1:</td><td style="width:15%;">9.2</td><td style="width:10%; text-align: center;">↑</td></tr> <tr><td>2:</td><td>10.0</td><td style="text-align: center;">↗</td></tr> <tr><td>3:</td><td>9.5</td><td style="text-align: center;">↑</td></tr> <tr><td>4:</td><td>10.4</td><td style="text-align: center;">↗</td></tr> <tr><td>5:</td><td>9.7</td><td style="text-align: center;">↗</td></tr> <tr><td>6:</td><td>9.9</td><td style="text-align: center;">↑</td></tr> <tr><td>7:</td><td>10.3</td><td style="text-align: center;">←</td></tr> <tr><td>8:</td><td>10.6</td><td style="text-align: center;">←</td></tr> <tr><td colspan="2">Serie</td><td style="text-align: right;">76.0</td></tr> <tr><td colspan="2">Total</td><td style="text-align: right;">0.0</td></tr> </table>	1:	9.2	↑	2:	10.0	↗	3:	9.5	↑	4:	10.4	↗	5:	9.7	↗	6:	9.9	↑	7:	10.3	←	8:	10.6	←	Serie		76.0	Total		0.0						
1:	9.2	↑																																			
2:	10.0	↗																																			
3:	9.5	↑																																			
4:	10.4	↗																																			
5:	9.7	↗																																			
6:	9.9	↑																																			
7:	10.3	←																																			
8:	10.6	←																																			
Serie		76.0																																			
Total		0.0																																			
<p>20 Skud</p> 	<table style="width:100%; border-collapse: collapse;"> <tr><td style="width:10%;">1:</td><td style="width:15%;">10.3</td><td style="width:10%; text-align: center;">↑</td></tr> <tr><td>2:</td><td>10.5</td><td style="text-align: center;">↘</td></tr> <tr><td>3:</td><td>10.4</td><td style="text-align: center;">↘</td></tr> <tr><td>4:</td><td>9.8</td><td style="text-align: center;">↑</td></tr> <tr><td>5:</td><td>*10.7</td><td style="text-align: center;">→</td></tr> <tr><td>6:</td><td>*10.6</td><td style="text-align: center;">↑</td></tr> <tr><td>7:</td><td>10.6</td><td style="text-align: center;">←</td></tr> <tr><td>8:</td><td>10.6</td><td style="text-align: center;">↓</td></tr> <tr><td>9:</td><td>10.3</td><td style="text-align: center;">→</td></tr> <tr><td>10:</td><td>10.0</td><td style="text-align: center;">↑</td></tr> <tr><td colspan="2">Serie</td><td style="text-align: right;">99.0</td></tr> <tr><td colspan="2">Total</td><td style="text-align: right;">99.0</td></tr> </table>	1:	10.3	↑	2:	10.5	↘	3:	10.4	↘	4:	9.8	↑	5:	*10.7	→	6:	*10.6	↑	7:	10.6	←	8:	10.6	↓	9:	10.3	→	10:	10.0	↑	Serie		99.0	Total		99.0
1:	10.3	↑																																			
2:	10.5	↘																																			
3:	10.4	↘																																			
4:	9.8	↑																																			
5:	*10.7	→																																			
6:	*10.6	↑																																			
7:	10.6	←																																			
8:	10.6	↓																																			
9:	10.3	→																																			
10:	10.0	↑																																			
Serie		99.0																																			
Total		99.0																																			
<p>20 Skud</p> 	<table style="width:100%; border-collapse: collapse;"> <tr><td style="width:10%;">11:</td><td style="width:15%;">9.7</td><td style="width:10%; text-align: center;">↗</td></tr> <tr><td>12:</td><td>9.5</td><td style="text-align: center;">↗</td></tr> <tr><td>13:</td><td>*10.7</td><td style="text-align: center;">↖</td></tr> <tr><td>14:</td><td>9.9</td><td style="text-align: center;">↑</td></tr> <tr><td>15:</td><td>10.4</td><td style="text-align: center;">↑</td></tr> <tr><td>16:</td><td>9.8</td><td style="text-align: center;">↗</td></tr> <tr><td>17:</td><td>9.8</td><td style="text-align: center;">↗</td></tr> <tr><td>18:</td><td>10.6</td><td style="text-align: center;">↑</td></tr> <tr><td>19:</td><td>10.4</td><td style="text-align: center;">↗</td></tr> <tr><td>20:</td><td>*10.7</td><td style="text-align: center;">↗</td></tr> <tr><td colspan="2">Serie</td><td style="text-align: right;">95.0</td></tr> <tr><td colspan="2">Total</td><td style="text-align: right;">194.0</td></tr> </table>	11:	9.7	↗	12:	9.5	↗	13:	*10.7	↖	14:	9.9	↑	15:	10.4	↑	16:	9.8	↗	17:	9.8	↗	18:	10.6	↑	19:	10.4	↗	20:	*10.7	↗	Serie		95.0	Total		194.0
11:	9.7	↗																																			
12:	9.5	↗																																			
13:	*10.7	↖																																			
14:	9.9	↑																																			
15:	10.4	↑																																			
16:	9.8	↗																																			
17:	9.8	↗																																			
18:	10.6	↑																																			
19:	10.4	↗																																			
20:	*10.7	↗																																			
Serie		95.0																																			
Total		194.0																																			

<p>Prøve</p> 	<table style="width:100%; border-collapse: collapse;"> <tr><td style="width:10%;">1:</td><td style="width:20%;">10.2</td><td style="width:10%; text-align: right;">↓</td></tr> <tr><td>2:</td><td>10.1</td><td style="text-align: right;">↓</td></tr> <tr><td>3:</td><td>*10.6</td><td style="text-align: right;">↙</td></tr> <tr><td>4:</td><td>9.9</td><td style="text-align: right;">↓</td></tr> <tr><td>5:</td><td>10.2</td><td style="text-align: right;">↓</td></tr> <tr><td>6:</td><td>*10.5</td><td style="text-align: right;">↓</td></tr> <tr><td>7:</td><td>*10.6</td><td style="text-align: right;">↙</td></tr> </table> <table border="1" style="width:100%; border-collapse: collapse; margin-top: 5px;"> <tr> <td style="width:80%;">Serie</td> <td style="text-align: right;">69.0</td> </tr> <tr> <td>Total</td> <td style="text-align: right;">0.0</td> </tr> </table>	1:	10.2	↓	2:	10.1	↓	3:	*10.6	↙	4:	9.9	↓	5:	10.2	↓	6:	*10.5	↓	7:	*10.6	↙	Serie	69.0	Total	0.0
1:	10.2	↓																								
2:	10.1	↓																								
3:	*10.6	↙																								
4:	9.9	↓																								
5:	10.2	↓																								
6:	*10.5	↓																								
7:	*10.6	↙																								
Serie	69.0																									
Total	0.0																									

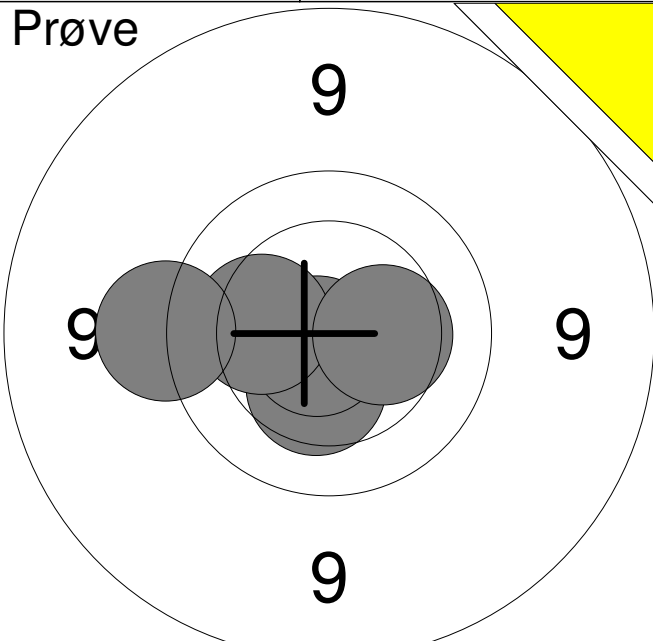
<p>20 Skud</p> 	<table style="width:100%; border-collapse: collapse;"> <tr><td style="width:10%;">1:</td><td style="width:20%;">9.9</td><td style="width:10%; text-align: right;">←</td></tr> <tr><td>2:</td><td>*10.8</td><td style="text-align: right;">↗</td></tr> <tr><td>3:</td><td>9.9</td><td style="text-align: right;">↗</td></tr> <tr><td>4:</td><td>10.4</td><td style="text-align: right;">↗</td></tr> <tr><td>5:</td><td>10.4</td><td style="text-align: right;">→</td></tr> <tr><td>6:</td><td>*10.7</td><td style="text-align: right;">↑</td></tr> <tr><td>7:</td><td>*10.8</td><td style="text-align: right;">↗</td></tr> <tr><td>8:</td><td>*10.5</td><td style="text-align: right;">↙</td></tr> <tr><td>9:</td><td>10.0</td><td style="text-align: right;">↗</td></tr> <tr><td>10:</td><td>*10.7</td><td style="text-align: right;">↗</td></tr> </table> <table border="1" style="width:100%; border-collapse: collapse; margin-top: 5px;"> <tr> <td style="width:80%;">Serie</td> <td style="text-align: right;">98.0</td> </tr> <tr> <td>Total</td> <td style="text-align: right;">98.0</td> </tr> </table>	1:	9.9	←	2:	*10.8	↗	3:	9.9	↗	4:	10.4	↗	5:	10.4	→	6:	*10.7	↑	7:	*10.8	↗	8:	*10.5	↙	9:	10.0	↗	10:	*10.7	↗	Serie	98.0	Total	98.0
1:	9.9	←																																	
2:	*10.8	↗																																	
3:	9.9	↗																																	
4:	10.4	↗																																	
5:	10.4	→																																	
6:	*10.7	↑																																	
7:	*10.8	↗																																	
8:	*10.5	↙																																	
9:	10.0	↗																																	
10:	*10.7	↗																																	
Serie	98.0																																		
Total	98.0																																		

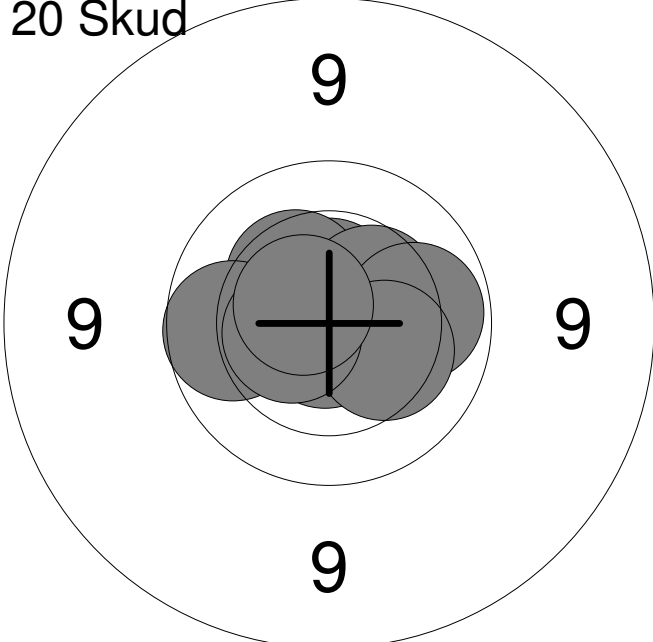
<p>20 Skud</p> 	<table style="width:100%; border-collapse: collapse;"> <tr><td style="width:10%;">11:</td><td style="width:20%;">10.3</td><td style="width:10%; text-align: right;">↑</td></tr> <tr><td>12:</td><td>10.4</td><td style="text-align: right;">←</td></tr> <tr><td>13:</td><td>10.0</td><td style="text-align: right;">→</td></tr> <tr><td>14:</td><td>*10.8</td><td style="text-align: right;">↗</td></tr> <tr><td>15:</td><td>10.0</td><td style="text-align: right;">↑</td></tr> <tr><td>16:</td><td>*10.7</td><td style="text-align: right;">↓</td></tr> <tr><td>17:</td><td>10.4</td><td style="text-align: right;">↑</td></tr> <tr><td>18:</td><td>9.8</td><td style="text-align: right;">←</td></tr> <tr><td>19:</td><td>10.0</td><td style="text-align: right;">↗</td></tr> <tr><td>20:</td><td>*10.6</td><td style="text-align: right;">→</td></tr> </table> <table border="1" style="width:100%; border-collapse: collapse; margin-top: 5px;"> <tr> <td style="width:80%;">Serie</td> <td style="text-align: right;">99.0</td> </tr> <tr> <td>Total</td> <td style="text-align: right;">197.0</td> </tr> </table>	11:	10.3	↑	12:	10.4	←	13:	10.0	→	14:	*10.8	↗	15:	10.0	↑	16:	*10.7	↓	17:	10.4	↑	18:	9.8	←	19:	10.0	↗	20:	*10.6	→	Serie	99.0	Total	197.0
11:	10.3	↑																																	
12:	10.4	←																																	
13:	10.0	→																																	
14:	*10.8	↗																																	
15:	10.0	↑																																	
16:	*10.7	↓																																	
17:	10.4	↑																																	
18:	9.8	←																																	
19:	10.0	↗																																	
20:	*10.6	→																																	
Serie	99.0																																		
Total	197.0																																		

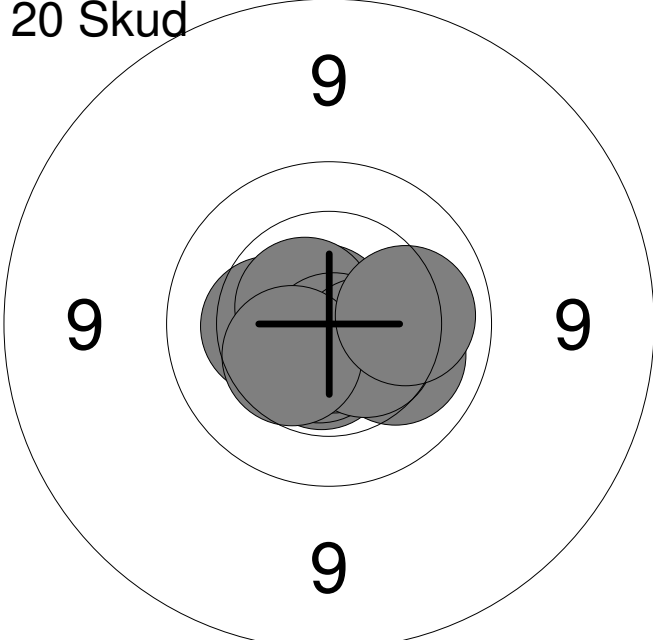
<p>Prøve</p>	<table style="width:100%; border-collapse: collapse;"> <tr><td style="text-align: right;">1:</td><td style="text-align: right;">10.1</td><td style="text-align: right;">←</td></tr> <tr><td style="text-align: right;">2:</td><td style="text-align: right;">10.1</td><td style="text-align: right;">↗</td></tr> <tr><td style="text-align: right;">3:</td><td style="text-align: right;">10.3</td><td style="text-align: right;">←</td></tr> <tr><td style="text-align: right;">4:</td><td style="text-align: right;">*10.6</td><td style="text-align: right;">←</td></tr> <tr><td style="text-align: right;">5:</td><td style="text-align: right;">10.5</td><td style="text-align: right;">↗</td></tr> </table> <table border="1" style="width:100%; border-collapse: collapse; margin-top: 5px;"> <tr> <td style="width:80%;">Serie</td> <td style="text-align: right;">50.0</td> </tr> <tr> <td>Total</td> <td style="text-align: right;">0.0</td> </tr> </table>	1:	10.1	←	2:	10.1	↗	3:	10.3	←	4:	*10.6	←	5:	10.5	↗	Serie	50.0	Total	0.0
1:	10.1	←																		
2:	10.1	↗																		
3:	10.3	←																		
4:	*10.6	←																		
5:	10.5	↗																		
Serie	50.0																			
Total	0.0																			

<p>20 Skud</p>	<table style="width:100%; border-collapse: collapse;"> <tr><td style="text-align: right;">1:</td><td style="text-align: right;">10.4</td><td style="text-align: right;">↓</td></tr> <tr><td style="text-align: right;">2:</td><td style="text-align: right;">9.9</td><td style="text-align: right;">←</td></tr> <tr><td style="text-align: right;">3:</td><td style="text-align: right;">9.8</td><td style="text-align: right;">↗</td></tr> <tr><td style="text-align: right;">4:</td><td style="text-align: right;">10.3</td><td style="text-align: right;">↗</td></tr> <tr><td style="text-align: right;">5:</td><td style="text-align: right;">9.4</td><td style="text-align: right;">↗</td></tr> <tr><td style="text-align: right;">6:</td><td style="text-align: right;">10.4</td><td style="text-align: right;">↗</td></tr> <tr><td style="text-align: right;">7:</td><td style="text-align: right;">*10.9</td><td style="text-align: right;">↗</td></tr> <tr><td style="text-align: right;">8:</td><td style="text-align: right;">10.1</td><td style="text-align: right;">↗</td></tr> <tr><td style="text-align: right;">9:</td><td style="text-align: right;">9.9</td><td style="text-align: right;">↗</td></tr> <tr><td style="text-align: right;">10:</td><td style="text-align: right;">9.7</td><td style="text-align: right;">↗</td></tr> </table> <table border="1" style="width:100%; border-collapse: collapse; margin-top: 5px;"> <tr> <td style="width:80%;">Serie</td> <td style="text-align: right;">95.0</td> </tr> <tr> <td>Total</td> <td style="text-align: right;">95.0</td> </tr> </table>	1:	10.4	↓	2:	9.9	←	3:	9.8	↗	4:	10.3	↗	5:	9.4	↗	6:	10.4	↗	7:	*10.9	↗	8:	10.1	↗	9:	9.9	↗	10:	9.7	↗	Serie	95.0	Total	95.0
1:	10.4	↓																																	
2:	9.9	←																																	
3:	9.8	↗																																	
4:	10.3	↗																																	
5:	9.4	↗																																	
6:	10.4	↗																																	
7:	*10.9	↗																																	
8:	10.1	↗																																	
9:	9.9	↗																																	
10:	9.7	↗																																	
Serie	95.0																																		
Total	95.0																																		

<p>20 Skud</p>	<table style="width:100%; border-collapse: collapse;"> <tr><td style="text-align: right;">11:</td><td style="text-align: right;">10.0</td><td style="text-align: right;">↙</td></tr> <tr><td style="text-align: right;">12:</td><td style="text-align: right;">10.0</td><td style="text-align: right;">↓</td></tr> <tr><td style="text-align: right;">13:</td><td style="text-align: right;">10.3</td><td style="text-align: right;">↙</td></tr> <tr><td style="text-align: right;">14:</td><td style="text-align: right;">*10.7</td><td style="text-align: right;">↓</td></tr> <tr><td style="text-align: right;">15:</td><td style="text-align: right;">9.9</td><td style="text-align: right;">→</td></tr> <tr><td style="text-align: right;">16:</td><td style="text-align: right;">10.4</td><td style="text-align: right;">↙</td></tr> <tr><td style="text-align: right;">17:</td><td style="text-align: right;">10.4</td><td style="text-align: right;">↗</td></tr> <tr><td style="text-align: right;">18:</td><td style="text-align: right;">*10.5</td><td style="text-align: right;">↑</td></tr> <tr><td style="text-align: right;">19:</td><td style="text-align: right;">9.8</td><td style="text-align: right;">↙</td></tr> <tr><td style="text-align: right;">20:</td><td style="text-align: right;">10.3</td><td style="text-align: right;">↙</td></tr> </table> <table border="1" style="width:100%; border-collapse: collapse; margin-top: 5px;"> <tr> <td style="width:80%;">Serie</td> <td style="text-align: right;">98.0</td> </tr> <tr> <td>Total</td> <td style="text-align: right;">193.0</td> </tr> </table>	11:	10.0	↙	12:	10.0	↓	13:	10.3	↙	14:	*10.7	↓	15:	9.9	→	16:	10.4	↙	17:	10.4	↗	18:	*10.5	↑	19:	9.8	↙	20:	10.3	↙	Serie	98.0	Total	193.0
11:	10.0	↙																																	
12:	10.0	↓																																	
13:	10.3	↙																																	
14:	*10.7	↓																																	
15:	9.9	→																																	
16:	10.4	↙																																	
17:	10.4	↗																																	
18:	*10.5	↑																																	
19:	9.8	↙																																	
20:	10.3	↙																																	
Serie	98.0																																		
Total	193.0																																		

<p>Prøve</p> 	<table style="width: 100%; border-collapse: collapse;"> <tr><td style="width: 10%;">1:</td><td style="width: 70%;">10.4</td><td style="width: 20%; text-align: center;">↓</td></tr> <tr><td>2:</td><td>*10.8</td><td style="text-align: center;">↙</td></tr> <tr><td>3:</td><td>10.2</td><td style="text-align: center;">←</td></tr> <tr><td>4:</td><td>9.5</td><td style="text-align: center;">←</td></tr> <tr><td>5:</td><td>10.4</td><td style="text-align: center;">→</td></tr> </table> <table border="1" style="width: 100%; border-collapse: collapse; margin-top: 10px;"> <tr> <td style="width: 80%;">Serie</td> <td style="text-align: right;">49.0</td> </tr> <tr> <td>Total</td> <td style="text-align: right;">0.0</td> </tr> </table>	1:	10.4	↓	2:	*10.8	↙	3:	10.2	←	4:	9.5	←	5:	10.4	→	Serie	49.0	Total	0.0
1:	10.4	↓																		
2:	*10.8	↙																		
3:	10.2	←																		
4:	9.5	←																		
5:	10.4	→																		
Serie	49.0																			
Total	0.0																			

<p>20 Skud</p> 	<table style="width: 100%; border-collapse: collapse;"> <tr><td style="width: 10%;">1:</td><td style="width: 70%;">*10.6</td><td style="width: 20%; text-align: center;">↑</td></tr> <tr><td>2:</td><td>10.4</td><td style="text-align: center;">↗</td></tr> <tr><td>3:</td><td>9.9</td><td style="text-align: center;">←</td></tr> <tr><td>4:</td><td>10.4</td><td style="text-align: center;">↗</td></tr> <tr><td>5:</td><td>10.0</td><td style="text-align: center;">→</td></tr> <tr><td>6:</td><td>*10.7</td><td style="text-align: center;">←</td></tr> <tr><td>7:</td><td>*10.8</td><td style="text-align: center;">↓</td></tr> <tr><td>8:</td><td>10.3</td><td style="text-align: center;">↘</td></tr> <tr><td>9:</td><td>*10.5</td><td style="text-align: center;">←</td></tr> <tr><td>10:</td><td>*10.6</td><td style="text-align: center;">↗</td></tr> </table> <table border="1" style="width: 100%; border-collapse: collapse; margin-top: 10px;"> <tr> <td style="width: 80%;">Serie</td> <td style="text-align: right;">99.0</td> </tr> <tr> <td>Total</td> <td style="text-align: right;">99.0</td> </tr> </table>	1:	*10.6	↑	2:	10.4	↗	3:	9.9	←	4:	10.4	↗	5:	10.0	→	6:	*10.7	←	7:	*10.8	↓	8:	10.3	↘	9:	*10.5	←	10:	*10.6	↗	Serie	99.0	Total	99.0
1:	*10.6	↑																																	
2:	10.4	↗																																	
3:	9.9	←																																	
4:	10.4	↗																																	
5:	10.0	→																																	
6:	*10.7	←																																	
7:	*10.8	↓																																	
8:	10.3	↘																																	
9:	*10.5	←																																	
10:	*10.6	↗																																	
Serie	99.0																																		
Total	99.0																																		

<p>20 Skud</p> 	<table style="width: 100%; border-collapse: collapse;"> <tr><td style="width: 10%;">11:</td><td style="width: 70%;">10.3</td><td style="width: 20%; text-align: center;">←</td></tr> <tr><td>12:</td><td>10.2</td><td style="text-align: center;">↘</td></tr> <tr><td>13:</td><td>*10.6</td><td style="text-align: center;">↓</td></tr> <tr><td>14:</td><td>*10.8</td><td style="text-align: center;">↗</td></tr> <tr><td>15:</td><td>*10.6</td><td style="text-align: center;">↗</td></tr> <tr><td>16:</td><td>*10.6</td><td style="text-align: center;">↓</td></tr> <tr><td>17:</td><td>*10.7</td><td style="text-align: center;">↓</td></tr> <tr><td>18:</td><td>10.5</td><td style="text-align: center;">↘</td></tr> <tr><td>19:</td><td>10.4</td><td style="text-align: center;">↙</td></tr> <tr><td>20:</td><td>10.1</td><td style="text-align: center;">→</td></tr> </table> <table border="1" style="width: 100%; border-collapse: collapse; margin-top: 10px;"> <tr> <td style="width: 80%;">Serie</td> <td style="text-align: right;">100.0</td> </tr> <tr> <td>Total</td> <td style="text-align: right;">199.0</td> </tr> </table>	11:	10.3	←	12:	10.2	↘	13:	*10.6	↓	14:	*10.8	↗	15:	*10.6	↗	16:	*10.6	↓	17:	*10.7	↓	18:	10.5	↘	19:	10.4	↙	20:	10.1	→	Serie	100.0	Total	199.0
11:	10.3	←																																	
12:	10.2	↘																																	
13:	*10.6	↓																																	
14:	*10.8	↗																																	
15:	*10.6	↗																																	
16:	*10.6	↓																																	
17:	*10.7	↓																																	
18:	10.5	↘																																	
19:	10.4	↙																																	
20:	10.1	→																																	
Serie	100.0																																		
Total	199.0																																		

<p>Prøve</p>	<table style="width:100%; border-collapse: collapse;"> <tr><td style="width:10%;">1:</td><td style="width:70%;">*10.5</td><td style="width:20%; text-align: right;">↘</td></tr> <tr><td>2:</td><td>10.1</td><td style="text-align: right;">→</td></tr> <tr><td>3:</td><td>9.9</td><td style="text-align: right;">→</td></tr> <tr><td>4:</td><td>10.4</td><td style="text-align: right;">→</td></tr> <tr><td>5:</td><td>10.1</td><td style="text-align: right;">↗</td></tr> <tr><td>6:</td><td>*10.5</td><td style="text-align: right;">↖</td></tr> </table> <table border="1" style="width:100%; border-collapse: collapse; margin-top: 5px;"> <tr> <td style="width:80%;">Serie</td> <td style="width:20%; text-align: right;">59.0</td> </tr> <tr> <td>Total</td> <td style="text-align: right;">0.0</td> </tr> </table>	1:	*10.5	↘	2:	10.1	→	3:	9.9	→	4:	10.4	→	5:	10.1	↗	6:	*10.5	↖	Serie	59.0	Total	0.0
1:	*10.5	↘																					
2:	10.1	→																					
3:	9.9	→																					
4:	10.4	→																					
5:	10.1	↗																					
6:	*10.5	↖																					
Serie	59.0																						
Total	0.0																						

<p>20 Skud</p>	<table style="width:100%; border-collapse: collapse;"> <tr><td style="width:10%;">1:</td><td style="width:70%;">9.8</td><td style="width:20%; text-align: right;">↘</td></tr> <tr><td>2:</td><td>*10.7</td><td style="text-align: right;">←</td></tr> <tr><td>3:</td><td>10.4</td><td style="text-align: right;">→</td></tr> <tr><td>4:</td><td>10.3</td><td style="text-align: right;">↗</td></tr> <tr><td>5:</td><td>10.0</td><td style="text-align: right;">→</td></tr> <tr><td>6:</td><td>*10.5</td><td style="text-align: right;">↗</td></tr> <tr><td>7:</td><td>9.9</td><td style="text-align: right;">→</td></tr> <tr><td>8:</td><td>*10.6</td><td style="text-align: right;">→</td></tr> <tr><td>9:</td><td>*10.9</td><td style="text-align: right;">→</td></tr> <tr><td>10:</td><td>10.4</td><td style="text-align: right;">↘</td></tr> </table> <table border="1" style="width:100%; border-collapse: collapse; margin-top: 5px;"> <tr> <td style="width:80%;">Serie</td> <td style="width:20%; text-align: right;">98.0</td> </tr> <tr> <td>Total</td> <td style="text-align: right;">98.0</td> </tr> </table>	1:	9.8	↘	2:	*10.7	←	3:	10.4	→	4:	10.3	↗	5:	10.0	→	6:	*10.5	↗	7:	9.9	→	8:	*10.6	→	9:	*10.9	→	10:	10.4	↘	Serie	98.0	Total	98.0
1:	9.8	↘																																	
2:	*10.7	←																																	
3:	10.4	→																																	
4:	10.3	↗																																	
5:	10.0	→																																	
6:	*10.5	↗																																	
7:	9.9	→																																	
8:	*10.6	→																																	
9:	*10.9	→																																	
10:	10.4	↘																																	
Serie	98.0																																		
Total	98.0																																		

<p>20 Skud</p>	<table style="width:100%; border-collapse: collapse;"> <tr><td style="width:10%;">11:</td><td style="width:70%;">10.5</td><td style="width:20%; text-align: right;">↑</td></tr> <tr><td>12:</td><td>10.3</td><td style="text-align: right;">↓</td></tr> <tr><td>13:</td><td>*10.7</td><td style="text-align: right;">↗</td></tr> <tr><td>14:</td><td>*10.8</td><td style="text-align: right;">↗</td></tr> <tr><td>15:</td><td>10.5</td><td style="text-align: right;">→</td></tr> <tr><td>16:</td><td>*10.7</td><td style="text-align: right;">←</td></tr> <tr><td>17:</td><td>10.0</td><td style="text-align: right;">↘</td></tr> <tr><td>18:</td><td>9.8</td><td style="text-align: right;">→</td></tr> <tr><td>19:</td><td>10.5</td><td style="text-align: right;">←</td></tr> <tr><td>20:</td><td>*10.7</td><td style="text-align: right;">↘</td></tr> </table> <table border="1" style="width:100%; border-collapse: collapse; margin-top: 5px;"> <tr> <td style="width:80%;">Serie</td> <td style="width:20%; text-align: right;">99.0</td> </tr> <tr> <td>Total</td> <td style="text-align: right;">197.0</td> </tr> </table>	11:	10.5	↑	12:	10.3	↓	13:	*10.7	↗	14:	*10.8	↗	15:	10.5	→	16:	*10.7	←	17:	10.0	↘	18:	9.8	→	19:	10.5	←	20:	*10.7	↘	Serie	99.0	Total	197.0
11:	10.5	↑																																	
12:	10.3	↓																																	
13:	*10.7	↗																																	
14:	*10.8	↗																																	
15:	10.5	→																																	
16:	*10.7	←																																	
17:	10.0	↘																																	
18:	9.8	→																																	
19:	10.5	←																																	
20:	*10.7	↘																																	
Serie	99.0																																		
Total	197.0																																		

<p>Prøve</p>	<table style="width:100%; border-collapse: collapse;"> <tr><td style="text-align: right;">1:</td><td style="text-align: right;">9.6</td><td style="text-align: right;">→</td></tr> <tr><td style="text-align: right;">2:</td><td style="text-align: right;">9.1</td><td style="text-align: right;">↗</td></tr> <tr><td style="text-align: right;">3:</td><td style="text-align: right;">*10.8</td><td style="text-align: right;">↖</td></tr> <tr><td style="text-align: right;">4:</td><td style="text-align: right;">8.8</td><td style="text-align: right;">→</td></tr> <tr><td style="text-align: right;">5:</td><td style="text-align: right;">9.3</td><td style="text-align: right;">↗</td></tr> <tr><td style="text-align: right;">6:</td><td style="text-align: right;">9.4</td><td style="text-align: right;">→</td></tr> <tr><td style="text-align: right;">7:</td><td style="text-align: right;">9.0</td><td style="text-align: right;">↗</td></tr> <tr><td style="text-align: right;">8:</td><td style="text-align: right;">9.9</td><td style="text-align: right;">→</td></tr> <tr><td style="text-align: right;">9:</td><td style="text-align: right;">8.2</td><td style="text-align: right;">→</td></tr> <tr><td style="text-align: right;">10:</td><td style="text-align: right;">9.4</td><td style="text-align: right;">→</td></tr> <tr><td colspan="2">Serie</td><td style="text-align: right;">89.0</td></tr> <tr><td colspan="2">Total</td><td style="text-align: right;">0.0</td></tr> </table>	1:	9.6	→	2:	9.1	↗	3:	*10.8	↖	4:	8.8	→	5:	9.3	↗	6:	9.4	→	7:	9.0	↗	8:	9.9	→	9:	8.2	→	10:	9.4	→	Serie		89.0	Total		0.0
1:	9.6	→																																			
2:	9.1	↗																																			
3:	*10.8	↖																																			
4:	8.8	→																																			
5:	9.3	↗																																			
6:	9.4	→																																			
7:	9.0	↗																																			
8:	9.9	→																																			
9:	8.2	→																																			
10:	9.4	→																																			
Serie		89.0																																			
Total		0.0																																			

<p>20 Skud</p>	<table style="width:100%; border-collapse: collapse;"> <tr><td style="text-align: right;">1:</td><td style="text-align: right;">9.6</td><td style="text-align: right;">↓</td></tr> <tr><td style="text-align: right;">2:</td><td style="text-align: right;">9.8</td><td style="text-align: right;">←</td></tr> <tr><td style="text-align: right;">3:</td><td style="text-align: right;">10.1</td><td style="text-align: right;">↓</td></tr> <tr><td style="text-align: right;">4:</td><td style="text-align: right;">10.1</td><td style="text-align: right;">→</td></tr> <tr><td style="text-align: right;">5:</td><td style="text-align: right;">8.9</td><td style="text-align: right;">→</td></tr> <tr><td style="text-align: right;">6:</td><td style="text-align: right;">9.7</td><td style="text-align: right;">↗</td></tr> <tr><td style="text-align: right;">7:</td><td style="text-align: right;">8.9</td><td style="text-align: right;">↓</td></tr> <tr><td style="text-align: right;">8:</td><td style="text-align: right;">*10.6</td><td style="text-align: right;">↑</td></tr> <tr><td style="text-align: right;">9:</td><td style="text-align: right;">8.9</td><td style="text-align: right;">←</td></tr> <tr><td style="text-align: right;">10:</td><td style="text-align: right;">10.3</td><td style="text-align: right;">↑</td></tr> <tr><td colspan="2">Serie</td><td style="text-align: right;">91.0</td></tr> <tr><td colspan="2">Total</td><td style="text-align: right;">91.0</td></tr> </table>	1:	9.6	↓	2:	9.8	←	3:	10.1	↓	4:	10.1	→	5:	8.9	→	6:	9.7	↗	7:	8.9	↓	8:	*10.6	↑	9:	8.9	←	10:	10.3	↑	Serie		91.0	Total		91.0
1:	9.6	↓																																			
2:	9.8	←																																			
3:	10.1	↓																																			
4:	10.1	→																																			
5:	8.9	→																																			
6:	9.7	↗																																			
7:	8.9	↓																																			
8:	*10.6	↑																																			
9:	8.9	←																																			
10:	10.3	↑																																			
Serie		91.0																																			
Total		91.0																																			

<p>20 Skud</p>	<table style="width:100%; border-collapse: collapse;"> <tr><td style="text-align: right;">11:</td><td style="text-align: right;">9.7</td><td style="text-align: right;">↖</td></tr> <tr><td style="text-align: right;">12:</td><td style="text-align: right;">8.9</td><td style="text-align: right;">↓</td></tr> <tr><td style="text-align: right;">13:</td><td style="text-align: right;">9.4</td><td style="text-align: right;">→</td></tr> <tr><td style="text-align: right;">14:</td><td style="text-align: right;">9.2</td><td style="text-align: right;">↓</td></tr> <tr><td style="text-align: right;">15:</td><td style="text-align: right;">9.3</td><td style="text-align: right;">←</td></tr> <tr><td style="text-align: right;">16:</td><td style="text-align: right;">9.0</td><td style="text-align: right;">→</td></tr> <tr><td style="text-align: right;">17:</td><td style="text-align: right;">9.6</td><td style="text-align: right;">↗</td></tr> <tr><td style="text-align: right;">18:</td><td style="text-align: right;">*10.6</td><td style="text-align: right;">←</td></tr> <tr><td style="text-align: right;">19:</td><td style="text-align: right;">9.9</td><td style="text-align: right;">↑</td></tr> <tr><td style="text-align: right;">20:</td><td style="text-align: right;">9.6</td><td style="text-align: right;">↘</td></tr> <tr><td colspan="2">Serie</td><td style="text-align: right;">90.0</td></tr> <tr><td colspan="2">Total</td><td style="text-align: right;">181.0</td></tr> </table>	11:	9.7	↖	12:	8.9	↓	13:	9.4	→	14:	9.2	↓	15:	9.3	←	16:	9.0	→	17:	9.6	↗	18:	*10.6	←	19:	9.9	↑	20:	9.6	↘	Serie		90.0	Total		181.0
11:	9.7	↖																																			
12:	8.9	↓																																			
13:	9.4	→																																			
14:	9.2	↓																																			
15:	9.3	←																																			
16:	9.0	→																																			
17:	9.6	↗																																			
18:	*10.6	←																																			
19:	9.9	↑																																			
20:	9.6	↘																																			
Serie		90.0																																			
Total		181.0																																			

<p>Prøve</p>	<table style="width:100%; border-collapse: collapse;"> <tr><td>1:</td><td>9.8</td><td>↗</td></tr> <tr><td>2:</td><td>9.8</td><td>↗</td></tr> <tr><td>3:</td><td>*10.6</td><td>↘</td></tr> <tr><td>4:</td><td>10.4</td><td>↗</td></tr> <tr><td>5:</td><td>9.9</td><td>↘</td></tr> <tr><td>6:</td><td>10.3</td><td>↗</td></tr> <tr><td>7:</td><td>*10.9</td><td>↗</td></tr> <tr><td>8:</td><td>10.5</td><td>↖</td></tr> <tr><td>9:</td><td>*10.6</td><td>↗</td></tr> </table>	1:	9.8	↗	2:	9.8	↗	3:	*10.6	↘	4:	10.4	↗	5:	9.9	↘	6:	10.3	↗	7:	*10.9	↗	8:	10.5	↖	9:	*10.6	↗
1:	9.8	↗																										
2:	9.8	↗																										
3:	*10.6	↘																										
4:	10.4	↗																										
5:	9.9	↘																										
6:	10.3	↗																										
7:	*10.9	↗																										
8:	10.5	↖																										
9:	*10.6	↗																										
	Serie 87.0																											
	Total 0.0																											

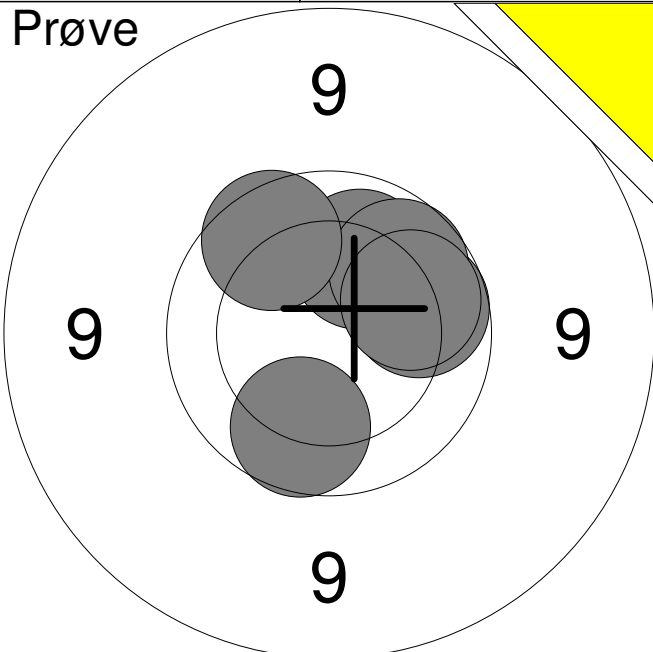
<p>20 Skud</p>	<table style="width:100%; border-collapse: collapse;"> <tr><td>1:</td><td>*10.6</td><td>↗</td></tr> <tr><td>2:</td><td>10.4</td><td>↗</td></tr> <tr><td>3:</td><td>*10.6</td><td>↗</td></tr> <tr><td>4:</td><td>10.1</td><td>↗</td></tr> <tr><td>5:</td><td>*10.5</td><td>↘</td></tr> <tr><td>6:</td><td>*10.6</td><td>↗</td></tr> <tr><td>7:</td><td>*10.7</td><td>↗</td></tr> <tr><td>8:</td><td>*10.6</td><td>↗</td></tr> <tr><td>9:</td><td>10.4</td><td>↘</td></tr> <tr><td>10:</td><td>*10.6</td><td>↘</td></tr> </table>	1:	*10.6	↗	2:	10.4	↗	3:	*10.6	↗	4:	10.1	↗	5:	*10.5	↘	6:	*10.6	↗	7:	*10.7	↗	8:	*10.6	↗	9:	10.4	↘	10:	*10.6	↘
1:	*10.6	↗																													
2:	10.4	↗																													
3:	*10.6	↗																													
4:	10.1	↗																													
5:	*10.5	↘																													
6:	*10.6	↗																													
7:	*10.7	↗																													
8:	*10.6	↗																													
9:	10.4	↘																													
10:	*10.6	↘																													
	Serie 100.0																														
	Total 100.0																														

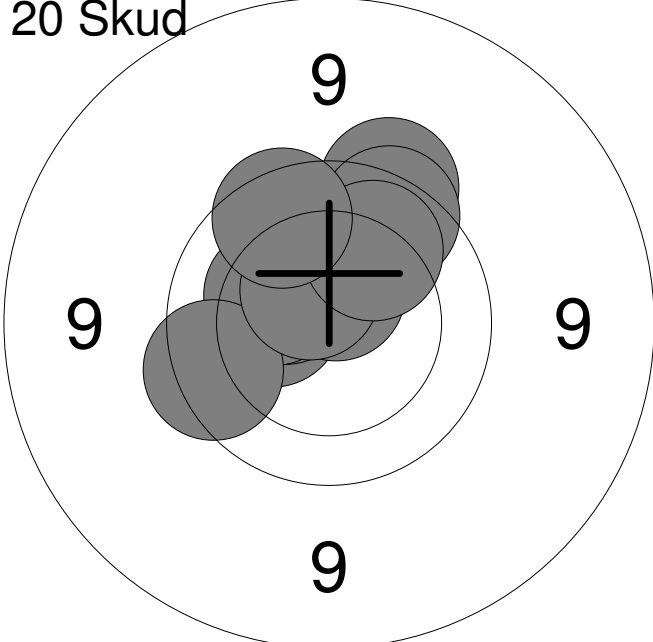
<p>20 Skud</p>	<table style="width:100%; border-collapse: collapse;"> <tr><td>11:</td><td>*10.8</td><td>↖</td></tr> <tr><td>12:</td><td>*10.5</td><td>↗</td></tr> <tr><td>13:</td><td>10.3</td><td>←</td></tr> <tr><td>14:</td><td>10.4</td><td>↗</td></tr> <tr><td>15:</td><td>*10.6</td><td>↖</td></tr> <tr><td>16:</td><td>10.3</td><td>→</td></tr> <tr><td>17:</td><td>*10.8</td><td>↘</td></tr> <tr><td>18:</td><td>*10.7</td><td>↘</td></tr> <tr><td>19:</td><td>*10.6</td><td>↗</td></tr> <tr><td>20:</td><td>10.4</td><td>↗</td></tr> </table>	11:	*10.8	↖	12:	*10.5	↗	13:	10.3	←	14:	10.4	↗	15:	*10.6	↖	16:	10.3	→	17:	*10.8	↘	18:	*10.7	↘	19:	*10.6	↗	20:	10.4	↗
11:	*10.8	↖																													
12:	*10.5	↗																													
13:	10.3	←																													
14:	10.4	↗																													
15:	*10.6	↖																													
16:	10.3	→																													
17:	*10.8	↘																													
18:	*10.7	↘																													
19:	*10.6	↗																													
20:	10.4	↗																													
	Serie 100.0																														
	Total 200.0																														

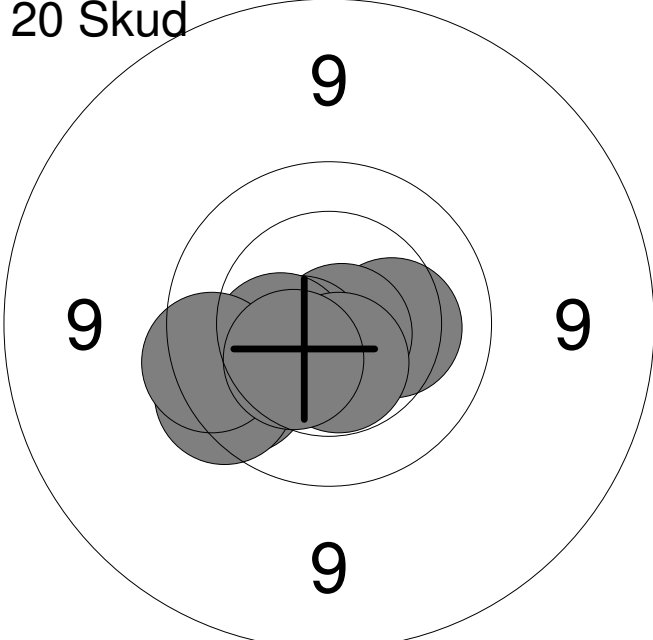
<p>Prøve</p>	<table style="width:100%; border-collapse: collapse;"> <tr><td style="width:10%;">1:</td><td style="width:15%;">*10.8</td><td style="width:10%; text-align: center;">↗</td></tr> <tr><td>2:</td><td>10.1</td><td style="text-align: center;">↑</td></tr> <tr><td>3:</td><td>10.5</td><td style="text-align: center;">←</td></tr> <tr><td>4:</td><td>10.3</td><td style="text-align: center;">↗</td></tr> <tr><td>5:</td><td>10.4</td><td style="text-align: center;">↗</td></tr> <tr><td>6:</td><td>*10.8</td><td style="text-align: center;">↑</td></tr> <tr><td>7:</td><td>*10.6</td><td style="text-align: center;">↘</td></tr> </table> <table border="1" style="width:100%; border-collapse: collapse; margin-top: 5px;"> <tr> <td style="width:80%;">Serie</td> <td style="width:20%; text-align: right;">70.0</td> </tr> <tr> <td>Total</td> <td style="text-align: right;">0.0</td> </tr> </table>	1:	*10.8	↗	2:	10.1	↑	3:	10.5	←	4:	10.3	↗	5:	10.4	↗	6:	*10.8	↑	7:	*10.6	↘	Serie	70.0	Total	0.0
1:	*10.8	↗																								
2:	10.1	↑																								
3:	10.5	←																								
4:	10.3	↗																								
5:	10.4	↗																								
6:	*10.8	↑																								
7:	*10.6	↘																								
Serie	70.0																									
Total	0.0																									

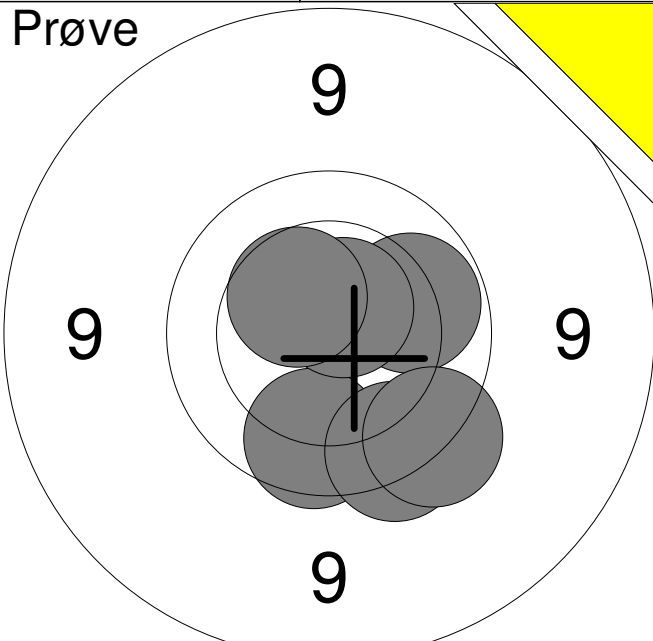
<p>20 Skud</p>	<table style="width:100%; border-collapse: collapse;"> <tr><td style="width:10%;">1:</td><td style="width:15%;">10.2</td><td style="width:10%; text-align: center;">↗</td></tr> <tr><td>2:</td><td>9.7</td><td style="text-align: center;">←</td></tr> <tr><td>3:</td><td>9.9</td><td style="text-align: center;">↗</td></tr> <tr><td>4:</td><td>9.9</td><td style="text-align: center;">↗</td></tr> <tr><td>5:</td><td>*10.8</td><td style="text-align: center;">↗</td></tr> <tr><td>6:</td><td>10.2</td><td style="text-align: center;">↑</td></tr> <tr><td>7:</td><td>*10.5</td><td style="text-align: center;">↗</td></tr> <tr><td>8:</td><td>*10.6</td><td style="text-align: center;">↗</td></tr> <tr><td>9:</td><td>10.5</td><td style="text-align: center;">→</td></tr> <tr><td>10:</td><td>9.9</td><td style="text-align: center;">↗</td></tr> </table> <table border="1" style="width:100%; border-collapse: collapse; margin-top: 5px;"> <tr> <td style="width:80%;">Serie</td> <td style="width:20%; text-align: right;">96.0</td> </tr> <tr> <td>Total</td> <td style="text-align: right;">96.0</td> </tr> </table>	1:	10.2	↗	2:	9.7	←	3:	9.9	↗	4:	9.9	↗	5:	*10.8	↗	6:	10.2	↑	7:	*10.5	↗	8:	*10.6	↗	9:	10.5	→	10:	9.9	↗	Serie	96.0	Total	96.0
1:	10.2	↗																																	
2:	9.7	←																																	
3:	9.9	↗																																	
4:	9.9	↗																																	
5:	*10.8	↗																																	
6:	10.2	↑																																	
7:	*10.5	↗																																	
8:	*10.6	↗																																	
9:	10.5	→																																	
10:	9.9	↗																																	
Serie	96.0																																		
Total	96.0																																		

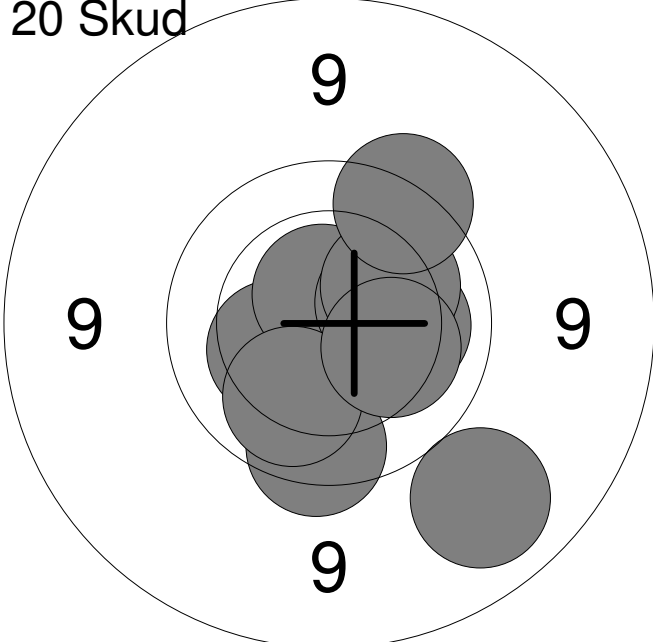
<p>20 Skud</p>	<table style="width:100%; border-collapse: collapse;"> <tr><td style="width:10%;">11:</td><td style="width:15%;">9.9</td><td style="width:10%; text-align: center;">↗</td></tr> <tr><td>12:</td><td>10.5</td><td style="text-align: center;">↗</td></tr> <tr><td>13:</td><td>10.5</td><td style="text-align: center;">↗</td></tr> <tr><td>14:</td><td>9.9</td><td style="text-align: center;">↗</td></tr> <tr><td>15:</td><td>10.4</td><td style="text-align: center;">↑</td></tr> <tr><td>16:</td><td>10.1</td><td style="text-align: center;">↑</td></tr> <tr><td>17:</td><td>10.1</td><td style="text-align: center;">→</td></tr> <tr><td>18:</td><td>10.5</td><td style="text-align: center;">↗</td></tr> <tr><td>19:</td><td>10.3</td><td style="text-align: center;">↗</td></tr> <tr><td>20:</td><td>*10.7</td><td style="text-align: center;">↑</td></tr> </table> <table border="1" style="width:100%; border-collapse: collapse; margin-top: 5px;"> <tr> <td style="width:80%;">Serie</td> <td style="width:20%; text-align: right;">98.0</td> </tr> <tr> <td>Total</td> <td style="text-align: right;">194.0</td> </tr> </table>	11:	9.9	↗	12:	10.5	↗	13:	10.5	↗	14:	9.9	↗	15:	10.4	↑	16:	10.1	↑	17:	10.1	→	18:	10.5	↗	19:	10.3	↗	20:	*10.7	↑	Serie	98.0	Total	194.0
11:	9.9	↗																																	
12:	10.5	↗																																	
13:	10.5	↗																																	
14:	9.9	↗																																	
15:	10.4	↑																																	
16:	10.1	↑																																	
17:	10.1	→																																	
18:	10.5	↗																																	
19:	10.3	↗																																	
20:	*10.7	↑																																	
Serie	98.0																																		
Total	194.0																																		

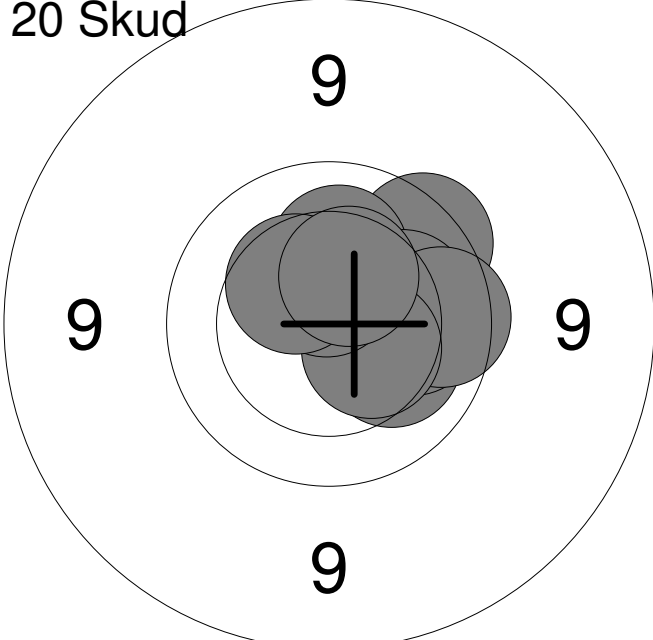
<p>Prøve</p> 	<table style="width:100%; border-collapse: collapse;"> <tr><td style="text-align: right;">1:</td><td style="text-align: right;">10.1</td><td style="text-align: right;">↗</td></tr> <tr><td style="text-align: right;">2:</td><td style="text-align: right;">9.9</td><td style="text-align: right;">→</td></tr> <tr><td style="text-align: right;">3:</td><td style="text-align: right;">9.9</td><td style="text-align: right;">↗</td></tr> <tr><td style="text-align: right;">4:</td><td style="text-align: right;">9.9</td><td style="text-align: right;">↘</td></tr> <tr><td style="text-align: right;">5:</td><td style="text-align: right;">9.8</td><td style="text-align: right;">↗</td></tr> <tr><td style="text-align: right;">6:</td><td style="text-align: right;">10.0</td><td style="text-align: right;">→</td></tr> </table> <table border="1" style="width:100%; border-collapse: collapse; margin-top: 5px;"> <tr> <td style="width:80%;">Serie</td> <td style="text-align: right;">56.0</td> </tr> <tr> <td>Total</td> <td style="text-align: right;">0.0</td> </tr> </table>	1:	10.1	↗	2:	9.9	→	3:	9.9	↗	4:	9.9	↘	5:	9.8	↗	6:	10.0	→	Serie	56.0	Total	0.0
1:	10.1	↗																					
2:	9.9	→																					
3:	9.9	↗																					
4:	9.9	↘																					
5:	9.8	↗																					
6:	10.0	→																					
Serie	56.0																						
Total	0.0																						

<p>20 Skud</p> 	<table style="width:100%; border-collapse: collapse;"> <tr><td style="text-align: right;">1:</td><td style="text-align: right;">9.6</td><td style="text-align: right;">↗</td></tr> <tr><td style="text-align: right;">2:</td><td style="text-align: right;">9.8</td><td style="text-align: right;">↗</td></tr> <tr><td style="text-align: right;">3:</td><td style="text-align: right;">10.3</td><td style="text-align: right;">←</td></tr> <tr><td style="text-align: right;">4:</td><td style="text-align: right;">*10.6</td><td style="text-align: right;">↗</td></tr> <tr><td style="text-align: right;">5:</td><td style="text-align: right;">10.4</td><td style="text-align: right;">↗</td></tr> <tr><td style="text-align: right;">6:</td><td style="text-align: right;">10.3</td><td style="text-align: right;">↗</td></tr> <tr><td style="text-align: right;">7:</td><td style="text-align: right;">9.8</td><td style="text-align: right;">←</td></tr> <tr><td style="text-align: right;">8:</td><td style="text-align: right;">*10.5</td><td style="text-align: right;">↗</td></tr> <tr><td style="text-align: right;">9:</td><td style="text-align: right;">10.0</td><td style="text-align: right;">↗</td></tr> <tr><td style="text-align: right;">10:</td><td style="text-align: right;">9.8</td><td style="text-align: right;">↗</td></tr> </table> <table border="1" style="width:100%; border-collapse: collapse; margin-top: 5px;"> <tr> <td style="width:80%;">Serie</td> <td style="text-align: right;">96.0</td> </tr> <tr> <td>Total</td> <td style="text-align: right;">96.0</td> </tr> </table>	1:	9.6	↗	2:	9.8	↗	3:	10.3	←	4:	*10.6	↗	5:	10.4	↗	6:	10.3	↗	7:	9.8	←	8:	*10.5	↗	9:	10.0	↗	10:	9.8	↗	Serie	96.0	Total	96.0
1:	9.6	↗																																	
2:	9.8	↗																																	
3:	10.3	←																																	
4:	*10.6	↗																																	
5:	10.4	↗																																	
6:	10.3	↗																																	
7:	9.8	←																																	
8:	*10.5	↗																																	
9:	10.0	↗																																	
10:	9.8	↗																																	
Serie	96.0																																		
Total	96.0																																		

<p>20 Skud</p> 	<table style="width:100%; border-collapse: collapse;"> <tr><td style="text-align: right;">11:</td><td style="text-align: right;">9.9</td><td style="text-align: right;">↖</td></tr> <tr><td style="text-align: right;">12:</td><td style="text-align: right;">10.3</td><td style="text-align: right;">→</td></tr> <tr><td style="text-align: right;">13:</td><td style="text-align: right;">*10.8</td><td style="text-align: right;">↘</td></tr> <tr><td style="text-align: right;">14:</td><td style="text-align: right;">9.7</td><td style="text-align: right;">↖</td></tr> <tr><td style="text-align: right;">15:</td><td style="text-align: right;">10.5</td><td style="text-align: right;">↖</td></tr> <tr><td style="text-align: right;">16:</td><td style="text-align: right;">*10.6</td><td style="text-align: right;">↖</td></tr> <tr><td style="text-align: right;">17:</td><td style="text-align: right;">10.4</td><td style="text-align: right;">↖</td></tr> <tr><td style="text-align: right;">18:</td><td style="text-align: right;">9.8</td><td style="text-align: right;">←</td></tr> <tr><td style="text-align: right;">19:</td><td style="text-align: right;">*10.5</td><td style="text-align: right;">↘</td></tr> <tr><td style="text-align: right;">20:</td><td style="text-align: right;">10.4</td><td style="text-align: right;">↖</td></tr> </table> <table border="1" style="width:100%; border-collapse: collapse; margin-top: 5px;"> <tr> <td style="width:80%;">Serie</td> <td style="text-align: right;">97.0</td> </tr> <tr> <td>Total</td> <td style="text-align: right;">193.0</td> </tr> </table>	11:	9.9	↖	12:	10.3	→	13:	*10.8	↘	14:	9.7	↖	15:	10.5	↖	16:	*10.6	↖	17:	10.4	↖	18:	9.8	←	19:	*10.5	↘	20:	10.4	↖	Serie	97.0	Total	193.0
11:	9.9	↖																																	
12:	10.3	→																																	
13:	*10.8	↘																																	
14:	9.7	↖																																	
15:	10.5	↖																																	
16:	*10.6	↖																																	
17:	10.4	↖																																	
18:	9.8	←																																	
19:	*10.5	↘																																	
20:	10.4	↖																																	
Serie	97.0																																		
Total	193.0																																		

<p>Prøve</p> 	<table style="width:100%; border-collapse: collapse;"> <tr><td style="width:10%;">1:</td><td style="width:15%;">10.0</td><td style="width:10%; text-align: center;">→</td></tr> <tr><td>2:</td><td>9.9</td><td style="text-align: center;">↓</td></tr> <tr><td>3:</td><td>*10.6</td><td style="text-align: center;">↗</td></tr> <tr><td>4:</td><td>9.7</td><td style="text-align: center;">↓</td></tr> <tr><td>5:</td><td>9.6</td><td style="text-align: center;">↓</td></tr> <tr><td>6:</td><td>10.4</td><td style="text-align: center;">↗</td></tr> </table> <table border="1" style="width:100%; border-collapse: collapse; margin-top: 5px;"> <tr> <td style="width:80%;">Serie</td> <td style="text-align: right;">57.0</td> </tr> <tr> <td>Total</td> <td style="text-align: right;">0.0</td> </tr> </table>	1:	10.0	→	2:	9.9	↓	3:	*10.6	↗	4:	9.7	↓	5:	9.6	↓	6:	10.4	↗	Serie	57.0	Total	0.0
1:	10.0	→																					
2:	9.9	↓																					
3:	*10.6	↗																					
4:	9.7	↓																					
5:	9.6	↓																					
6:	10.4	↗																					
Serie	57.0																						
Total	0.0																						

<p>20 Skud</p> 	<table style="width:100%; border-collapse: collapse;"> <tr><td style="width:10%;">1:</td><td style="width:15%;">10.3</td><td style="width:10%; text-align: center;">↖</td></tr> <tr><td>2:</td><td>9.8</td><td style="text-align: center;">↓</td></tr> <tr><td>3:</td><td>10.2</td><td style="text-align: center;">→</td></tr> <tr><td>4:</td><td>9.1</td><td style="text-align: center;">↘</td></tr> <tr><td>5:</td><td>*10.6</td><td style="text-align: center;">↗</td></tr> <tr><td>6:</td><td>10.3</td><td style="text-align: center;">→</td></tr> <tr><td>7:</td><td>10.1</td><td style="text-align: center;">↘</td></tr> <tr><td>8:</td><td>10.2</td><td style="text-align: center;">↗</td></tr> <tr><td>9:</td><td>10.2</td><td style="text-align: center;">→</td></tr> <tr><td>10:</td><td>9.7</td><td style="text-align: center;">↗</td></tr> </table> <table border="1" style="width:100%; border-collapse: collapse; margin-top: 5px;"> <tr> <td style="width:80%;">Serie</td> <td style="text-align: right;">97.0</td> </tr> <tr> <td>Total</td> <td style="text-align: right;">97.0</td> </tr> </table>	1:	10.3	↖	2:	9.8	↓	3:	10.2	→	4:	9.1	↘	5:	*10.6	↗	6:	10.3	→	7:	10.1	↘	8:	10.2	↗	9:	10.2	→	10:	9.7	↗	Serie	97.0	Total	97.0
1:	10.3	↖																																	
2:	9.8	↓																																	
3:	10.2	→																																	
4:	9.1	↘																																	
5:	*10.6	↗																																	
6:	10.3	→																																	
7:	10.1	↘																																	
8:	10.2	↗																																	
9:	10.2	→																																	
10:	9.7	↗																																	
Serie	97.0																																		
Total	97.0																																		

<p>20 Skud</p> 	<table style="width:100%; border-collapse: collapse;"> <tr><td style="width:10%;">11:</td><td style="width:15%;">9.8</td><td style="width:10%; text-align: center;">↗</td></tr> <tr><td>12:</td><td>10.2</td><td style="text-align: center;">↑</td></tr> <tr><td>13:</td><td>10.1</td><td style="text-align: center;">→</td></tr> <tr><td>14:</td><td>10.2</td><td style="text-align: center;">↘</td></tr> <tr><td>15:</td><td>10.1</td><td style="text-align: center;">→</td></tr> <tr><td>16:</td><td>9.8</td><td style="text-align: center;">→</td></tr> <tr><td>17:</td><td>10.4</td><td style="text-align: center;">↘</td></tr> <tr><td>18:</td><td>*10.5</td><td style="text-align: center;">↑</td></tr> <tr><td>19:</td><td>10.4</td><td style="text-align: center;">↗</td></tr> <tr><td>20:</td><td>10.4</td><td style="text-align: center;">↗</td></tr> </table> <table border="1" style="width:100%; border-collapse: collapse; margin-top: 5px;"> <tr> <td style="width:80%;">Serie</td> <td style="text-align: right;">98.0</td> </tr> <tr> <td>Total</td> <td style="text-align: right;">195.0</td> </tr> </table>	11:	9.8	↗	12:	10.2	↑	13:	10.1	→	14:	10.2	↘	15:	10.1	→	16:	9.8	→	17:	10.4	↘	18:	*10.5	↑	19:	10.4	↗	20:	10.4	↗	Serie	98.0	Total	195.0
11:	9.8	↗																																	
12:	10.2	↑																																	
13:	10.1	→																																	
14:	10.2	↘																																	
15:	10.1	→																																	
16:	9.8	→																																	
17:	10.4	↘																																	
18:	*10.5	↑																																	
19:	10.4	↗																																	
20:	10.4	↗																																	
Serie	98.0																																		
Total	195.0																																		

<p>Prøve</p>	<table style="width:100%; border-collapse: collapse;"> <tr><td style="width:10%;">2:</td><td style="width:10%;">8.7</td><td style="width:10%; text-align: right;">↗</td></tr> <tr><td>3:</td><td>9.2</td><td style="text-align: right;">↗</td></tr> <tr><td>4:</td><td>9.6</td><td style="text-align: right;">↗</td></tr> <tr><td>5:</td><td>10.5</td><td style="text-align: right;">↗</td></tr> <tr><td>6:</td><td>9.6</td><td style="text-align: right;">→</td></tr> <tr><td>7:</td><td>8.9</td><td style="text-align: right;">↘</td></tr> <tr><td>8:</td><td>*10.9</td><td style="text-align: right;">↗</td></tr> </table>	2:	8.7	↗	3:	9.2	↗	4:	9.6	↗	5:	10.5	↗	6:	9.6	→	7:	8.9	↘	8:	*10.9	↗
2:	8.7	↗																				
3:	9.2	↗																				
4:	9.6	↗																				
5:	10.5	↗																				
6:	9.6	→																				
7:	8.9	↘																				
8:	*10.9	↗																				

Serie	63.0
-------	------

Total	0.0
-------	-----

<p>20 Skud</p>	<table style="width:100%; border-collapse: collapse;"> <tr><td style="width:10%;">1:</td><td style="width:10%;">10.6</td><td style="width:10%; text-align: right;">↗</td></tr> <tr><td>2:</td><td>9.3</td><td style="text-align: right;">↖</td></tr> <tr><td>3:</td><td>10.0</td><td style="text-align: right;">↘</td></tr> <tr><td>4:</td><td>9.3</td><td style="text-align: right;">↖</td></tr> <tr><td>5:</td><td>9.6</td><td style="text-align: right;">↘</td></tr> <tr><td>6:</td><td>9.9</td><td style="text-align: right;">↗</td></tr> <tr><td>7:</td><td>10.1</td><td style="text-align: right;">↘</td></tr> <tr><td>8:</td><td>9.9</td><td style="text-align: right;">↘</td></tr> <tr><td>9:</td><td>10.2</td><td style="text-align: right;">↖</td></tr> <tr><td>10:</td><td>10.0</td><td style="text-align: right;">↗</td></tr> </table>	1:	10.6	↗	2:	9.3	↖	3:	10.0	↘	4:	9.3	↖	5:	9.6	↘	6:	9.9	↗	7:	10.1	↘	8:	9.9	↘	9:	10.2	↖	10:	10.0	↗
1:	10.6	↗																													
2:	9.3	↖																													
3:	10.0	↘																													
4:	9.3	↖																													
5:	9.6	↘																													
6:	9.9	↗																													
7:	10.1	↘																													
8:	9.9	↘																													
9:	10.2	↖																													
10:	10.0	↗																													

Serie	95.0
-------	------

Total	95.0
-------	------

<p>20 Skud</p>	<table style="width:100%; border-collapse: collapse;"> <tr><td style="width:10%;">11:</td><td style="width:10%;">10.2</td><td style="width:10%; text-align: right;">↖</td></tr> <tr><td>12:</td><td>10.4</td><td style="text-align: right;">↗</td></tr> <tr><td>13:</td><td>10.1</td><td style="text-align: right;">↘</td></tr> <tr><td>14:</td><td>10.0</td><td style="text-align: right;">↗</td></tr> <tr><td>15:</td><td>10.0</td><td style="text-align: right;">→</td></tr> <tr><td>16:</td><td>10.1</td><td style="text-align: right;">↗</td></tr> <tr><td>17:</td><td>9.8</td><td style="text-align: right;">↖</td></tr> <tr><td>18:</td><td>9.6</td><td style="text-align: right;">↖</td></tr> <tr><td>19:</td><td>*10.8</td><td style="text-align: right;">↖</td></tr> <tr><td>20:</td><td>10.6</td><td style="text-align: right;">↘</td></tr> </table>	11:	10.2	↖	12:	10.4	↗	13:	10.1	↘	14:	10.0	↗	15:	10.0	→	16:	10.1	↗	17:	9.8	↖	18:	9.6	↖	19:	*10.8	↖	20:	10.6	↘
11:	10.2	↖																													
12:	10.4	↗																													
13:	10.1	↘																													
14:	10.0	↗																													
15:	10.0	→																													
16:	10.1	↗																													
17:	9.8	↖																													
18:	9.6	↖																													
19:	*10.8	↖																													
20:	10.6	↘																													

Serie	98.0
-------	------

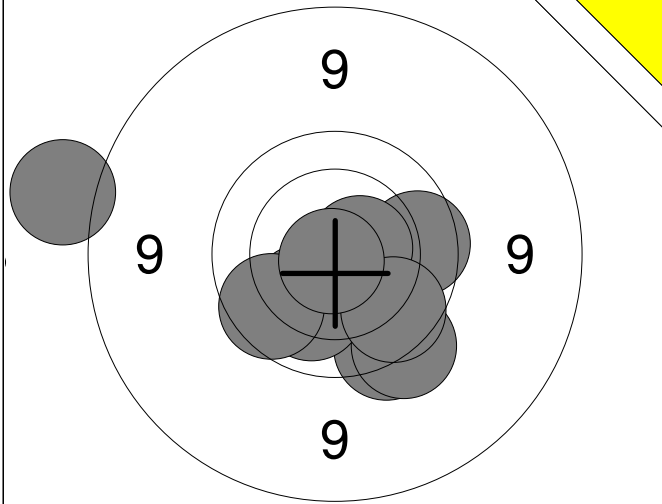
Total	193.0
-------	-------

Hold
19Skive
7**Jonas Brix Kristensen**

Vester Hassing Skf.

BK2

Prøve

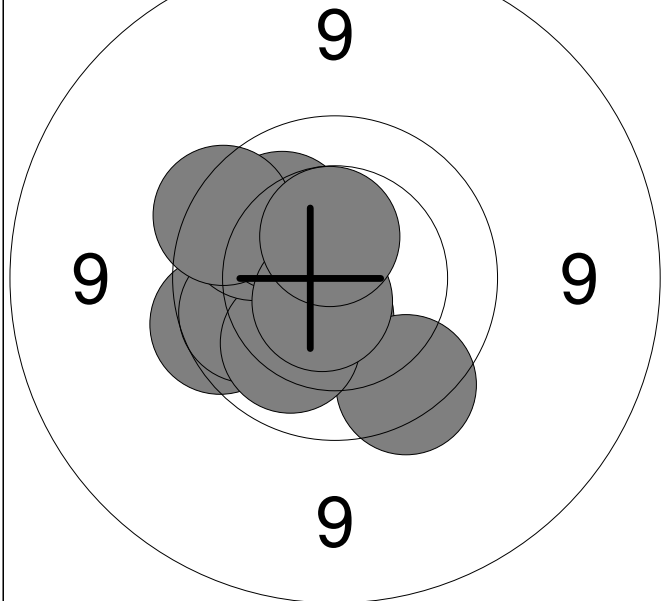


1:	8.5	↖
2:	9.7	↘
3:	9.6	↘
4:	10.2	↖
5:	10.1	↖
6:	9.8	→
7:	*10.6	→
8:	9.9	↖
9:	9.9	↘
10:	*10.8	↘

Serie 93.0

Total 0.0

20 Skud

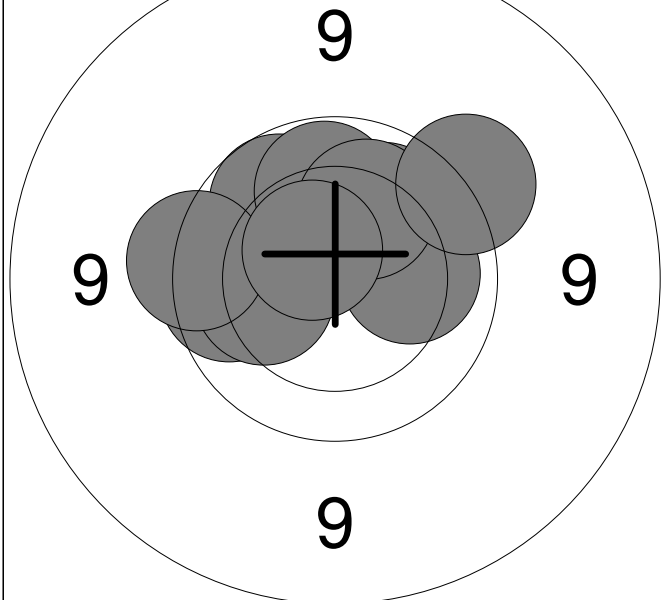


1:	9.8	↖
2:	*10.5	↘
3:	9.7	↘
4:	9.9	↖
5:	10.1	↖
6:	9.9	↗
7:	10.1	↗
8:	9.7	↗
9:	*10.7	↘
10:	*10.5	↗

Serie 95.0

Total 95.0

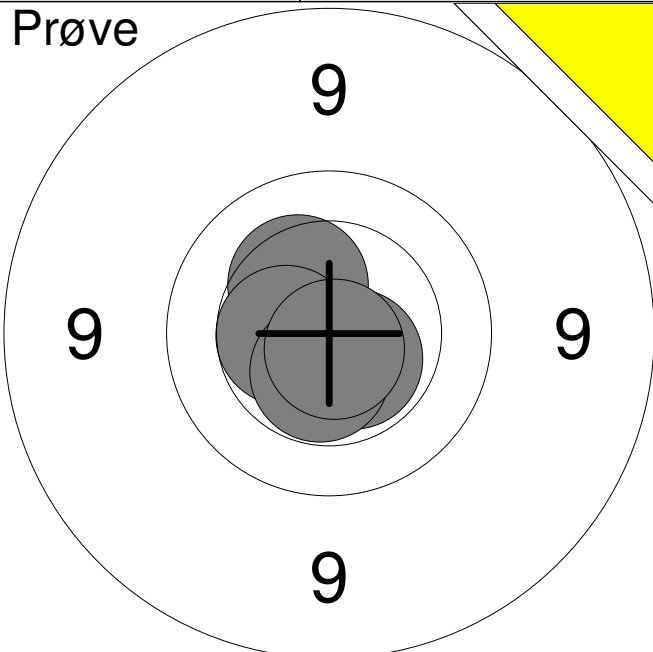
20 Skud

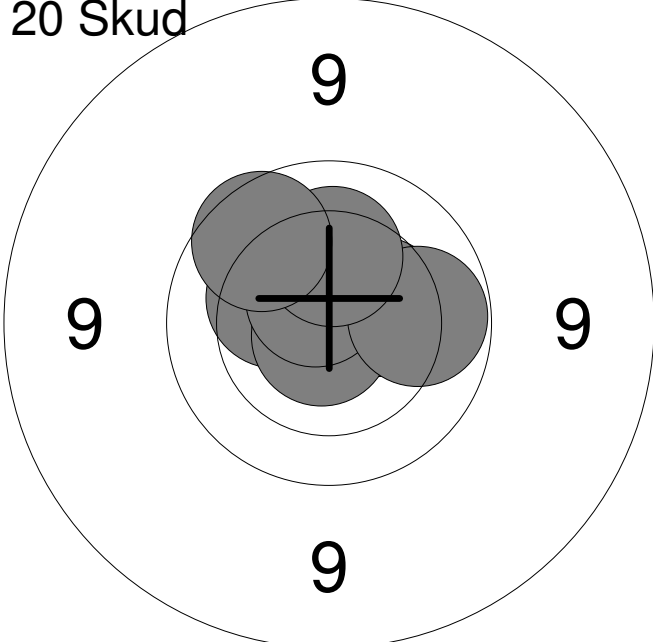


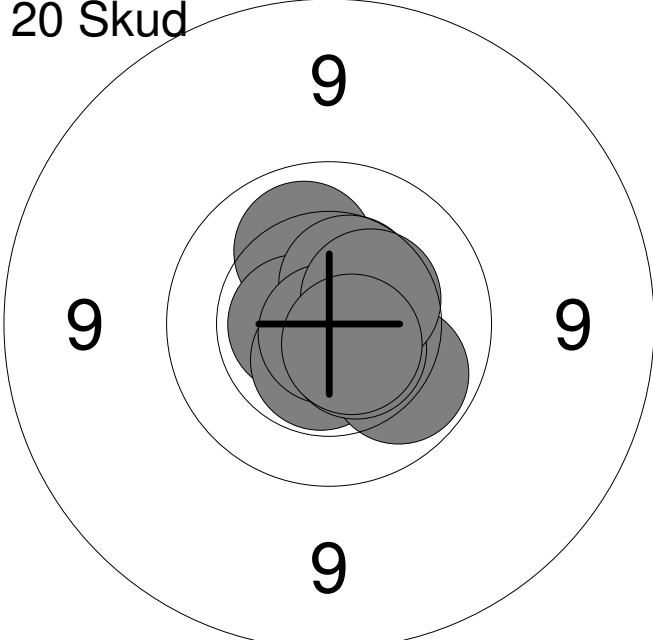
11:	9.9	↖
12:	9.9	↗
13:	10.2	↖
14:	10.1	↗
15:	9.7	↖
16:	10.0	↗
17:	10.1	→
18:	10.1	↗
19:	*10.6	↗
20:	9.5	↗

Serie 96.0

Total 191.0

<p>Prøve</p> 	<table style="width:100%; border-collapse: collapse;"> <tr><td style="width:10%;">1:</td><td style="width:15%;">10.3</td><td style="width:10%; text-align: right;">↗</td></tr> <tr><td>2:</td><td>*10.6</td><td style="text-align: right;">↘</td></tr> <tr><td>3:</td><td>10.5</td><td style="text-align: right;">←</td></tr> <tr><td>4:</td><td>*10.5</td><td style="text-align: right;">↘</td></tr> <tr><td>5:</td><td>*10.8</td><td style="text-align: right;">↘</td></tr> </table> <table border="1" style="width:100%; border-collapse: collapse; margin-top: 5px;"> <tr> <td style="width:80%;">Serie</td> <td style="text-align: right;">50.0</td> </tr> <tr> <td>Total</td> <td style="text-align: right;">0.0</td> </tr> </table>	1:	10.3	↗	2:	*10.6	↘	3:	10.5	←	4:	*10.5	↘	5:	*10.8	↘	Serie	50.0	Total	0.0
1:	10.3	↗																		
2:	*10.6	↘																		
3:	10.5	←																		
4:	*10.5	↘																		
5:	*10.8	↘																		
Serie	50.0																			
Total	0.0																			

<p>20 Skud</p> 	<table style="width:100%; border-collapse: collapse;"> <tr><td style="width:10%;">1:</td><td style="width:15%;">10.3</td><td style="width:10%; text-align: right;">↖</td></tr> <tr><td>2:</td><td>*10.7</td><td style="text-align: right;">↗</td></tr> <tr><td>3:</td><td>10.4</td><td style="text-align: right;">→</td></tr> <tr><td>4:</td><td>*10.5</td><td style="text-align: right;">↗</td></tr> <tr><td>5:</td><td>*10.9</td><td style="text-align: right;">↗</td></tr> <tr><td>6:</td><td>*10.8</td><td style="text-align: right;">↘</td></tr> <tr><td>7:</td><td>*10.6</td><td style="text-align: right;">↗</td></tr> <tr><td>8:</td><td>10.0</td><td style="text-align: right;">→</td></tr> <tr><td>9:</td><td>10.2</td><td style="text-align: right;">↑</td></tr> <tr><td>10:</td><td>9.9</td><td style="text-align: right;">↖</td></tr> </table> <table border="1" style="width:100%; border-collapse: collapse; margin-top: 5px;"> <tr> <td style="width:80%;">Serie</td> <td style="text-align: right;">99.0</td> </tr> <tr> <td>Total</td> <td style="text-align: right;">99.0</td> </tr> </table>	1:	10.3	↖	2:	*10.7	↗	3:	10.4	→	4:	*10.5	↗	5:	*10.9	↗	6:	*10.8	↘	7:	*10.6	↗	8:	10.0	→	9:	10.2	↑	10:	9.9	↖	Serie	99.0	Total	99.0
1:	10.3	↖																																	
2:	*10.7	↗																																	
3:	10.4	→																																	
4:	*10.5	↗																																	
5:	*10.9	↗																																	
6:	*10.8	↘																																	
7:	*10.6	↗																																	
8:	10.0	→																																	
9:	10.2	↑																																	
10:	9.9	↖																																	
Serie	99.0																																		
Total	99.0																																		

<p>20 Skud</p> 	<table style="width:100%; border-collapse: collapse;"> <tr><td style="width:10%;">11:</td><td style="width:15%;">*10.5</td><td style="width:10%; text-align: right;">↗</td></tr> <tr><td>12:</td><td>10.1</td><td style="text-align: right;">↗</td></tr> <tr><td>13:</td><td>*10.6</td><td style="text-align: right;">←</td></tr> <tr><td>14:</td><td>10.5</td><td style="text-align: right;">↗</td></tr> <tr><td>15:</td><td>*10.6</td><td style="text-align: right;">↘</td></tr> <tr><td>16:</td><td>*10.8</td><td style="text-align: right;">↘</td></tr> <tr><td>17:</td><td>10.0</td><td style="text-align: right;">↘</td></tr> <tr><td>18:</td><td>*10.6</td><td style="text-align: right;">↘</td></tr> <tr><td>19:</td><td>10.4</td><td style="text-align: right;">↗</td></tr> <tr><td>20:</td><td>*10.6</td><td style="text-align: right;">↘</td></tr> </table> <table border="1" style="width:100%; border-collapse: collapse; margin-top: 5px;"> <tr> <td style="width:80%;">Serie</td> <td style="text-align: right;">100.0</td> </tr> <tr> <td>Total</td> <td style="text-align: right;">199.0</td> </tr> </table>	11:	*10.5	↗	12:	10.1	↗	13:	*10.6	←	14:	10.5	↗	15:	*10.6	↘	16:	*10.8	↘	17:	10.0	↘	18:	*10.6	↘	19:	10.4	↗	20:	*10.6	↘	Serie	100.0	Total	199.0
11:	*10.5	↗																																	
12:	10.1	↗																																	
13:	*10.6	←																																	
14:	10.5	↗																																	
15:	*10.6	↘																																	
16:	*10.8	↘																																	
17:	10.0	↘																																	
18:	*10.6	↘																																	
19:	10.4	↗																																	
20:	*10.6	↘																																	
Serie	100.0																																		
Total	199.0																																		

Hold
19

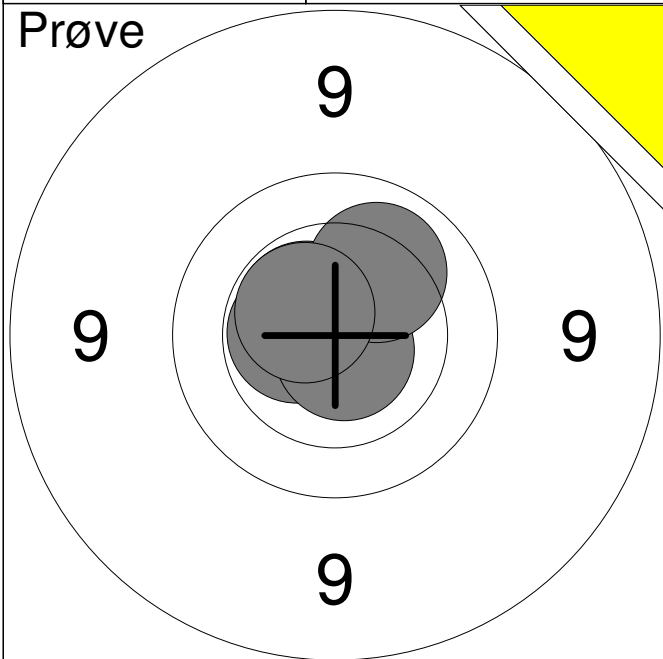
Skive
9

Kasper Schultz

Vester Hassing Skf.

MB1

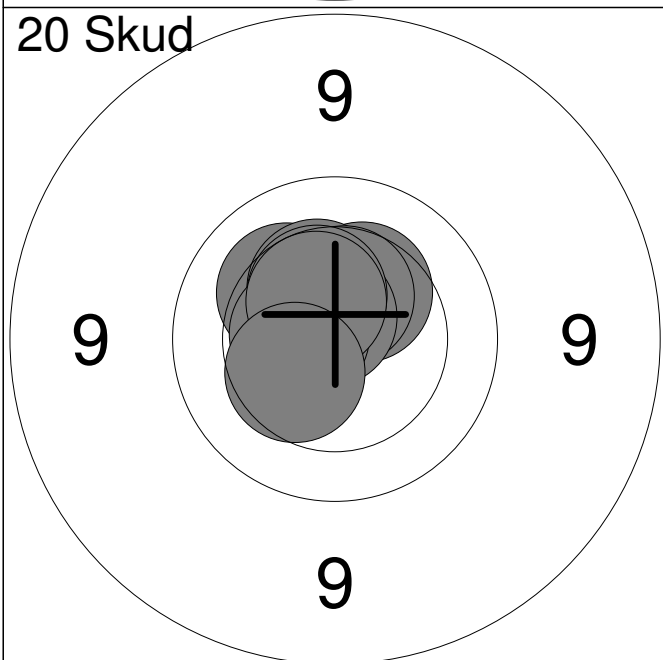
Prøve



1:	*10.5	←
2:	*10.5	↗
3:	*10.8	↘
4:	10.1	↗
5:	*10.5	↗

Serie	50.0
Total	0.0

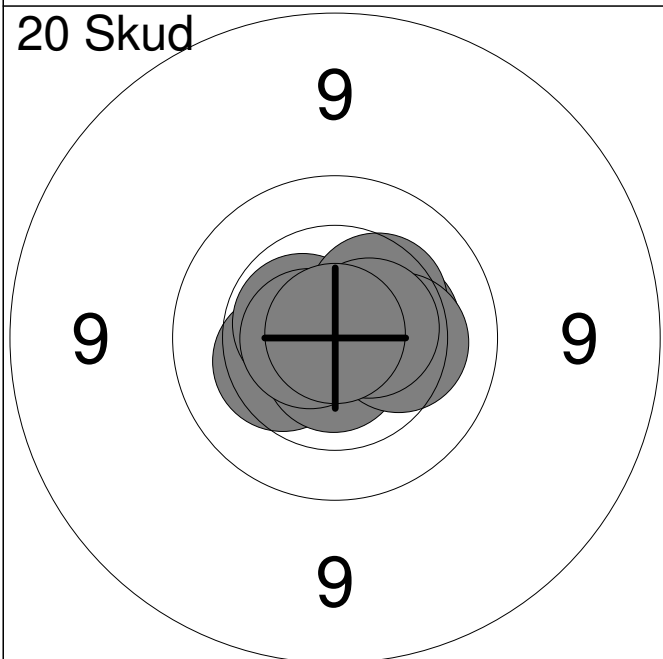
20 Skud



1:	10.4	↗
2:	10.2	↗
3:	*10.5	↗
4:	10.4	↗
5:	10.5	↗
6:	*10.7	↗
7:	10.4	↗
8:	*10.6	←
9:	*10.5	↗
10:	10.4	↘

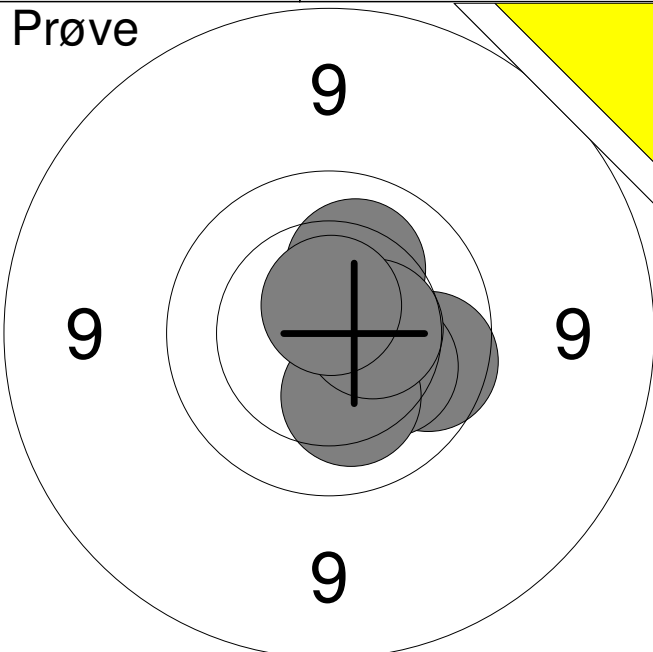
Serie	100.0
Total	100.0

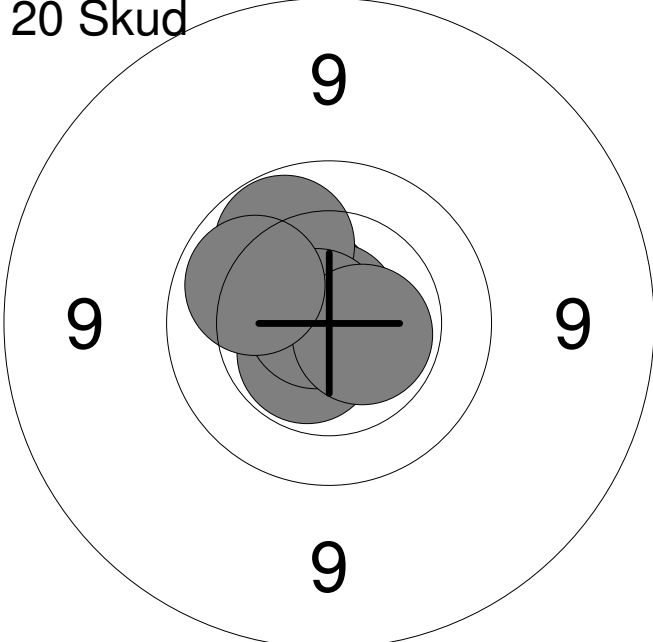
20 Skud

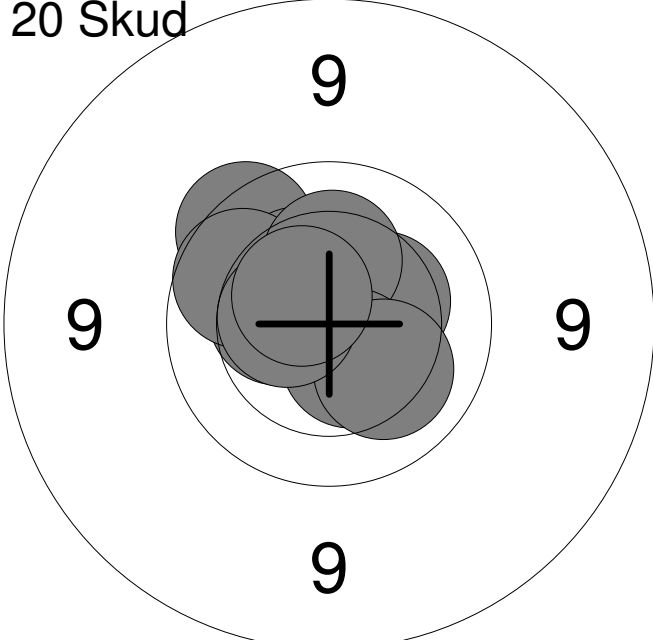


11:	*10.6	↙
12:	10.3	↙
13:	*10.7	↓
14:	*10.6	↗
15:	*10.7	←
16:	10.3	→
17:	10.4	↗
18:	10.3	→
19:	*10.6	→
20:	*10.9	↑

Serie	100.0
Total	200.0

<p>Prøve</p> 	<table style="width:100%; border-collapse: collapse;"> <tr><td style="width:10%;">1:</td><td style="width:20%;">10.2</td><td style="width:10%; text-align: center;">↗</td></tr> <tr><td>2:</td><td>9.9</td><td style="text-align: center;">→</td></tr> <tr><td>3:</td><td>10.2</td><td style="text-align: center;">↘</td></tr> <tr><td>4:</td><td>10.2</td><td style="text-align: center;">↓</td></tr> <tr><td>5:</td><td>10.5</td><td style="text-align: center;">→</td></tr> <tr><td>6:</td><td>*10.6</td><td style="text-align: center;">↑</td></tr> </table> <table border="1" style="width:100%; border-collapse: collapse; margin-top: 5px;"> <tr> <td style="width:80%;">Serie</td> <td style="text-align: right;">59.0</td> </tr> <tr> <td>Total</td> <td style="text-align: right;">0.0</td> </tr> </table>	1:	10.2	↗	2:	9.9	→	3:	10.2	↘	4:	10.2	↓	5:	10.5	→	6:	*10.6	↑	Serie	59.0	Total	0.0
1:	10.2	↗																					
2:	9.9	→																					
3:	10.2	↘																					
4:	10.2	↓																					
5:	10.5	→																					
6:	*10.6	↑																					
Serie	59.0																						
Total	0.0																						

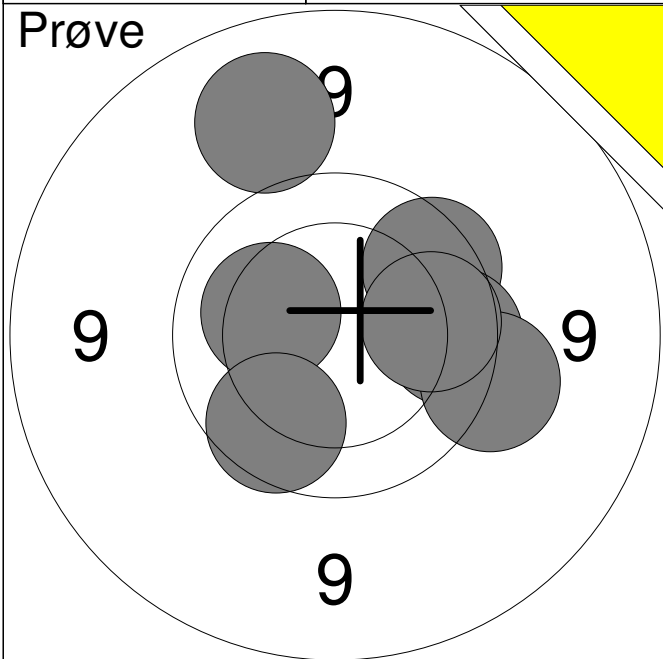
<p>20 Skud</p> 	<table style="width:100%; border-collapse: collapse;"> <tr><td style="width:10%;">1:</td><td style="width:20%;">*10.6</td><td style="width:10%; text-align: center;">↗</td></tr> <tr><td>2:</td><td>*10.9</td><td style="text-align: center;">↖</td></tr> <tr><td>3:</td><td>*10.8</td><td style="text-align: center;">↑</td></tr> <tr><td>4:</td><td>*10.6</td><td style="text-align: center;">↖</td></tr> <tr><td>5:</td><td>*10.9</td><td style="text-align: center;">↘</td></tr> <tr><td>6:</td><td>10.0</td><td style="text-align: center;">↗</td></tr> <tr><td>7:</td><td>*10.5</td><td style="text-align: center;">↘</td></tr> <tr><td>8:</td><td>*10.8</td><td style="text-align: center;">↖</td></tr> <tr><td>9:</td><td>*10.6</td><td style="text-align: center;">↘</td></tr> <tr><td>10:</td><td>10.1</td><td style="text-align: center;">↗</td></tr> </table> <table border="1" style="width:100%; border-collapse: collapse; margin-top: 5px;"> <tr> <td style="width:80%;">Serie</td> <td style="text-align: right;">100.0</td> </tr> <tr> <td>Total</td> <td style="text-align: right;">100.0</td> </tr> </table>	1:	*10.6	↗	2:	*10.9	↖	3:	*10.8	↑	4:	*10.6	↖	5:	*10.9	↘	6:	10.0	↗	7:	*10.5	↘	8:	*10.8	↖	9:	*10.6	↘	10:	10.1	↗	Serie	100.0	Total	100.0
1:	*10.6	↗																																	
2:	*10.9	↖																																	
3:	*10.8	↑																																	
4:	*10.6	↖																																	
5:	*10.9	↘																																	
6:	10.0	↗																																	
7:	*10.5	↘																																	
8:	*10.8	↖																																	
9:	*10.6	↘																																	
10:	10.1	↗																																	
Serie	100.0																																		
Total	100.0																																		

<p>20 Skud</p> 	<table style="width:100%; border-collapse: collapse;"> <tr><td style="width:10%;">11:</td><td style="width:20%;">10.4</td><td style="width:10%; text-align: center;">↖</td></tr> <tr><td>12:</td><td>9.8</td><td style="text-align: center;">↗</td></tr> <tr><td>13:</td><td>10.3</td><td style="text-align: center;">↗</td></tr> <tr><td>14:</td><td>9.9</td><td style="text-align: center;">↗</td></tr> <tr><td>15:</td><td>10.3</td><td style="text-align: center;">→</td></tr> <tr><td>16:</td><td>10.3</td><td style="text-align: center;">↑</td></tr> <tr><td>17:</td><td>*10.5</td><td style="text-align: center;">↘</td></tr> <tr><td>18:</td><td>10.2</td><td style="text-align: center;">↘</td></tr> <tr><td>19:</td><td>*10.5</td><td style="text-align: center;">↖</td></tr> <tr><td>20:</td><td>*10.5</td><td style="text-align: center;">↗</td></tr> </table> <table border="1" style="width:100%; border-collapse: collapse; margin-top: 5px;"> <tr> <td style="width:80%;">Serie</td> <td style="text-align: right;">98.0</td> </tr> <tr> <td>Total</td> <td style="text-align: right;">198.0</td> </tr> </table>	11:	10.4	↖	12:	9.8	↗	13:	10.3	↗	14:	9.9	↗	15:	10.3	→	16:	10.3	↑	17:	*10.5	↘	18:	10.2	↘	19:	*10.5	↖	20:	*10.5	↗	Serie	98.0	Total	198.0
11:	10.4	↖																																	
12:	9.8	↗																																	
13:	10.3	↗																																	
14:	9.9	↗																																	
15:	10.3	→																																	
16:	10.3	↑																																	
17:	*10.5	↘																																	
18:	10.2	↘																																	
19:	*10.5	↖																																	
20:	*10.5	↗																																	
Serie	98.0																																		
Total	198.0																																		

Hold
19

Skive
11

Prøve

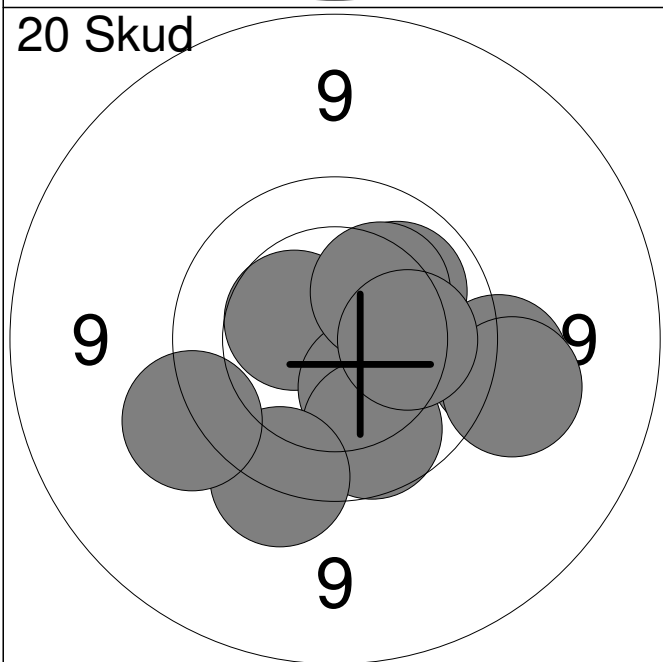


1:	10.2	↖
2:	9.8	↗
3:	9.8	→
4:	9.9	↙
5:	9.1	↖
6:	9.5	→
7:	9.9	→

Serie 64.0

Total 0.0

20 Skud

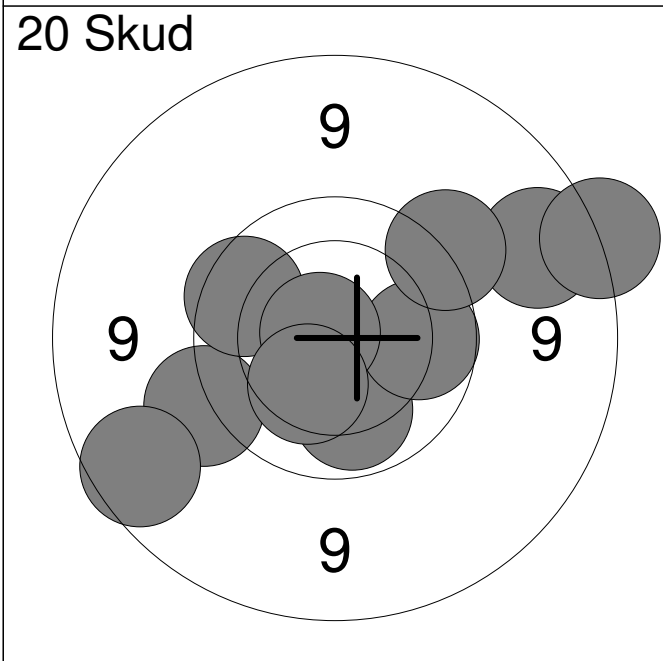


1:	10.5	↖
2:	10.1	↗
3:	10.3	↘
4:	9.9	↘
5:	9.6	↘
6:	9.5	→
7:	10.2	↗
8:	9.5	↙
9:	9.4	→
10:	10.2	→

Serie 95.0

Total 95.0

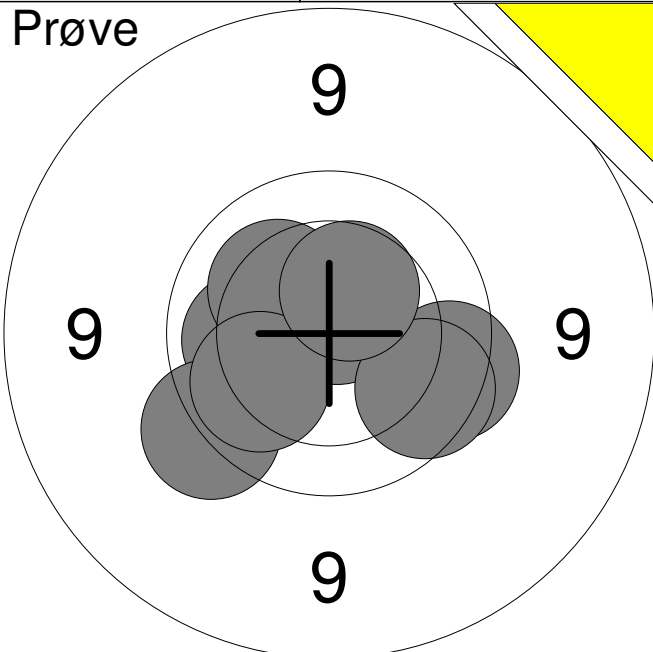
20 Skud

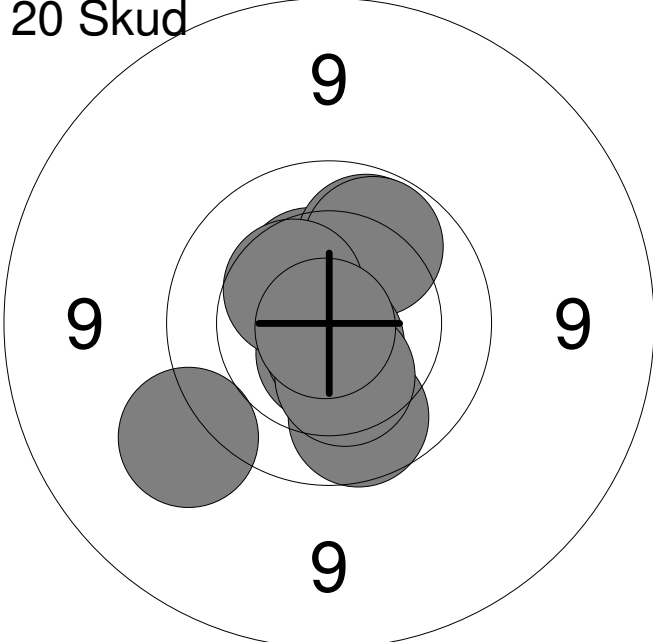


11:	9.5	↙
12:	8.9	↙
13:	10.0	↘
14:	9.9	→
15:	9.8	↖
16:	*10.8	↖
17:	9.0	↗
18:	8.7	↗
19:	10.3	↙
20:	9.5	↗

Serie 91.0

Total 186.0

<p>Prøve</p> 	<table style="width:100%; border-collapse: collapse;"> <tr><td style="width:10%;">1:</td><td style="width:15%;">10.1</td><td style="width:10%; text-align: right;">←</td></tr> <tr><td>2:</td><td>*10.7</td><td style="text-align: right;">↑</td></tr> <tr><td>3:</td><td>9.7</td><td style="text-align: right;">→</td></tr> <tr><td>4:</td><td>9.8</td><td style="text-align: right;">↓</td></tr> <tr><td>5:</td><td>10.2</td><td style="text-align: right;">↑</td></tr> <tr><td>6:</td><td>9.6</td><td style="text-align: right;">↙</td></tr> <tr><td>7:</td><td>10.0</td><td style="text-align: right;">↙</td></tr> <tr><td>8:</td><td>10.4</td><td style="text-align: right;">↑</td></tr> </table> <table border="1" style="width:100%; border-collapse: collapse; margin-top: 5px;"> <tr> <td style="width:80%;">Serie</td> <td style="text-align: right;">77.0</td> </tr> <tr> <td>Total</td> <td style="text-align: right;">0.0</td> </tr> </table>	1:	10.1	←	2:	*10.7	↑	3:	9.7	→	4:	9.8	↓	5:	10.2	↑	6:	9.6	↙	7:	10.0	↙	8:	10.4	↑	Serie	77.0	Total	0.0
1:	10.1	←																											
2:	*10.7	↑																											
3:	9.7	→																											
4:	9.8	↓																											
5:	10.2	↑																											
6:	9.6	↙																											
7:	10.0	↙																											
8:	10.4	↑																											
Serie	77.0																												
Total	0.0																												

<p>20 Skud</p> 	<table style="width:100%; border-collapse: collapse;"> <tr><td style="width:10%;">1:</td><td style="width:15%;">10.4</td><td style="width:10%; text-align: right;">↖</td></tr> <tr><td>2:</td><td>10.0</td><td style="text-align: right;">↖</td></tr> <tr><td>3:</td><td>10.0</td><td style="text-align: right;">↖</td></tr> <tr><td>4:</td><td>*10.6</td><td style="text-align: right;">↓</td></tr> <tr><td>5:</td><td>9.4</td><td style="text-align: right;">↙</td></tr> <tr><td>6:</td><td>*10.7</td><td style="text-align: right;">↓</td></tr> <tr><td>7:</td><td>10.4</td><td style="text-align: right;">↖</td></tr> <tr><td>8:</td><td>9.9</td><td style="text-align: right;">↓</td></tr> <tr><td>9:</td><td>10.4</td><td style="text-align: right;">↓</td></tr> <tr><td>10:</td><td>*10.9</td><td style="text-align: right;">↙</td></tr> </table> <table border="1" style="width:100%; border-collapse: collapse; margin-top: 5px;"> <tr> <td style="width:80%;">Serie</td> <td style="text-align: right;">98.0</td> </tr> <tr> <td>Total</td> <td style="text-align: right;">98.0</td> </tr> </table>	1:	10.4	↖	2:	10.0	↖	3:	10.0	↖	4:	*10.6	↓	5:	9.4	↙	6:	*10.7	↓	7:	10.4	↖	8:	9.9	↓	9:	10.4	↓	10:	*10.9	↙	Serie	98.0	Total	98.0
1:	10.4	↖																																	
2:	10.0	↖																																	
3:	10.0	↖																																	
4:	*10.6	↓																																	
5:	9.4	↙																																	
6:	*10.7	↓																																	
7:	10.4	↖																																	
8:	9.9	↓																																	
9:	10.4	↓																																	
10:	*10.9	↙																																	
Serie	98.0																																		
Total	98.0																																		

<p>20 Skud</p> 	<table style="width:100%; border-collapse: collapse;"> <tr><td style="width:10%;">11:</td><td style="width:15%;">9.5</td><td style="width:10%; text-align: right;">↓</td></tr> <tr><td>12:</td><td>*10.9</td><td style="text-align: right;">←</td></tr> <tr><td>13:</td><td>10.4</td><td style="text-align: right;">←</td></tr> <tr><td>14:</td><td>*10.9</td><td style="text-align: right;">→</td></tr> <tr><td>15:</td><td>10.1</td><td style="text-align: right;">↓</td></tr> <tr><td>16:</td><td>10.4</td><td style="text-align: right;">←</td></tr> <tr><td>17:</td><td>*10.6</td><td style="text-align: right;">↗</td></tr> <tr><td>18:</td><td>10.4</td><td style="text-align: right;">↓</td></tr> <tr><td>19:</td><td>9.5</td><td style="text-align: right;">↓</td></tr> <tr><td>20:</td><td>10.3</td><td style="text-align: right;">↙</td></tr> </table> <table border="1" style="width:100%; border-collapse: collapse; margin-top: 5px;"> <tr> <td style="width:80%;">Serie</td> <td style="text-align: right;">98.0</td> </tr> <tr> <td>Total</td> <td style="text-align: right;">196.0</td> </tr> </table>	11:	9.5	↓	12:	*10.9	←	13:	10.4	←	14:	*10.9	→	15:	10.1	↓	16:	10.4	←	17:	*10.6	↗	18:	10.4	↓	19:	9.5	↓	20:	10.3	↙	Serie	98.0	Total	196.0
11:	9.5	↓																																	
12:	*10.9	←																																	
13:	10.4	←																																	
14:	*10.9	→																																	
15:	10.1	↓																																	
16:	10.4	←																																	
17:	*10.6	↗																																	
18:	10.4	↓																																	
19:	9.5	↓																																	
20:	10.3	↙																																	
Serie	98.0																																		
Total	196.0																																		

<p>Prøve</p>	<table style="width:100%; border-collapse: collapse;"> <tr><td style="text-align: right;">1:</td><td style="text-align: right;">8.9</td><td style="text-align: right;">↗</td></tr> <tr><td style="text-align: right;">2:</td><td style="text-align: right;">10.0</td><td style="text-align: right;">→</td></tr> <tr><td style="text-align: right;">3:</td><td style="text-align: right;">9.3</td><td style="text-align: right;">↑</td></tr> <tr><td style="text-align: right;">4:</td><td style="text-align: right;">10.3</td><td style="text-align: right;">→</td></tr> <tr><td style="text-align: right;">5:</td><td style="text-align: right;">10.3</td><td style="text-align: right;">↘</td></tr> </table> <table border="1" style="width:100%; border-collapse: collapse; margin-top: 5px;"> <tr> <td style="width:80%;">Serie</td> <td style="text-align: right;">47.0</td> </tr> <tr> <td>Total</td> <td style="text-align: right;">0.0</td> </tr> </table>	1:	8.9	↗	2:	10.0	→	3:	9.3	↑	4:	10.3	→	5:	10.3	↘	Serie	47.0	Total	0.0
1:	8.9	↗																		
2:	10.0	→																		
3:	9.3	↑																		
4:	10.3	→																		
5:	10.3	↘																		
Serie	47.0																			
Total	0.0																			

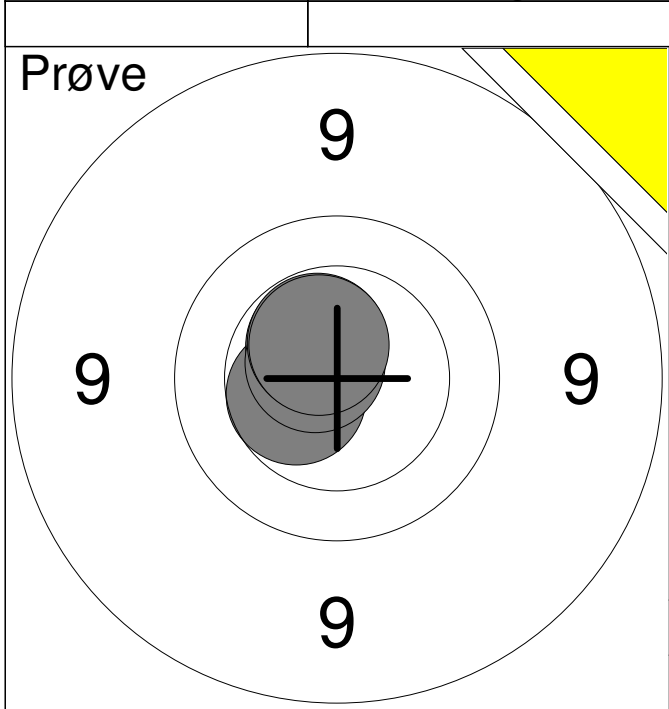
<p>20 Skud</p>	<table style="width:100%; border-collapse: collapse;"> <tr><td style="text-align: right;">1:</td><td style="text-align: right;">8.7</td><td style="text-align: right;">→</td></tr> <tr><td style="text-align: right;">2:</td><td style="text-align: right;">10.0</td><td style="text-align: right;">↘</td></tr> <tr><td style="text-align: right;">3:</td><td style="text-align: right;">10.5</td><td style="text-align: right;">→</td></tr> <tr><td style="text-align: right;">4:</td><td style="text-align: right;">9.9</td><td style="text-align: right;">→</td></tr> <tr><td style="text-align: right;">5:</td><td style="text-align: right;">9.2</td><td style="text-align: right;">→</td></tr> <tr><td style="text-align: right;">6:</td><td style="text-align: right;">9.6</td><td style="text-align: right;">←</td></tr> <tr><td style="text-align: right;">7:</td><td style="text-align: right;">10.3</td><td style="text-align: right;">↘</td></tr> <tr><td style="text-align: right;">8:</td><td style="text-align: right;">9.5</td><td style="text-align: right;">↘</td></tr> <tr><td style="text-align: right;">9:</td><td style="text-align: right;">10.2</td><td style="text-align: right;">→</td></tr> <tr><td style="text-align: right;">10:</td><td style="text-align: right;">9.9</td><td style="text-align: right;">↘</td></tr> </table> <table border="1" style="width:100%; border-collapse: collapse; margin-top: 5px;"> <tr> <td style="width:80%;">Serie</td> <td style="text-align: right;">93.0</td> </tr> <tr> <td>Total</td> <td style="text-align: right;">93.0</td> </tr> </table>	1:	8.7	→	2:	10.0	↘	3:	10.5	→	4:	9.9	→	5:	9.2	→	6:	9.6	←	7:	10.3	↘	8:	9.5	↘	9:	10.2	→	10:	9.9	↘	Serie	93.0	Total	93.0
1:	8.7	→																																	
2:	10.0	↘																																	
3:	10.5	→																																	
4:	9.9	→																																	
5:	9.2	→																																	
6:	9.6	←																																	
7:	10.3	↘																																	
8:	9.5	↘																																	
9:	10.2	→																																	
10:	9.9	↘																																	
Serie	93.0																																		
Total	93.0																																		

<p>20 Skud</p>	<table style="width:100%; border-collapse: collapse;"> <tr><td style="text-align: right;">11:</td><td style="text-align: right;">8.5</td><td style="text-align: right;">↗</td></tr> <tr><td style="text-align: right;">12:</td><td style="text-align: right;">9.7</td><td style="text-align: right;">↘</td></tr> <tr><td style="text-align: right;">13:</td><td style="text-align: right;">9.5</td><td style="text-align: right;">↑</td></tr> <tr><td style="text-align: right;">14:</td><td style="text-align: right;">10.2</td><td style="text-align: right;">↘</td></tr> <tr><td style="text-align: right;">15:</td><td style="text-align: right;">9.2</td><td style="text-align: right;">↘</td></tr> <tr><td style="text-align: right;">16:</td><td style="text-align: right;">10.4</td><td style="text-align: right;">↑</td></tr> <tr><td style="text-align: right;">17:</td><td style="text-align: right;">10.4</td><td style="text-align: right;">↗</td></tr> <tr><td style="text-align: right;">18:</td><td style="text-align: right;">9.1</td><td style="text-align: right;">→</td></tr> <tr><td style="text-align: right;">19:</td><td style="text-align: right;">9.8</td><td style="text-align: right;">↘</td></tr> <tr><td style="text-align: right;">20:</td><td style="text-align: right;">10.5</td><td style="text-align: right;">↑</td></tr> </table> <table border="1" style="width:100%; border-collapse: collapse; margin-top: 5px;"> <tr> <td style="width:80%;">Serie</td> <td style="text-align: right;">93.0</td> </tr> <tr> <td>Total</td> <td style="text-align: right;">186.0</td> </tr> </table>	11:	8.5	↗	12:	9.7	↘	13:	9.5	↑	14:	10.2	↘	15:	9.2	↘	16:	10.4	↑	17:	10.4	↗	18:	9.1	→	19:	9.8	↘	20:	10.5	↑	Serie	93.0	Total	186.0
11:	8.5	↗																																	
12:	9.7	↘																																	
13:	9.5	↑																																	
14:	10.2	↘																																	
15:	9.2	↘																																	
16:	10.4	↑																																	
17:	10.4	↗																																	
18:	9.1	→																																	
19:	9.8	↘																																	
20:	10.5	↑																																	
Serie	93.0																																		
Total	186.0																																		

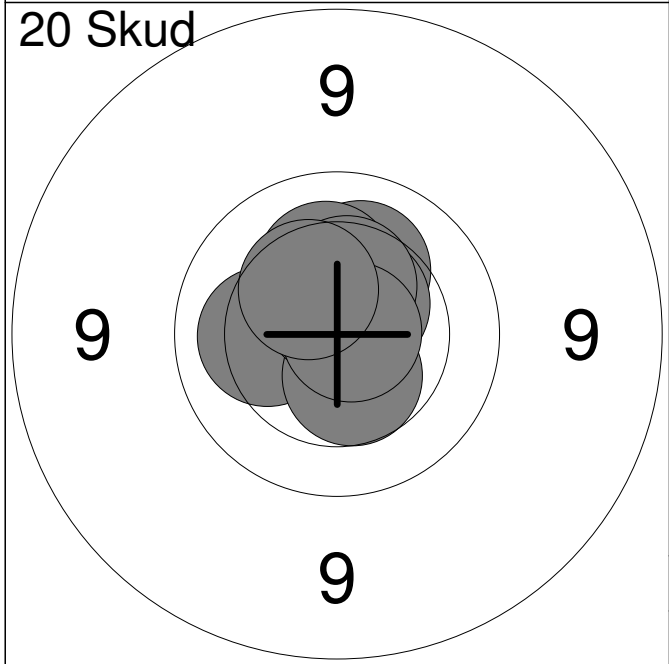
<p>Prøve</p>	<table style="width:100%; border-collapse: collapse;"> <tr><td style="width:10%;">1:</td><td style="width:40%;">*10.9</td><td style="width:50%; text-align: right;">↗</td></tr> <tr><td>2:</td><td>10.5</td><td style="text-align: right;">←</td></tr> <tr><td>3:</td><td>10.2</td><td style="text-align: right;">←</td></tr> <tr><td>4:</td><td>10.1</td><td style="text-align: right;">↘</td></tr> <tr><td>5:</td><td>10.3</td><td style="text-align: right;">↗</td></tr> <tr><td>6:</td><td>10.3</td><td style="text-align: right;">↗</td></tr> </table> <table border="1" style="width:100%; border-collapse: collapse; margin-top: 5px;"> <tr> <td style="width:90%;">Serie</td> <td style="width:10%; text-align: right;">60.0</td> </tr> <tr> <td>Total</td> <td style="text-align: right;">0.0</td> </tr> </table>	1:	*10.9	↗	2:	10.5	←	3:	10.2	←	4:	10.1	↘	5:	10.3	↗	6:	10.3	↗	Serie	60.0	Total	0.0
1:	*10.9	↗																					
2:	10.5	←																					
3:	10.2	←																					
4:	10.1	↘																					
5:	10.3	↗																					
6:	10.3	↗																					
Serie	60.0																						
Total	0.0																						

<p>20 Skud</p>	<table style="width:100%; border-collapse: collapse;"> <tr><td style="width:10%;">1:</td><td style="width:40%;">*10.6</td><td style="width:50%; text-align: right;">↖</td></tr> <tr><td>2:</td><td>*10.6</td><td style="text-align: right;">↓</td></tr> <tr><td>3:</td><td>*10.8</td><td style="text-align: right;">↖</td></tr> <tr><td>4:</td><td>10.1</td><td style="text-align: right;">↑</td></tr> <tr><td>5:</td><td>9.6</td><td style="text-align: right;">↗</td></tr> <tr><td>6:</td><td>*10.8</td><td style="text-align: right;">↘</td></tr> <tr><td>7:</td><td>10.2</td><td style="text-align: right;">→</td></tr> <tr><td>8:</td><td>10.3</td><td style="text-align: right;">→</td></tr> <tr><td>9:</td><td>*10.7</td><td style="text-align: right;">↗</td></tr> <tr><td>10:</td><td>*10.7</td><td style="text-align: right;">↓</td></tr> </table> <table border="1" style="width:100%; border-collapse: collapse; margin-top: 5px;"> <tr> <td style="width:90%;">Serie</td> <td style="width:10%; text-align: right;">99.0</td> </tr> <tr> <td>Total</td> <td style="text-align: right;">99.0</td> </tr> </table>	1:	*10.6	↖	2:	*10.6	↓	3:	*10.8	↖	4:	10.1	↑	5:	9.6	↗	6:	*10.8	↘	7:	10.2	→	8:	10.3	→	9:	*10.7	↗	10:	*10.7	↓	Serie	99.0	Total	99.0
1:	*10.6	↖																																	
2:	*10.6	↓																																	
3:	*10.8	↖																																	
4:	10.1	↑																																	
5:	9.6	↗																																	
6:	*10.8	↘																																	
7:	10.2	→																																	
8:	10.3	→																																	
9:	*10.7	↗																																	
10:	*10.7	↓																																	
Serie	99.0																																		
Total	99.0																																		

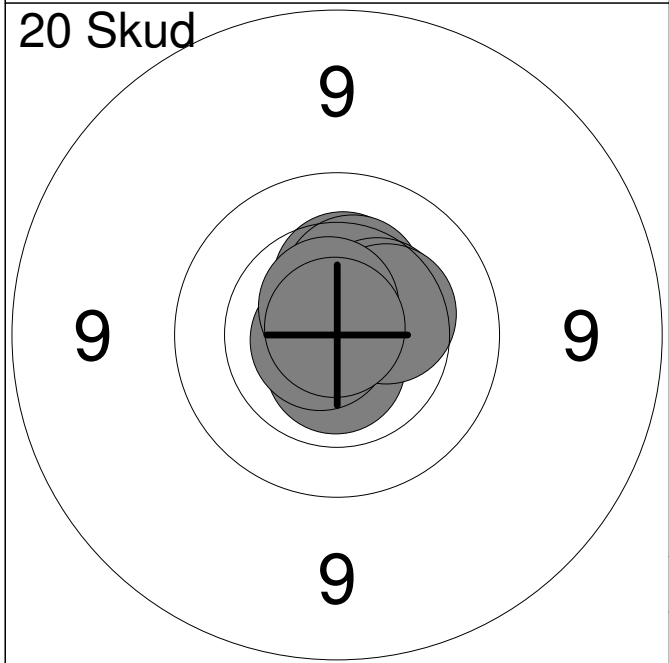
<p>20 Skud</p>	<table style="width:100%; border-collapse: collapse;"> <tr><td style="width:10%;">11:</td><td style="width:40%;">*10.6</td><td style="width:50%; text-align: right;">↓</td></tr> <tr><td>12:</td><td>*10.6</td><td style="text-align: right;">↓</td></tr> <tr><td>13:</td><td>*10.6</td><td style="text-align: right;">↘</td></tr> <tr><td>14:</td><td>10.1</td><td style="text-align: right;">→</td></tr> <tr><td>15:</td><td>9.9</td><td style="text-align: right;">→</td></tr> <tr><td>16:</td><td>*10.6</td><td style="text-align: right;">↗</td></tr> <tr><td>17:</td><td>10.3</td><td style="text-align: right;">↘</td></tr> <tr><td>18:</td><td>10.4</td><td style="text-align: right;">↘</td></tr> <tr><td>19:</td><td>10.4</td><td style="text-align: right;">→</td></tr> <tr><td>20:</td><td>*10.7</td><td style="text-align: right;">↖</td></tr> </table> <table border="1" style="width:100%; border-collapse: collapse; margin-top: 5px;"> <tr> <td style="width:90%;">Serie</td> <td style="width:10%; text-align: right;">99.0</td> </tr> <tr> <td>Total</td> <td style="text-align: right;">198.0</td> </tr> </table>	11:	*10.6	↓	12:	*10.6	↓	13:	*10.6	↘	14:	10.1	→	15:	9.9	→	16:	*10.6	↗	17:	10.3	↘	18:	10.4	↘	19:	10.4	→	20:	*10.7	↖	Serie	99.0	Total	198.0
11:	*10.6	↓																																	
12:	*10.6	↓																																	
13:	*10.6	↘																																	
14:	10.1	→																																	
15:	9.9	→																																	
16:	*10.6	↗																																	
17:	10.3	↘																																	
18:	10.4	↘																																	
19:	10.4	→																																	
20:	*10.7	↖																																	
Serie	99.0																																		
Total	198.0																																		



1:	10.5	←
2:	*10.5	↗
3:	*10.7	↗
4:	*10.5	↗
5:	*10.5	↗
Serie		50.0
Total		0.0



1:	*10.6	↖
2:	10.2	←
3:	10.2	↗
4:	10.3	↗
5:	*10.5	↗
6:	10.5	↓
7:	*10.6	↗
8:	10.4	↗
9:	*10.8	→
10:	10.4	↗
Serie		100.0
Total		100.0



11:	*10.8	←
12:	10.4	↗
13:	10.4	↗
14:	*10.6	↗
15:	*10.6	↓
16:	*10.8	←
17:	10.4	↗
18:	10.4	↗
19:	*10.6	↗
20:	*10.9	↗
Serie		100.0
Total		200.0

Hold
20

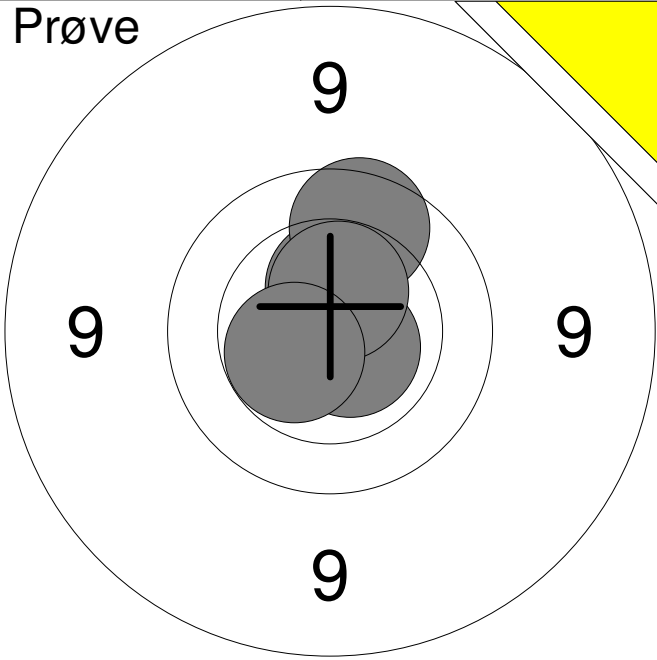
Skive
4

Nikolaj Lund Nymann

Vester Hassing Skf.

MJ2

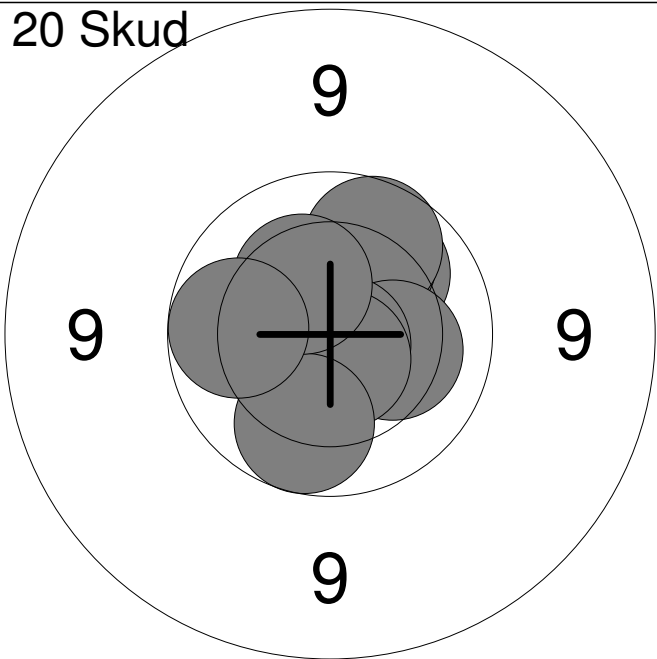
Prøve



1:	*10.7	↘
2:	10.5	↑
3:	9.9	↑
4:	*10.5	↑
5:	*10.5	↙

Serie	49.0
Total	0.0

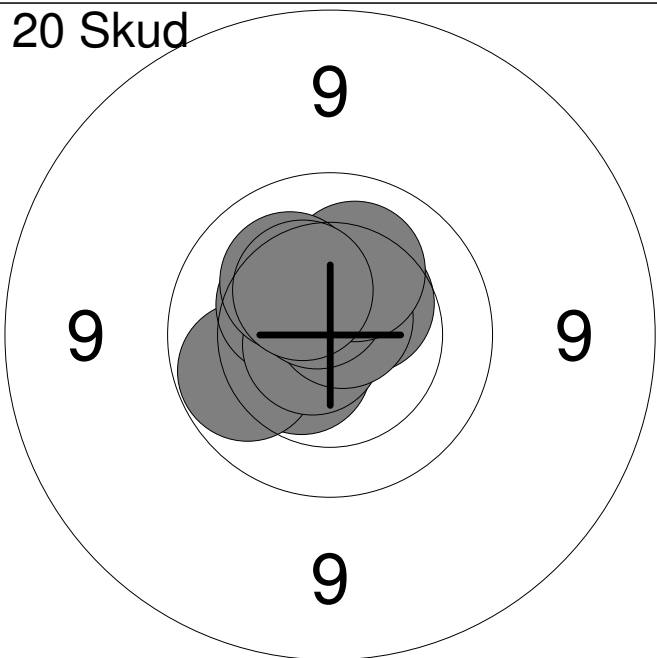
20 Skud



1:	10.1	↗
2:	*10.6	↑
3:	10.0	↗
4:	9.9	↗
5:	10.3	→
6:	*10.8	↘
7:	*10.7	↘
8:	9.9	↘
9:	10.3	↗
10:	10.0	←

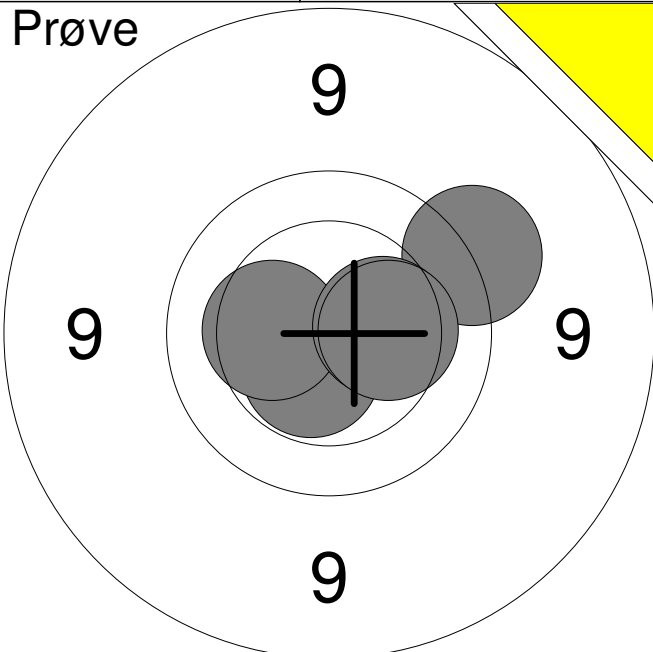
Serie	98.0
Total	98.0

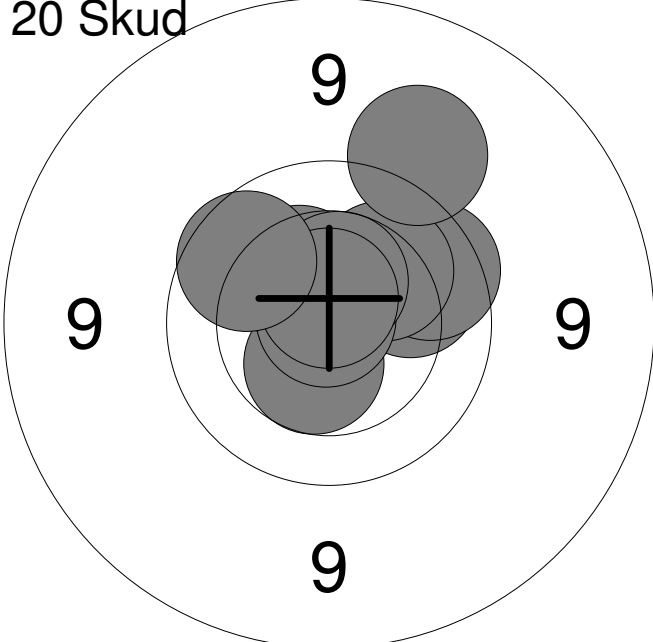
20 Skud

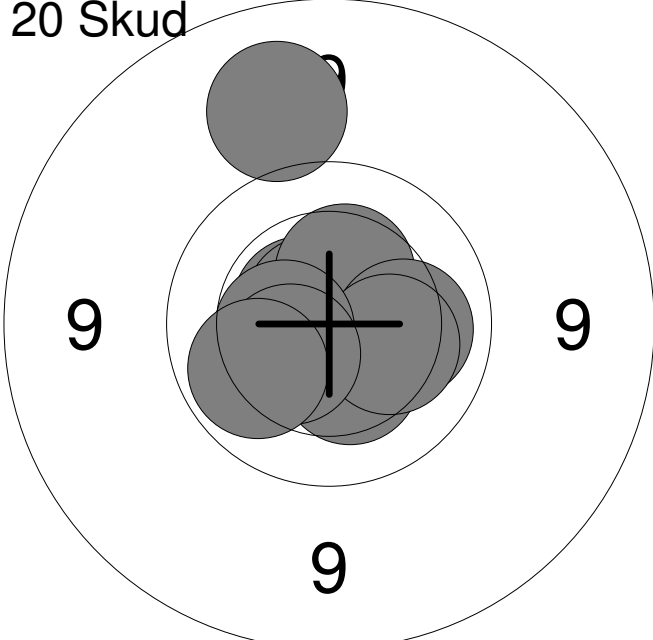


11:	*10.5	↙
12:	10.0	←
13:	10.5	↗
14:	10.4	↗
15:	*10.7	↙
16:	*10.7	↗
17:	*10.5	↗
18:	10.2	↗
19:	10.2	↗
20:	10.4	↗

Serie	100.0
Total	198.0

<p>Prøve</p> 	<table style="width:100%; border-collapse: collapse;"> <tr><td style="width:10%;">1:</td><td style="width:15%;">*10.5</td><td style="width:10%; text-align: right;">↙</td></tr> <tr><td>2:</td><td>10.3</td><td style="text-align: right;">←</td></tr> <tr><td>3:</td><td>9.5</td><td style="text-align: right;">↗</td></tr> <tr><td>4:</td><td>10.4</td><td style="text-align: right;">→</td></tr> <tr><td>5:</td><td>10.3</td><td style="text-align: right;">→</td></tr> </table> <table border="1" style="width:100%; border-collapse: collapse; margin-top: 10px;"> <tr> <td style="width:80%;">Serie</td> <td style="text-align: right;">49.0</td> </tr> <tr> <td>Total</td> <td style="text-align: right;">0.0</td> </tr> </table>	1:	*10.5	↙	2:	10.3	←	3:	9.5	↗	4:	10.4	→	5:	10.3	→	Serie	49.0	Total	0.0
1:	*10.5	↙																		
2:	10.3	←																		
3:	9.5	↗																		
4:	10.4	→																		
5:	10.3	→																		
Serie	49.0																			
Total	0.0																			

<p>20 Skud</p> 	<table style="width:100%; border-collapse: collapse;"> <tr><td style="width:10%;">1:</td><td style="width:15%;">10.0</td><td style="width:10%; text-align: right;">↗</td></tr> <tr><td>2:</td><td>9.8</td><td style="text-align: right;">↗</td></tr> <tr><td>3:</td><td>10.5</td><td style="text-align: right;">↙</td></tr> <tr><td>4:</td><td>10.1</td><td style="text-align: right;">↗</td></tr> <tr><td>5:</td><td>9.4</td><td style="text-align: right;">↗</td></tr> <tr><td>6:</td><td>10.3</td><td style="text-align: right;">↗</td></tr> <tr><td>7:</td><td>*10.9</td><td style="text-align: right;">↗</td></tr> <tr><td>8:</td><td>10.5</td><td style="text-align: right;">↗</td></tr> <tr><td>9:</td><td>*10.7</td><td style="text-align: right;">↗</td></tr> <tr><td>10:</td><td>9.9</td><td style="text-align: right;">↙</td></tr> </table> <table border="1" style="width:100%; border-collapse: collapse; margin-top: 10px;"> <tr> <td style="width:80%;">Serie</td> <td style="text-align: right;">97.0</td> </tr> <tr> <td>Total</td> <td style="text-align: right;">97.0</td> </tr> </table>	1:	10.0	↗	2:	9.8	↗	3:	10.5	↙	4:	10.1	↗	5:	9.4	↗	6:	10.3	↗	7:	*10.9	↗	8:	10.5	↗	9:	*10.7	↗	10:	9.9	↙	Serie	97.0	Total	97.0
1:	10.0	↗																																	
2:	9.8	↗																																	
3:	10.5	↙																																	
4:	10.1	↗																																	
5:	9.4	↗																																	
6:	10.3	↗																																	
7:	*10.9	↗																																	
8:	10.5	↗																																	
9:	*10.7	↗																																	
10:	9.9	↙																																	
Serie	97.0																																		
Total	97.0																																		

<p>20 Skud</p> 	<table style="width:100%; border-collapse: collapse;"> <tr><td style="width:10%;">11:</td><td style="width:15%;">9.2</td><td style="width:10%; text-align: right;">↗</td></tr> <tr><td>12:</td><td>10.4</td><td style="text-align: right;">↙</td></tr> <tr><td>13:</td><td>*10.6</td><td style="text-align: right;">↗</td></tr> <tr><td>14:</td><td>*10.7</td><td style="text-align: right;">↗</td></tr> <tr><td>15:</td><td>10.4</td><td style="text-align: right;">↗</td></tr> <tr><td>16:</td><td>10.1</td><td style="text-align: right;">→</td></tr> <tr><td>17:</td><td>10.3</td><td style="text-align: right;">↘</td></tr> <tr><td>18:</td><td>10.5</td><td style="text-align: right;">←</td></tr> <tr><td>19:</td><td>10.4</td><td style="text-align: right;">↙</td></tr> <tr><td>20:</td><td>10.0</td><td style="text-align: right;">↙</td></tr> </table> <table border="1" style="width:100%; border-collapse: collapse; margin-top: 10px;"> <tr> <td style="width:80%;">Serie</td> <td style="text-align: right;">99.0</td> </tr> <tr> <td>Total</td> <td style="text-align: right;">196.0</td> </tr> </table>	11:	9.2	↗	12:	10.4	↙	13:	*10.6	↗	14:	*10.7	↗	15:	10.4	↗	16:	10.1	→	17:	10.3	↘	18:	10.5	←	19:	10.4	↙	20:	10.0	↙	Serie	99.0	Total	196.0
11:	9.2	↗																																	
12:	10.4	↙																																	
13:	*10.6	↗																																	
14:	*10.7	↗																																	
15:	10.4	↗																																	
16:	10.1	→																																	
17:	10.3	↘																																	
18:	10.5	←																																	
19:	10.4	↙																																	
20:	10.0	↙																																	
Serie	99.0																																		
Total	196.0																																		

<p>Prøve</p>	<table style="width:100%; border-collapse: collapse;"> <tr><td style="text-align: right;">1:</td><td style="text-align: right;">9.4</td><td style="text-align: right;">↘</td></tr> <tr><td style="text-align: right;">2:</td><td style="text-align: right;">8.9</td><td style="text-align: right;">←</td></tr> <tr><td style="text-align: right;">3:</td><td style="text-align: right;">8.6</td><td style="text-align: right;">→</td></tr> <tr><td style="text-align: right;">4:</td><td style="text-align: right;">8.6</td><td style="text-align: right;">←</td></tr> <tr><td style="text-align: right;">5:</td><td style="text-align: right;">10.3</td><td style="text-align: right;">↘</td></tr> <tr><td style="text-align: right;">6:</td><td style="text-align: right;">9.4</td><td style="text-align: right;">←</td></tr> </table> <table border="1" style="width:100%; border-collapse: collapse; margin-top: 5px;"> <tr> <td style="width:80%;">Serie</td> <td style="text-align: right;">52.0</td> </tr> <tr> <td>Total</td> <td style="text-align: right;">0.0</td> </tr> </table>	1:	9.4	↘	2:	8.9	←	3:	8.6	→	4:	8.6	←	5:	10.3	↘	6:	9.4	←	Serie	52.0	Total	0.0
1:	9.4	↘																					
2:	8.9	←																					
3:	8.6	→																					
4:	8.6	←																					
5:	10.3	↘																					
6:	9.4	←																					
Serie	52.0																						
Total	0.0																						

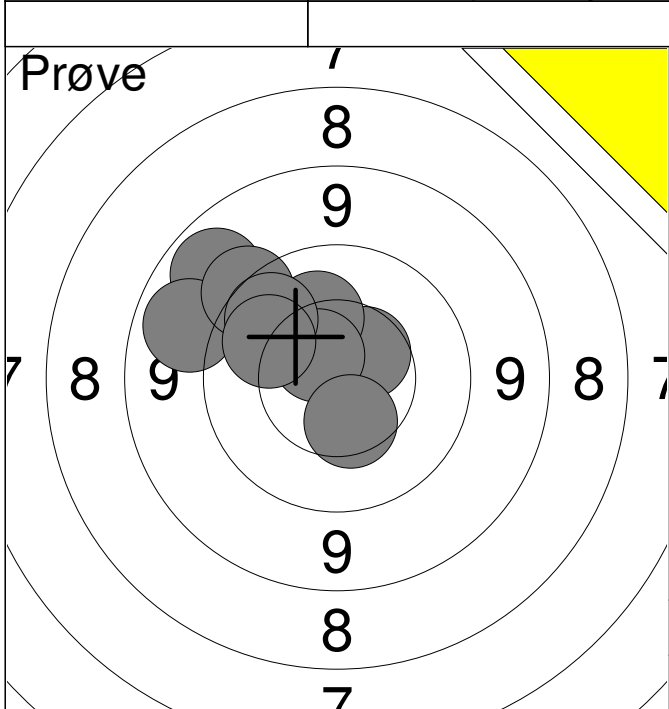
<p>20 Skud</p>	<table style="width:100%; border-collapse: collapse;"> <tr><td style="text-align: right;">1:</td><td style="text-align: right;">9.1</td><td style="text-align: right;">↓</td></tr> <tr><td style="text-align: right;">2:</td><td style="text-align: right;">9.2</td><td style="text-align: right;">→</td></tr> <tr><td style="text-align: right;">3:</td><td style="text-align: right;">8.5</td><td style="text-align: right;">↘</td></tr> <tr><td style="text-align: right;">4:</td><td style="text-align: right;">9.0</td><td style="text-align: right;">→</td></tr> <tr><td style="text-align: right;">5:</td><td style="text-align: right;">9.6</td><td style="text-align: right;">↗</td></tr> <tr><td style="text-align: right;">6:</td><td style="text-align: right;">*10.6</td><td style="text-align: right;">↑</td></tr> <tr><td style="text-align: right;">7:</td><td style="text-align: right;">9.4</td><td style="text-align: right;">↘</td></tr> <tr><td style="text-align: right;">8:</td><td style="text-align: right;">9.0</td><td style="text-align: right;">→</td></tr> <tr><td style="text-align: right;">9:</td><td style="text-align: right;">9.5</td><td style="text-align: right;">↘</td></tr> <tr><td style="text-align: right;">10:</td><td style="text-align: right;">10.4</td><td style="text-align: right;">↗</td></tr> </table> <table border="1" style="width:100%; border-collapse: collapse; margin-top: 5px;"> <tr> <td style="width:80%;">Serie</td> <td style="text-align: right;">91.0</td> </tr> <tr> <td>Total</td> <td style="text-align: right;">91.0</td> </tr> </table>	1:	9.1	↓	2:	9.2	→	3:	8.5	↘	4:	9.0	→	5:	9.6	↗	6:	*10.6	↑	7:	9.4	↘	8:	9.0	→	9:	9.5	↘	10:	10.4	↗	Serie	91.0	Total	91.0
1:	9.1	↓																																	
2:	9.2	→																																	
3:	8.5	↘																																	
4:	9.0	→																																	
5:	9.6	↗																																	
6:	*10.6	↑																																	
7:	9.4	↘																																	
8:	9.0	→																																	
9:	9.5	↘																																	
10:	10.4	↗																																	
Serie	91.0																																		
Total	91.0																																		

<p>20 Skud</p>	<table style="width:100%; border-collapse: collapse;"> <tr><td style="text-align: right;">11:</td><td style="text-align: right;">10.4</td><td style="text-align: right;">→</td></tr> <tr><td style="text-align: right;">12:</td><td style="text-align: right;">9.8</td><td style="text-align: right;">↘</td></tr> <tr><td style="text-align: right;">13:</td><td style="text-align: right;">9.4</td><td style="text-align: right;">↑</td></tr> <tr><td style="text-align: right;">14:</td><td style="text-align: right;">8.4</td><td style="text-align: right;">←</td></tr> <tr><td style="text-align: right;">15:</td><td style="text-align: right;">9.5</td><td style="text-align: right;">↘</td></tr> <tr><td style="text-align: right;">16:</td><td style="text-align: right;">9.2</td><td style="text-align: right;">↘</td></tr> <tr><td style="text-align: right;">17:</td><td style="text-align: right;">9.2</td><td style="text-align: right;">→</td></tr> <tr><td style="text-align: right;">18:</td><td style="text-align: right;">9.9</td><td style="text-align: right;">←</td></tr> <tr><td style="text-align: right;">19:</td><td style="text-align: right;">9.8</td><td style="text-align: right;">↘</td></tr> <tr><td style="text-align: right;">20:</td><td style="text-align: right;">9.6</td><td style="text-align: right;">←</td></tr> </table> <table border="1" style="width:100%; border-collapse: collapse; margin-top: 5px;"> <tr> <td style="width:80%;">Serie</td> <td style="text-align: right;">90.0</td> </tr> <tr> <td>Total</td> <td style="text-align: right;">181.0</td> </tr> </table>	11:	10.4	→	12:	9.8	↘	13:	9.4	↑	14:	8.4	←	15:	9.5	↘	16:	9.2	↘	17:	9.2	→	18:	9.9	←	19:	9.8	↘	20:	9.6	←	Serie	90.0	Total	181.0
11:	10.4	→																																	
12:	9.8	↘																																	
13:	9.4	↑																																	
14:	8.4	←																																	
15:	9.5	↘																																	
16:	9.2	↘																																	
17:	9.2	→																																	
18:	9.9	←																																	
19:	9.8	↘																																	
20:	9.6	←																																	
Serie	90.0																																		
Total	181.0																																		

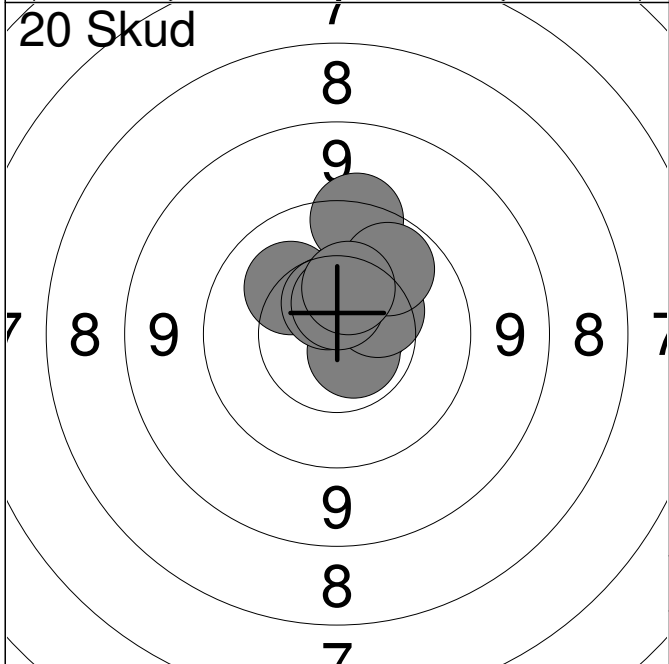
<p>Prøve</p>	<table style="width:100%; border-collapse: collapse;"> <tr><td style="text-align: right;">1:</td><td style="text-align: right;">10.2</td><td style="text-align: right;">↗</td></tr> <tr><td style="text-align: right;">2:</td><td style="text-align: right;">10.3</td><td style="text-align: right;">→</td></tr> <tr><td style="text-align: right;">3:</td><td style="text-align: right;">10.3</td><td style="text-align: right;">↑</td></tr> <tr><td style="text-align: right;">4:</td><td style="text-align: right;">9.7</td><td style="text-align: right;">←</td></tr> <tr><td style="text-align: right;">5:</td><td style="text-align: right;">9.8</td><td style="text-align: right;">↘</td></tr> <tr><td style="text-align: right;">6:</td><td style="text-align: right;">*10.7</td><td style="text-align: right;">↘</td></tr> <tr><td style="text-align: right;">7:</td><td style="text-align: right;">10.5</td><td style="text-align: right;">↗</td></tr> </table> <table border="1" style="width:100%; border-collapse: collapse; margin-top: 5px;"> <tr> <td style="width:80%;">Serie</td> <td style="text-align: right;">68.0</td> </tr> <tr> <td>Total</td> <td style="text-align: right;">0.0</td> </tr> </table>	1:	10.2	↗	2:	10.3	→	3:	10.3	↑	4:	9.7	←	5:	9.8	↘	6:	*10.7	↘	7:	10.5	↗	Serie	68.0	Total	0.0
1:	10.2	↗																								
2:	10.3	→																								
3:	10.3	↑																								
4:	9.7	←																								
5:	9.8	↘																								
6:	*10.7	↘																								
7:	10.5	↗																								
Serie	68.0																									
Total	0.0																									

<p>20 Skud</p>	<table style="width:100%; border-collapse: collapse;"> <tr><td style="text-align: right;">1:</td><td style="text-align: right;">10.1</td><td style="text-align: right;">↗</td></tr> <tr><td style="text-align: right;">2:</td><td style="text-align: right;">9.9</td><td style="text-align: right;">↗</td></tr> <tr><td style="text-align: right;">3:</td><td style="text-align: right;">9.9</td><td style="text-align: right;">→</td></tr> <tr><td style="text-align: right;">4:</td><td style="text-align: right;">10.4</td><td style="text-align: right;">↑</td></tr> <tr><td style="text-align: right;">5:</td><td style="text-align: right;">10.0</td><td style="text-align: right;">→</td></tr> <tr><td style="text-align: right;">6:</td><td style="text-align: right;">10.1</td><td style="text-align: right;">←</td></tr> <tr><td style="text-align: right;">7:</td><td style="text-align: right;">*10.5</td><td style="text-align: right;">↗</td></tr> <tr><td style="text-align: right;">8:</td><td style="text-align: right;">*10.6</td><td style="text-align: right;">↘</td></tr> <tr><td style="text-align: right;">9:</td><td style="text-align: right;">9.8</td><td style="text-align: right;">↗</td></tr> <tr><td style="text-align: right;">10:</td><td style="text-align: right;">*10.9</td><td style="text-align: right;">←</td></tr> </table> <table border="1" style="width:100%; border-collapse: collapse; margin-top: 5px;"> <tr> <td style="width:80%;">Serie</td> <td style="text-align: right;">97.0</td> </tr> <tr> <td>Total</td> <td style="text-align: right;">97.0</td> </tr> </table>	1:	10.1	↗	2:	9.9	↗	3:	9.9	→	4:	10.4	↑	5:	10.0	→	6:	10.1	←	7:	*10.5	↗	8:	*10.6	↘	9:	9.8	↗	10:	*10.9	←	Serie	97.0	Total	97.0
1:	10.1	↗																																	
2:	9.9	↗																																	
3:	9.9	→																																	
4:	10.4	↑																																	
5:	10.0	→																																	
6:	10.1	←																																	
7:	*10.5	↗																																	
8:	*10.6	↘																																	
9:	9.8	↗																																	
10:	*10.9	←																																	
Serie	97.0																																		
Total	97.0																																		

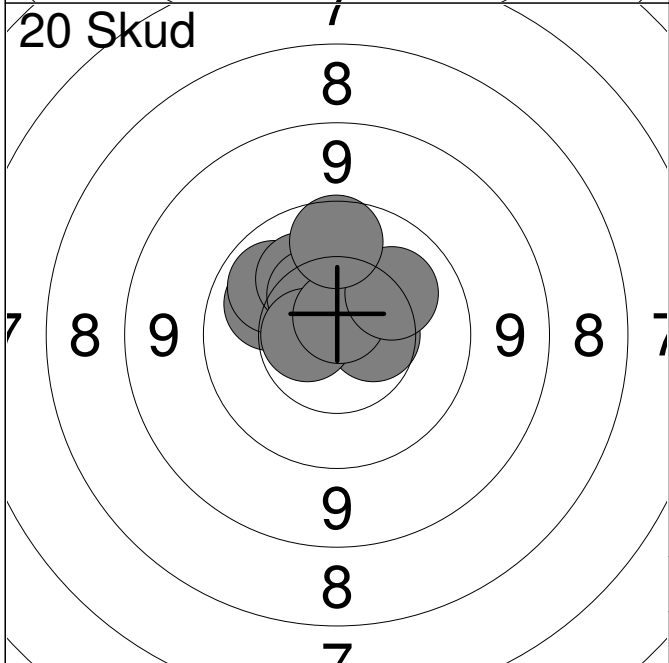
<p>20 Skud</p>	<table style="width:100%; border-collapse: collapse;"> <tr><td style="text-align: right;">11:</td><td style="text-align: right;">*10.6</td><td style="text-align: right;">↘</td></tr> <tr><td style="text-align: right;">12:</td><td style="text-align: right;">*10.9</td><td style="text-align: right;">↗</td></tr> <tr><td style="text-align: right;">13:</td><td style="text-align: right;">10.3</td><td style="text-align: right;">↘</td></tr> <tr><td style="text-align: right;">14:</td><td style="text-align: right;">9.9</td><td style="text-align: right;">↘</td></tr> <tr><td style="text-align: right;">15:</td><td style="text-align: right;">10.4</td><td style="text-align: right;">↘</td></tr> <tr><td style="text-align: right;">16:</td><td style="text-align: right;">10.2</td><td style="text-align: right;">↑</td></tr> <tr><td style="text-align: right;">17:</td><td style="text-align: right;">10.4</td><td style="text-align: right;">→</td></tr> <tr><td style="text-align: right;">18:</td><td style="text-align: right;">10.3</td><td style="text-align: right;">←</td></tr> <tr><td style="text-align: right;">19:</td><td style="text-align: right;">10.2</td><td style="text-align: right;">↘</td></tr> <tr><td style="text-align: right;">20:</td><td style="text-align: right;">*10.5</td><td style="text-align: right;">←</td></tr> </table> <table border="1" style="width:100%; border-collapse: collapse; margin-top: 5px;"> <tr> <td style="width:80%;">Serie</td> <td style="text-align: right;">99.0</td> </tr> <tr> <td>Total</td> <td style="text-align: right;">196.0</td> </tr> </table>	11:	*10.6	↘	12:	*10.9	↗	13:	10.3	↘	14:	9.9	↘	15:	10.4	↘	16:	10.2	↑	17:	10.4	→	18:	10.3	←	19:	10.2	↘	20:	*10.5	←	Serie	99.0	Total	196.0
11:	*10.6	↘																																	
12:	*10.9	↗																																	
13:	10.3	↘																																	
14:	9.9	↘																																	
15:	10.4	↘																																	
16:	10.2	↑																																	
17:	10.4	→																																	
18:	10.3	←																																	
19:	10.2	↘																																	
20:	*10.5	←																																	
Serie	99.0																																		
Total	196.0																																		



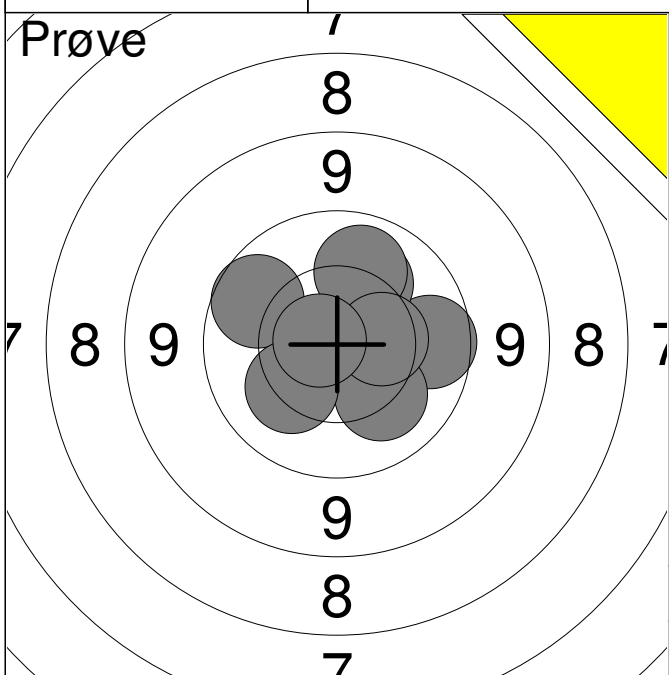
1:	9.0	↗
2:	9.1	↗
3:	10.5	↗
4:	10.2	↗
5:	*10.6	↗
6:	9.5	↗
7:	9.9	↗
8:	10.1	↗
9:	10.4	↘
Serie		86.0
Total		0.0



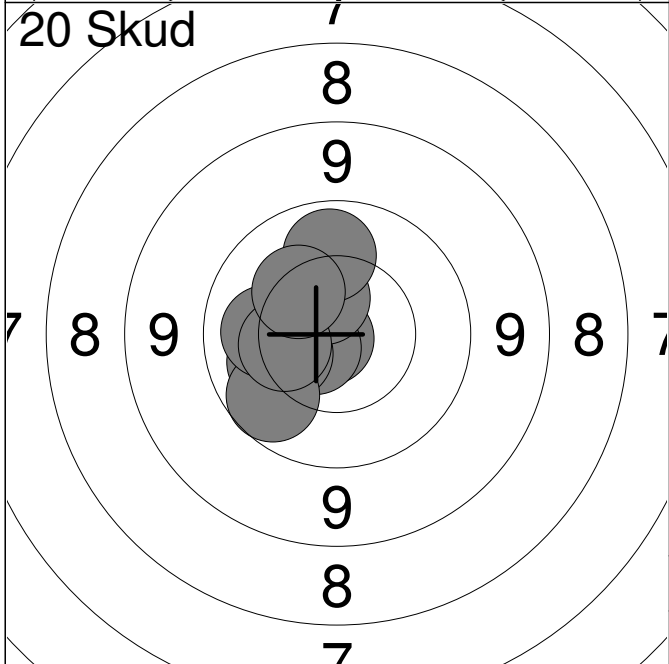
1:	10.5	↑
2:	*10.7	→
3:	10.2	↗
4:	*10.7	↘
5:	10.6	↗
6:	9.6	↗
7:	10.4	↗
8:	10.0	↗
9:	*10.6	↑
10:	10.4	↑
Serie		99.0
Total		99.0



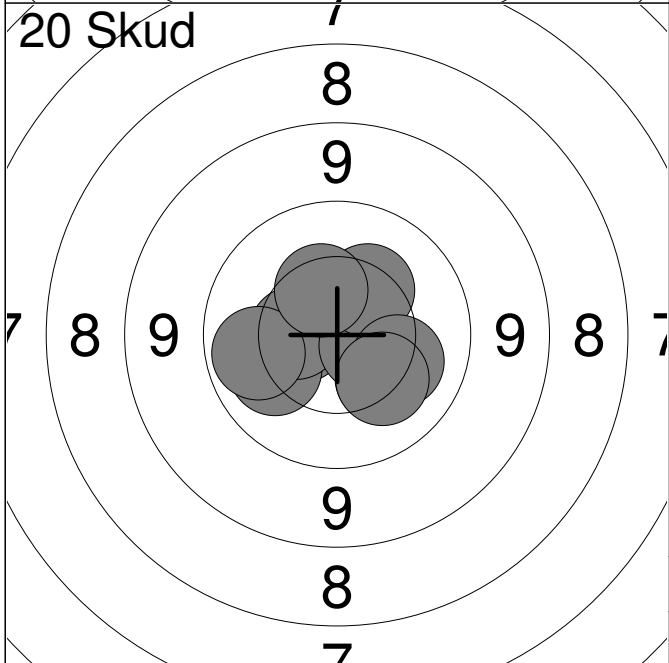
11:	10.5	↗
12:	10.1	↗
13:	10.0	↗
14:	10.5	→
15:	10.2	↗
16:	10.4	↗
17:	*10.6	←
18:	*10.7	↑
19:	10.2	↗
20:	9.9	↑
Serie		99.0
Total		198.0



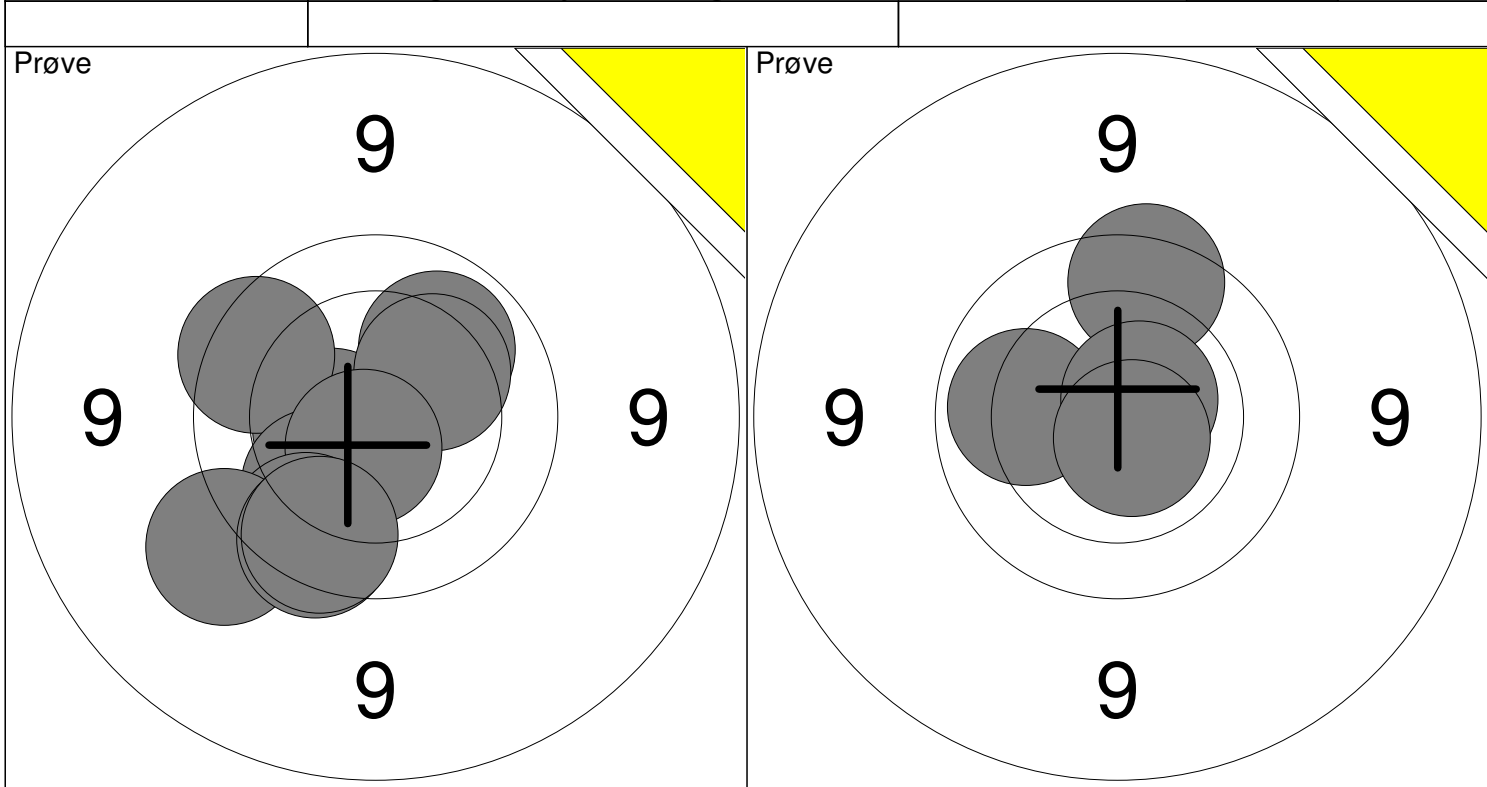
1:	9.9	→
2:	10.2	↗
3:	10.1	↗
4:	10.2	↘
5:	10.4	→
6:	9.9	↗
7:	10.2	↘
8:	*10.7	←
Serie		78.0
Total		0.0



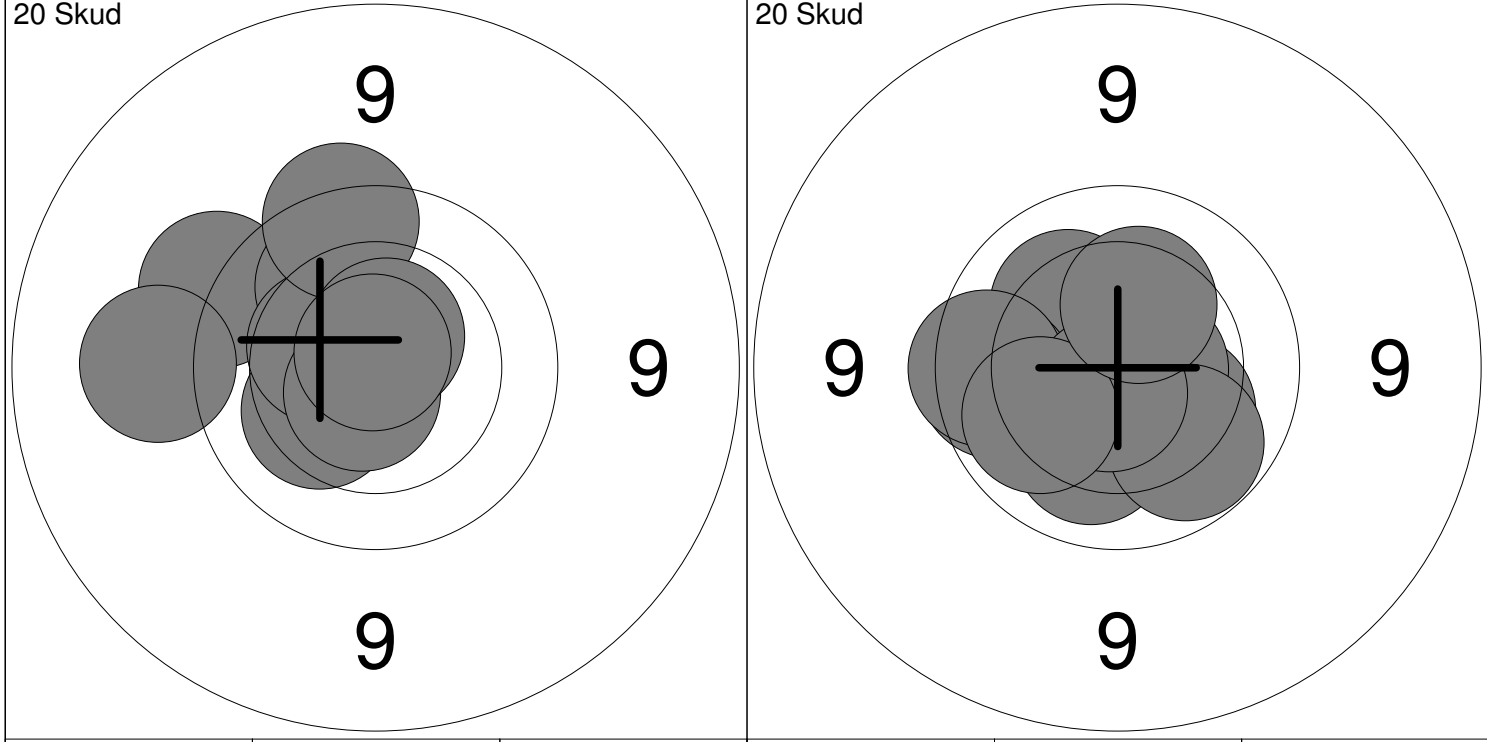
1:	*10.8	↙
2:	*10.6	↙
3:	10.1	↙
4:	10.3	↙
5:	9.9	↘
6:	10.5	↗
7:	10.1	←
8:	10.0	↑
9:	10.3	↙
10:	10.3	↗
Serie		99.0
Total		99.0



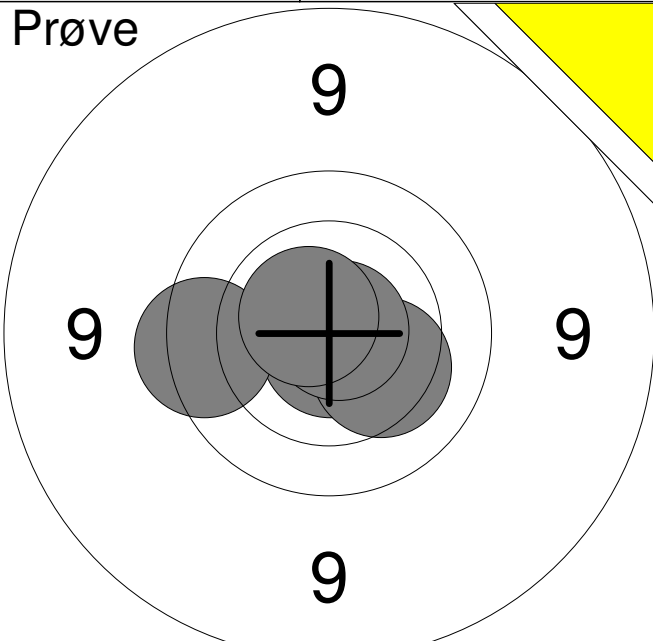
11:	10.2	↘
12:	10.5	←
13:	10.1	↙
14:	10.5	←
15:	10.0	↙
16:	*10.6	↘
17:	10.3	↗
18:	10.4	↗
19:	10.2	↘
20:	10.2	↘
Serie		100.0
Total		199.0

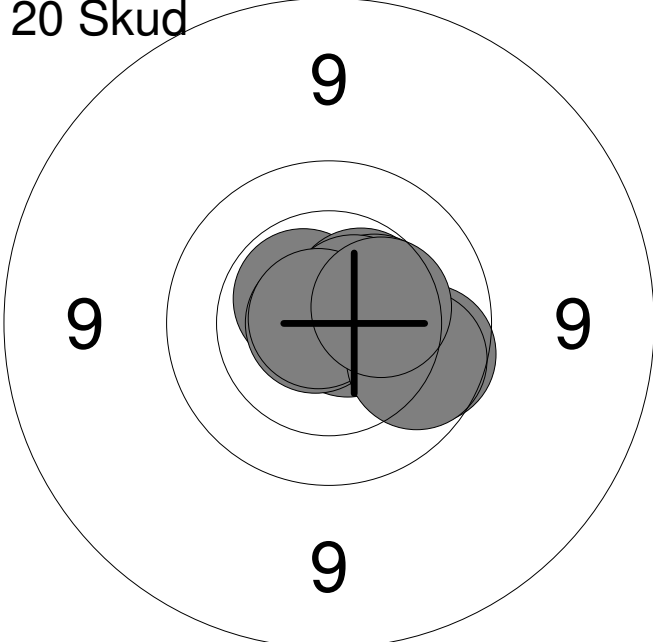


1: 10.1 ↗	6: *10.6 ↓	Serie	95.0	11: 10.1 ←	Serie	39.0	
2: *10.5 ←	7: 9.8 ↓			12: 9.8 ↑			
3: 9.8 ↖	8: 9.4 ↙	Total	0.0	13: *10.7 ↗	Total	0.0	
4: 10.3 ↗	9: 9.8 ↓			14: *10.7 ↓			
5: 10.1 ↘	10: 9.8 ↓						

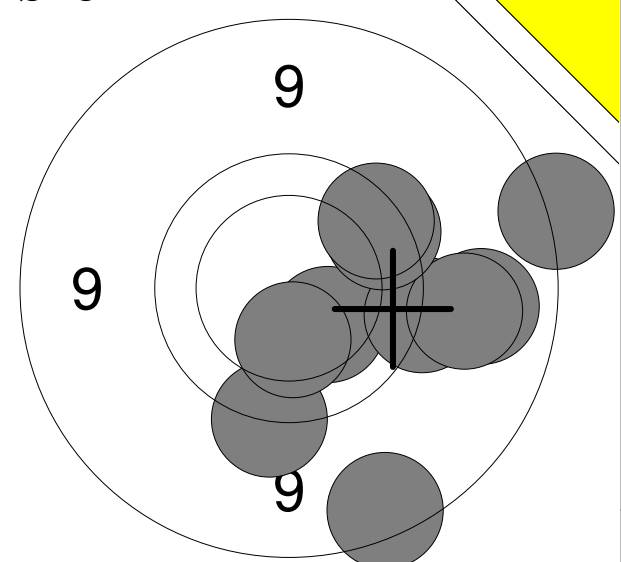


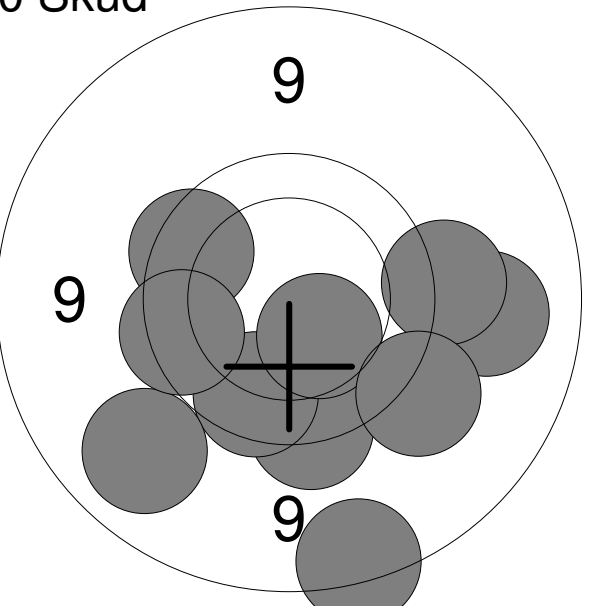
1: 9.5 ↖	6: 10.4 ↖	Serie	97.0	11: 10.1 ↓	16: 10.0 ↓	Serie	98.0
2: 10.1 ↗	7: *10.7 ↓			12: 10.2 ↗	17: 9.8 ←		
3: 9.3 ←	8: 9.7 ↑	Total	97.0	13: 9.9 ←	18: *10.7 ↓	Total	195.0
4: 10.3 ↙	9: *10.6 ↗			14: 10.2 ↘	19: 10.1 ↖		
5: *10.8 ↗	10: *10.8 ↑						
				15: *10.6 →	20: 10.3 ↑		

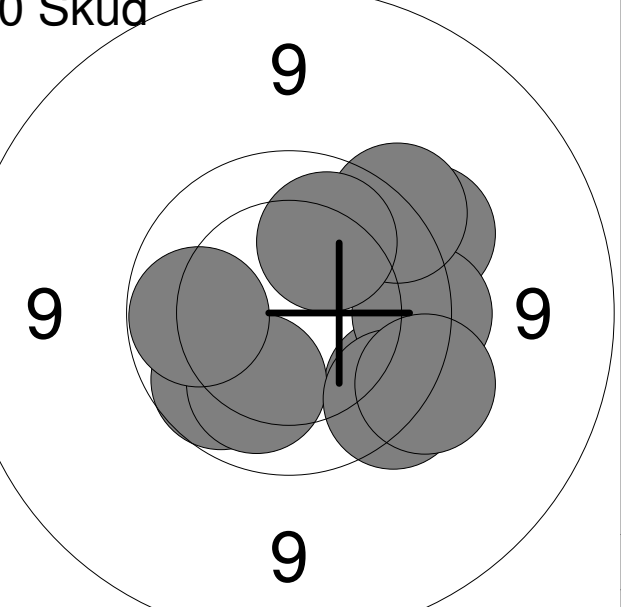
<p>Prøve</p> 	<table style="width:100%; border-collapse: collapse;"> <tr><td style="width:10%;">1:</td><td style="width:20%;">*10.8</td><td style="width:10%; text-align: right;">↓</td></tr> <tr><td>2:</td><td>10.3</td><td style="text-align: right;">↘</td></tr> <tr><td>3:</td><td>*10.8</td><td style="text-align: right;">→</td></tr> <tr><td>4:</td><td>9.7</td><td style="text-align: right;">←</td></tr> <tr><td>5:</td><td>*10.7</td><td style="text-align: right;">↗</td></tr> </table>	1:	*10.8	↓	2:	10.3	↘	3:	*10.8	→	4:	9.7	←	5:	*10.7	↗
1:	*10.8	↓														
2:	10.3	↘														
3:	*10.8	→														
4:	9.7	←														
5:	*10.7	↗														
<table style="width:100%; border-collapse: collapse;"> <tr> <td style="width:80%;">Serie</td> <td style="text-align: right;">49.0</td> </tr> <tr> <td>Total</td> <td style="text-align: right;">0.0</td> </tr> </table>		Serie	49.0	Total	0.0											
Serie	49.0															
Total	0.0															

<p>20 Skud</p> 	<table style="width:100%; border-collapse: collapse;"> <tr><td style="width:10%;">1:</td><td style="width:20%;">*10.6</td><td style="width:10%; text-align: right;">↗</td></tr> <tr><td>2:</td><td>*10.5</td><td style="text-align: right;">↗</td></tr> <tr><td>3:</td><td>*10.7</td><td style="text-align: right;">→</td></tr> <tr><td>4:</td><td>9.9</td><td style="text-align: right;">↘</td></tr> <tr><td>5:</td><td>*10.8</td><td style="text-align: right;">←</td></tr> <tr><td>6:</td><td>10.4</td><td style="text-align: right;">↗</td></tr> <tr><td>7:</td><td>*10.6</td><td style="text-align: right;">↗</td></tr> <tr><td>8:</td><td>*10.8</td><td style="text-align: right;">↖</td></tr> <tr><td>9:</td><td>9.9</td><td style="text-align: right;">↘</td></tr> <tr><td>10:</td><td>10.4</td><td style="text-align: right;">→</td></tr> </table>	1:	*10.6	↗	2:	*10.5	↗	3:	*10.7	→	4:	9.9	↘	5:	*10.8	←	6:	10.4	↗	7:	*10.6	↗	8:	*10.8	↖	9:	9.9	↘	10:	10.4	→
1:	*10.6	↗																													
2:	*10.5	↗																													
3:	*10.7	→																													
4:	9.9	↘																													
5:	*10.8	←																													
6:	10.4	↗																													
7:	*10.6	↗																													
8:	*10.8	↖																													
9:	9.9	↘																													
10:	10.4	→																													
<table style="width:100%; border-collapse: collapse;"> <tr> <td style="width:80%;">Serie</td> <td style="text-align: right;">98.0</td> </tr> <tr> <td>Total</td> <td style="text-align: right;">98.0</td> </tr> </table>		Serie	98.0	Total	98.0																										
Serie	98.0																														
Total	98.0																														

<p>20 Skud</p> 	<table style="width:100%; border-collapse: collapse;"> <tr><td style="width:10%;">11:</td><td style="width:20%;">10.5</td><td style="width:10%; text-align: right;">↘</td></tr> <tr><td>12:</td><td>10.4</td><td style="text-align: right;">↘</td></tr> <tr><td>13:</td><td>*10.6</td><td style="text-align: right;">↖</td></tr> <tr><td>14:</td><td>9.7</td><td style="text-align: right;">↗</td></tr> <tr><td>15:</td><td>10.2</td><td style="text-align: right;">↗</td></tr> <tr><td>16:</td><td>9.9</td><td style="text-align: right;">→</td></tr> <tr><td>17:</td><td>9.9</td><td style="text-align: right;">←</td></tr> <tr><td>18:</td><td>10.1</td><td style="text-align: right;">→</td></tr> <tr><td>19:</td><td>*10.7</td><td style="text-align: right;">↗</td></tr> <tr><td>20:</td><td>*10.6</td><td style="text-align: right;">←</td></tr> </table>	11:	10.5	↘	12:	10.4	↘	13:	*10.6	↖	14:	9.7	↗	15:	10.2	↗	16:	9.9	→	17:	9.9	←	18:	10.1	→	19:	*10.7	↗	20:	*10.6	←
11:	10.5	↘																													
12:	10.4	↘																													
13:	*10.6	↖																													
14:	9.7	↗																													
15:	10.2	↗																													
16:	9.9	→																													
17:	9.9	←																													
18:	10.1	→																													
19:	*10.7	↗																													
20:	*10.6	←																													
<table style="width:100%; border-collapse: collapse;"> <tr> <td style="width:80%;">Serie</td> <td style="text-align: right;">97.0</td> </tr> <tr> <td>Total</td> <td style="text-align: right;">195.0</td> </tr> </table>		Serie	97.0	Total	195.0																										
Serie	97.0																														
Total	195.0																														

<p>Prøve</p> 	<table style="width:100%; border-collapse: collapse;"> <tr><td style="width:10%;">1:</td><td style="width:15%;">8.8</td><td style="width:10%; text-align: center;">↓</td></tr> <tr><td>2:</td><td>10.3</td><td style="text-align: center;">↓</td></tr> <tr><td>3:</td><td>9.5</td><td style="text-align: center;">↓</td></tr> <tr><td>4:</td><td>9.1</td><td style="text-align: center;">→</td></tr> <tr><td>5:</td><td>9.5</td><td style="text-align: center;">→</td></tr> <tr><td>6:</td><td>9.2</td><td style="text-align: center;">→</td></tr> <tr><td>7:</td><td>8.6</td><td style="text-align: center;">→</td></tr> <tr><td>8:</td><td>9.7</td><td style="text-align: center;">↗</td></tr> <tr><td>9:</td><td>9.7</td><td style="text-align: center;">↗</td></tr> <tr><td>10:</td><td>10.3</td><td style="text-align: center;">↓</td></tr> <tr style="border-top: 1px solid black;"><td colspan="2">Serie</td><td style="text-align: right;">90.0</td></tr> <tr><td colspan="2">Total</td><td style="text-align: right;">0.0</td></tr> </table>	1:	8.8	↓	2:	10.3	↓	3:	9.5	↓	4:	9.1	→	5:	9.5	→	6:	9.2	→	7:	8.6	→	8:	9.7	↗	9:	9.7	↗	10:	10.3	↓	Serie		90.0	Total		0.0
1:	8.8	↓																																			
2:	10.3	↓																																			
3:	9.5	↓																																			
4:	9.1	→																																			
5:	9.5	→																																			
6:	9.2	→																																			
7:	8.6	→																																			
8:	9.7	↗																																			
9:	9.7	↗																																			
10:	10.3	↓																																			
Serie		90.0																																			
Total		0.0																																			

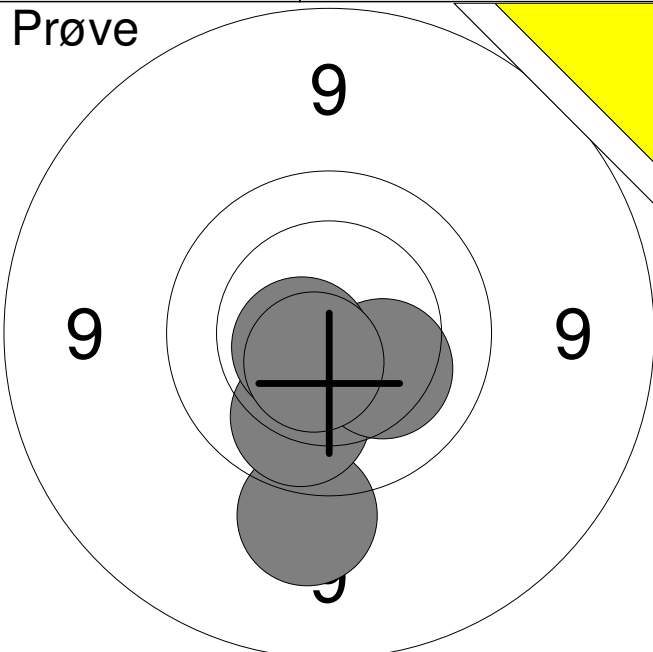
<p>20 Skud</p> 	<table style="width:100%; border-collapse: collapse;"> <tr><td style="width:10%;">1:</td><td style="width:15%;">9.6</td><td style="width:10%; text-align: center;">↓</td></tr> <tr><td>2:</td><td>9.8</td><td style="text-align: center;">↓</td></tr> <tr><td>3:</td><td>8.8</td><td style="text-align: center;">↓</td></tr> <tr><td>4:</td><td>10.4</td><td style="text-align: center;">↓</td></tr> <tr><td>5:</td><td>9.2</td><td style="text-align: center;">→</td></tr> <tr><td>6:</td><td>9.8</td><td style="text-align: center;">↗</td></tr> <tr><td>7:</td><td>9.5</td><td style="text-align: center;">→</td></tr> <tr><td>8:</td><td>9.1</td><td style="text-align: center;">↖</td></tr> <tr><td>9:</td><td>9.7</td><td style="text-align: center;">←</td></tr> <tr><td>10:</td><td>9.4</td><td style="text-align: center;">↓</td></tr> <tr style="border-top: 1px solid black;"><td colspan="2">Serie</td><td style="text-align: right;">90.0</td></tr> <tr><td colspan="2">Total</td><td style="text-align: right;">90.0</td></tr> </table>	1:	9.6	↓	2:	9.8	↓	3:	8.8	↓	4:	10.4	↓	5:	9.2	→	6:	9.8	↗	7:	9.5	→	8:	9.1	↖	9:	9.7	←	10:	9.4	↓	Serie		90.0	Total		90.0
1:	9.6	↓																																			
2:	9.8	↓																																			
3:	8.8	↓																																			
4:	10.4	↓																																			
5:	9.2	→																																			
6:	9.8	↗																																			
7:	9.5	→																																			
8:	9.1	↖																																			
9:	9.7	←																																			
10:	9.4	↓																																			
Serie		90.0																																			
Total		90.0																																			

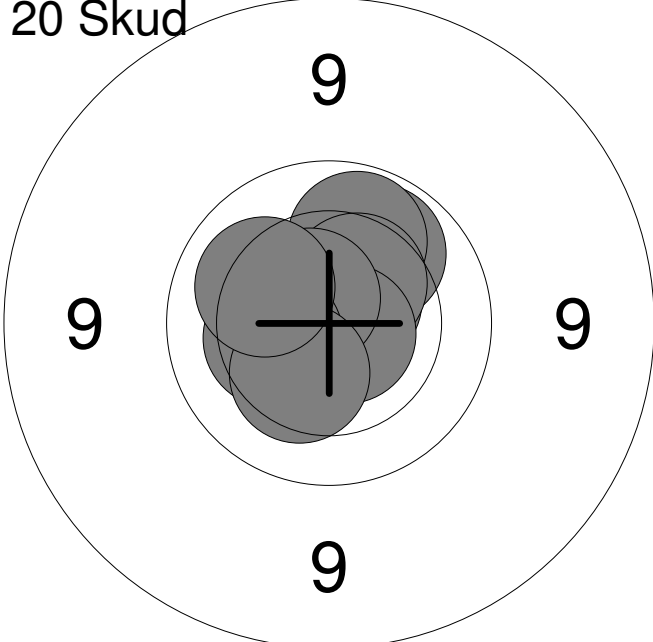
<p>20 Skud</p> 	<table style="width:100%; border-collapse: collapse;"> <tr><td style="width:10%;">11:</td><td style="width:15%;">9.7</td><td style="width:10%; text-align: center;">↓</td></tr> <tr><td>12:</td><td>9.9</td><td style="text-align: center;">↖</td></tr> <tr><td>13:</td><td>10.1</td><td style="text-align: center;">↓</td></tr> <tr><td>14:</td><td>9.5</td><td style="text-align: center;">↗</td></tr> <tr><td>15:</td><td>9.7</td><td style="text-align: center;">→</td></tr> <tr><td>16:</td><td>9.7</td><td style="text-align: center;">↓</td></tr> <tr><td>17:</td><td>9.6</td><td style="text-align: center;">↗</td></tr> <tr><td>18:</td><td>10.0</td><td style="text-align: center;">←</td></tr> <tr><td>19:</td><td>9.6</td><td style="text-align: center;">↓</td></tr> <tr><td>20:</td><td>10.1</td><td style="text-align: center;">↗</td></tr> <tr style="border-top: 1px solid black;"><td colspan="2">Serie</td><td style="text-align: right;">93.0</td></tr> <tr><td colspan="2">Total</td><td style="text-align: right;">183.0</td></tr> </table>	11:	9.7	↓	12:	9.9	↖	13:	10.1	↓	14:	9.5	↗	15:	9.7	→	16:	9.7	↓	17:	9.6	↗	18:	10.0	←	19:	9.6	↓	20:	10.1	↗	Serie		93.0	Total		183.0
11:	9.7	↓																																			
12:	9.9	↖																																			
13:	10.1	↓																																			
14:	9.5	↗																																			
15:	9.7	→																																			
16:	9.7	↓																																			
17:	9.6	↗																																			
18:	10.0	←																																			
19:	9.6	↓																																			
20:	10.1	↗																																			
Serie		93.0																																			
Total		183.0																																			

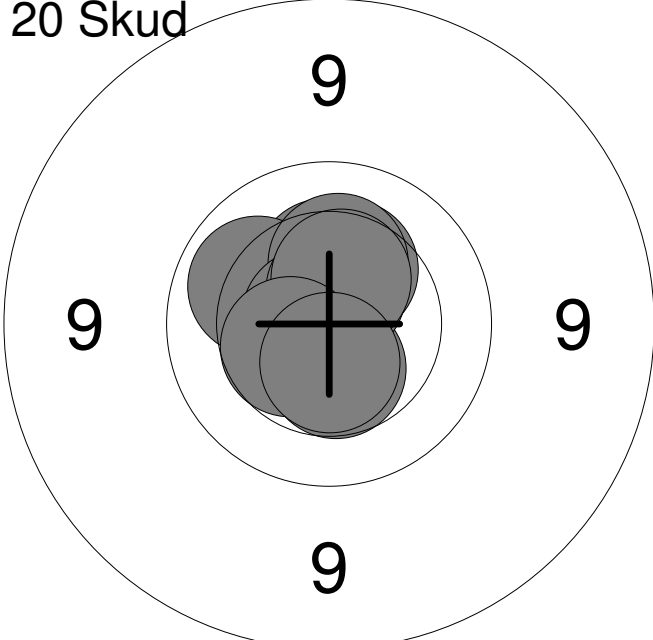
<p>Prøve</p>	<table style="width:100%; border-collapse: collapse;"> <tr><td style="text-align: right;">1:</td><td style="text-align: right;">10.2</td><td style="text-align: right;">↗</td></tr> <tr><td style="text-align: right;">2:</td><td style="text-align: right;">9.6</td><td style="text-align: right;">↗</td></tr> <tr><td style="text-align: right;">3:</td><td style="text-align: right;">*10.8</td><td style="text-align: right;">↖</td></tr> <tr><td style="text-align: right;">4:</td><td style="text-align: right;">9.9</td><td style="text-align: right;">→</td></tr> <tr><td style="text-align: right;">5:</td><td style="text-align: right;">9.5</td><td style="text-align: right;">↖</td></tr> <tr><td style="text-align: right;">6:</td><td style="text-align: right;">10.1</td><td style="text-align: right;">↗</td></tr> <tr><td style="text-align: right;">7:</td><td style="text-align: right;">9.9</td><td style="text-align: right;">↖</td></tr> <tr><td style="text-align: right;">8:</td><td style="text-align: right;">10.2</td><td style="text-align: right;">↖</td></tr> <tr><td style="text-align: right;">9:</td><td style="text-align: right;">10.1</td><td style="text-align: right;">↖</td></tr> <tr><td style="text-align: right;">10:</td><td style="text-align: right;">*10.6</td><td style="text-align: right;">↖</td></tr> <tr style="border-top: 1px solid black;"><td colspan="2">Serie</td><td style="text-align: right;">96.0</td></tr> <tr><td colspan="2">Total</td><td style="text-align: right;">0.0</td></tr> </table>	1:	10.2	↗	2:	9.6	↗	3:	*10.8	↖	4:	9.9	→	5:	9.5	↖	6:	10.1	↗	7:	9.9	↖	8:	10.2	↖	9:	10.1	↖	10:	*10.6	↖	Serie		96.0	Total		0.0
1:	10.2	↗																																			
2:	9.6	↗																																			
3:	*10.8	↖																																			
4:	9.9	→																																			
5:	9.5	↖																																			
6:	10.1	↗																																			
7:	9.9	↖																																			
8:	10.2	↖																																			
9:	10.1	↖																																			
10:	*10.6	↖																																			
Serie		96.0																																			
Total		0.0																																			

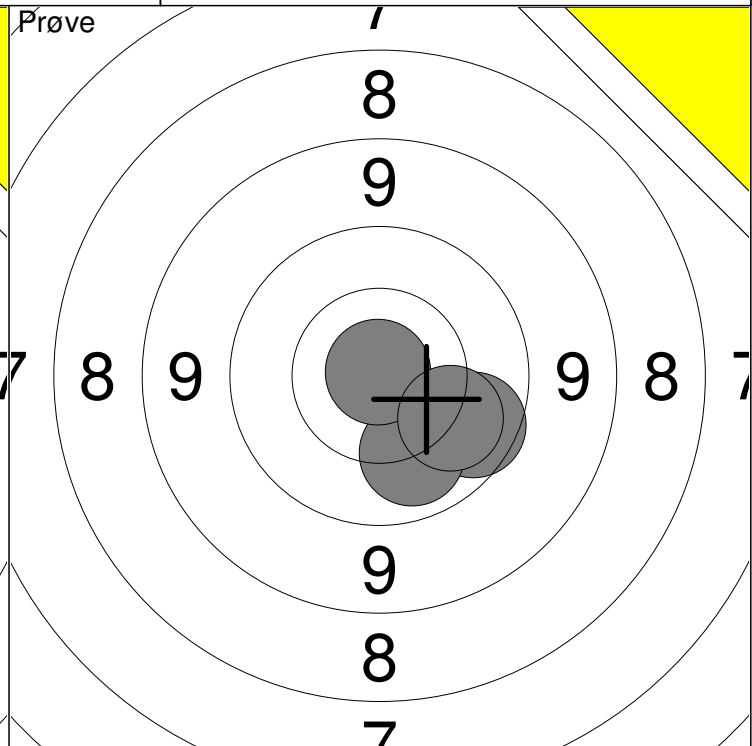
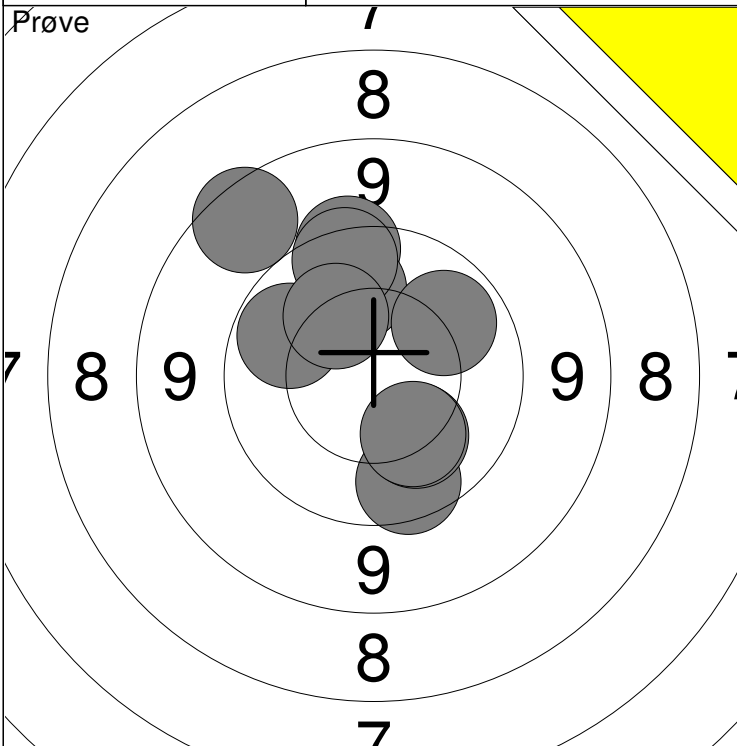
<p>20 Skud</p>	<table style="width:100%; border-collapse: collapse;"> <tr><td style="text-align: right;">1:</td><td style="text-align: right;">10.3</td><td style="text-align: right;">↗</td></tr> <tr><td style="text-align: right;">2:</td><td style="text-align: right;">10.1</td><td style="text-align: right;">→</td></tr> <tr><td style="text-align: right;">3:</td><td style="text-align: right;">9.9</td><td style="text-align: right;">↖</td></tr> <tr><td style="text-align: right;">4:</td><td style="text-align: right;">10.0</td><td style="text-align: right;">↖</td></tr> <tr><td style="text-align: right;">5:</td><td style="text-align: right;">*10.7</td><td style="text-align: right;">↖</td></tr> <tr><td style="text-align: right;">6:</td><td style="text-align: right;">10.4</td><td style="text-align: right;">↖</td></tr> <tr><td style="text-align: right;">7:</td><td style="text-align: right;">*10.6</td><td style="text-align: right;">↗</td></tr> <tr><td style="text-align: right;">8:</td><td style="text-align: right;">10.4</td><td style="text-align: right;">↗</td></tr> <tr><td style="text-align: right;">9:</td><td style="text-align: right;">10.3</td><td style="text-align: right;">↖</td></tr> <tr><td style="text-align: right;">10:</td><td style="text-align: right;">10.2</td><td style="text-align: right;">↖</td></tr> <tr style="border-top: 1px solid black;"><td colspan="2">Serie</td><td style="text-align: right;">99.0</td></tr> <tr><td colspan="2">Total</td><td style="text-align: right;">99.0</td></tr> </table>	1:	10.3	↗	2:	10.1	→	3:	9.9	↖	4:	10.0	↖	5:	*10.7	↖	6:	10.4	↖	7:	*10.6	↗	8:	10.4	↗	9:	10.3	↖	10:	10.2	↖	Serie		99.0	Total		99.0
1:	10.3	↗																																			
2:	10.1	→																																			
3:	9.9	↖																																			
4:	10.0	↖																																			
5:	*10.7	↖																																			
6:	10.4	↖																																			
7:	*10.6	↗																																			
8:	10.4	↗																																			
9:	10.3	↖																																			
10:	10.2	↖																																			
Serie		99.0																																			
Total		99.0																																			

<p>20 Skud</p>	<table style="width:100%; border-collapse: collapse;"> <tr><td style="text-align: right;">11:</td><td style="text-align: right;">9.4</td><td style="text-align: right;">↖</td></tr> <tr><td style="text-align: right;">12:</td><td style="text-align: right;">*10.9</td><td style="text-align: right;">↗</td></tr> <tr><td style="text-align: right;">13:</td><td style="text-align: right;">9.7</td><td style="text-align: right;">↗</td></tr> <tr><td style="text-align: right;">14:</td><td style="text-align: right;">9.8</td><td style="text-align: right;">↖</td></tr> <tr><td style="text-align: right;">15:</td><td style="text-align: right;">10.2</td><td style="text-align: right;">↖</td></tr> <tr><td style="text-align: right;">16:</td><td style="text-align: right;">*10.8</td><td style="text-align: right;">↖</td></tr> <tr><td style="text-align: right;">17:</td><td style="text-align: right;">*10.5</td><td style="text-align: right;">↖</td></tr> <tr><td style="text-align: right;">18:</td><td style="text-align: right;">9.8</td><td style="text-align: right;">↗</td></tr> <tr><td style="text-align: right;">19:</td><td style="text-align: right;">9.6</td><td style="text-align: right;">↖</td></tr> <tr><td style="text-align: right;">20:</td><td style="text-align: right;">10.4</td><td style="text-align: right;">↖</td></tr> <tr style="border-top: 1px solid black;"><td colspan="2">Serie</td><td style="text-align: right;">95.0</td></tr> <tr><td colspan="2">Total</td><td style="text-align: right;">194.0</td></tr> </table>	11:	9.4	↖	12:	*10.9	↗	13:	9.7	↗	14:	9.8	↖	15:	10.2	↖	16:	*10.8	↖	17:	*10.5	↖	18:	9.8	↗	19:	9.6	↖	20:	10.4	↖	Serie		95.0	Total		194.0
11:	9.4	↖																																			
12:	*10.9	↗																																			
13:	9.7	↗																																			
14:	9.8	↖																																			
15:	10.2	↖																																			
16:	*10.8	↖																																			
17:	*10.5	↖																																			
18:	9.8	↗																																			
19:	9.6	↖																																			
20:	10.4	↖																																			
Serie		95.0																																			
Total		194.0																																			

<p>Prøve</p> 	<table style="width:100%; border-collapse: collapse;"> <tr><td style="width:10%;">1:</td><td style="width:15%;">9.4</td><td style="width:10%; text-align: center;">↓</td></tr> <tr><td>2:</td><td>10.0</td><td style="text-align: center;">↓</td></tr> <tr><td>3:</td><td>10.3</td><td style="text-align: center;">↘</td></tr> <tr><td>4:</td><td>*10.6</td><td style="text-align: center;">←</td></tr> <tr><td>5:</td><td>*10.6</td><td style="text-align: center;">↓</td></tr> </table> <table border="1" style="width:100%; border-collapse: collapse; margin-top: 5px;"> <tr> <td style="width:80%;">Serie</td> <td style="text-align: right;">49.0</td> </tr> <tr> <td>Total</td> <td style="text-align: right;">0.0</td> </tr> </table>	1:	9.4	↓	2:	10.0	↓	3:	10.3	↘	4:	*10.6	←	5:	*10.6	↓	Serie	49.0	Total	0.0
1:	9.4	↓																		
2:	10.0	↓																		
3:	10.3	↘																		
4:	*10.6	←																		
5:	*10.6	↓																		
Serie	49.0																			
Total	0.0																			

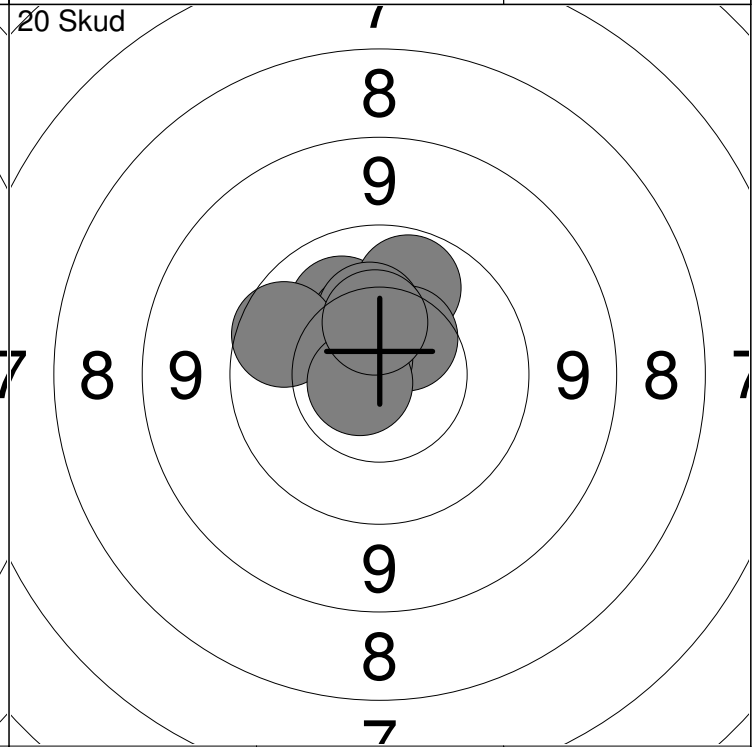
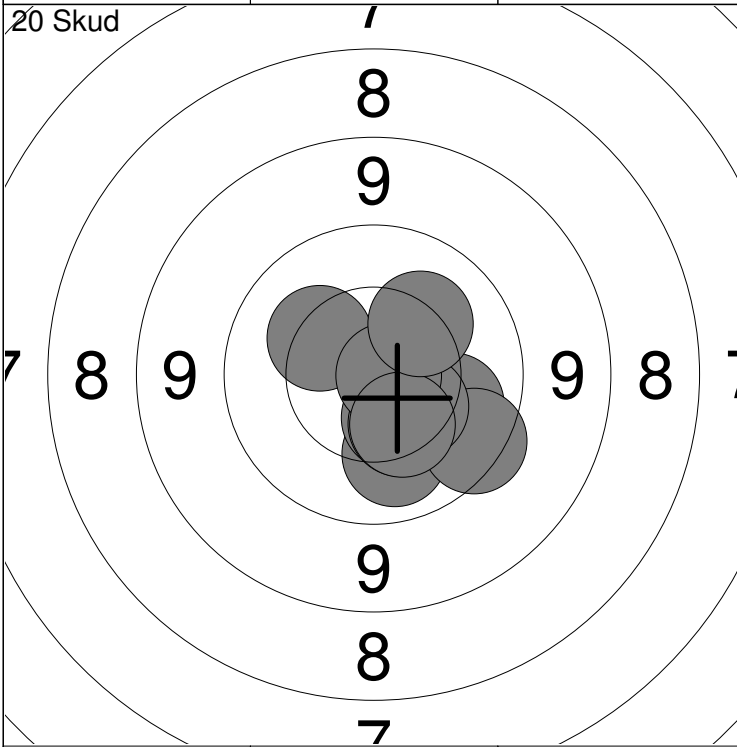
<p>20 Skud</p> 	<table style="width:100%; border-collapse: collapse;"> <tr><td style="width:10%;">1:</td><td style="width:15%;">*10.6</td><td style="width:10%; text-align: center;">↗</td></tr> <tr><td>2:</td><td>10.0</td><td style="text-align: center;">↗</td></tr> <tr><td>3:</td><td>*10.7</td><td style="text-align: center;">↗</td></tr> <tr><td>4:</td><td>10.0</td><td style="text-align: center;">↗</td></tr> <tr><td>5:</td><td>10.4</td><td style="text-align: center;">↗</td></tr> <tr><td>6:</td><td>*10.7</td><td style="text-align: center;">↘</td></tr> <tr><td>7:</td><td>*10.6</td><td style="text-align: center;">↗</td></tr> <tr><td>8:</td><td>10.3</td><td style="text-align: center;">←</td></tr> <tr><td>9:</td><td>10.3</td><td style="text-align: center;">↘</td></tr> <tr><td>10:</td><td>10.2</td><td style="text-align: center;">↗</td></tr> </table> <table border="1" style="width:100%; border-collapse: collapse; margin-top: 5px;"> <tr> <td style="width:80%;">Serie</td> <td style="text-align: right;">100.0</td> </tr> <tr> <td>Total</td> <td style="text-align: right;">100.0</td> </tr> </table>	1:	*10.6	↗	2:	10.0	↗	3:	*10.7	↗	4:	10.0	↗	5:	10.4	↗	6:	*10.7	↘	7:	*10.6	↗	8:	10.3	←	9:	10.3	↘	10:	10.2	↗	Serie	100.0	Total	100.0
1:	*10.6	↗																																	
2:	10.0	↗																																	
3:	*10.7	↗																																	
4:	10.0	↗																																	
5:	10.4	↗																																	
6:	*10.7	↘																																	
7:	*10.6	↗																																	
8:	10.3	←																																	
9:	10.3	↘																																	
10:	10.2	↗																																	
Serie	100.0																																		
Total	100.0																																		

<p>20 Skud</p> 	<table style="width:100%; border-collapse: collapse;"> <tr><td style="width:10%;">11:</td><td style="width:15%;">10.4</td><td style="width:10%; text-align: center;">↑</td></tr> <tr><td>12:</td><td>10.3</td><td style="text-align: center;">↑</td></tr> <tr><td>13:</td><td>10.1</td><td style="text-align: center;">↖</td></tr> <tr><td>14:</td><td>10.5</td><td style="text-align: center;">↓</td></tr> <tr><td>15:</td><td>10.3</td><td style="text-align: center;">↑</td></tr> <tr><td>16:</td><td>*10.8</td><td style="text-align: center;">↖</td></tr> <tr><td>17:</td><td>*10.6</td><td style="text-align: center;">↑</td></tr> <tr><td>18:</td><td>10.4</td><td style="text-align: center;">↑</td></tr> <tr><td>19:</td><td>10.5</td><td style="text-align: center;">↖</td></tr> <tr><td>20:</td><td>*10.5</td><td style="text-align: center;">↓</td></tr> </table> <table border="1" style="width:100%; border-collapse: collapse; margin-top: 5px;"> <tr> <td style="width:80%;">Serie</td> <td style="text-align: right;">100.0</td> </tr> <tr> <td>Total</td> <td style="text-align: right;">200.0</td> </tr> </table>	11:	10.4	↑	12:	10.3	↑	13:	10.1	↖	14:	10.5	↓	15:	10.3	↑	16:	*10.8	↖	17:	*10.6	↑	18:	10.4	↑	19:	10.5	↖	20:	*10.5	↓	Serie	100.0	Total	200.0
11:	10.4	↑																																	
12:	10.3	↑																																	
13:	10.1	↖																																	
14:	10.5	↓																																	
15:	10.3	↑																																	
16:	*10.8	↖																																	
17:	*10.6	↑																																	
18:	10.4	↑																																	
19:	10.5	↖																																	
20:	*10.5	↓																																	
Serie	100.0																																		
Total	200.0																																		



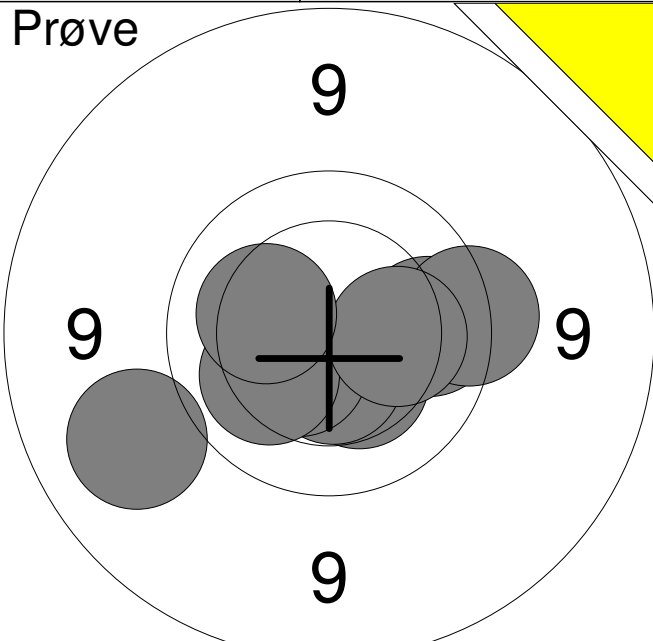
1: 9.6 ↑	6: 10.2 ↓	Serie	95.0
2: 8.8 ↗	7: 10.0 ↗		
3: 10.0 ↑	8: 9.7 ↑	Total	0.0
4: 9.8 ↓	9: 10.0 ↗		
5: 10.2 ↓	10: 10.2 ↗		

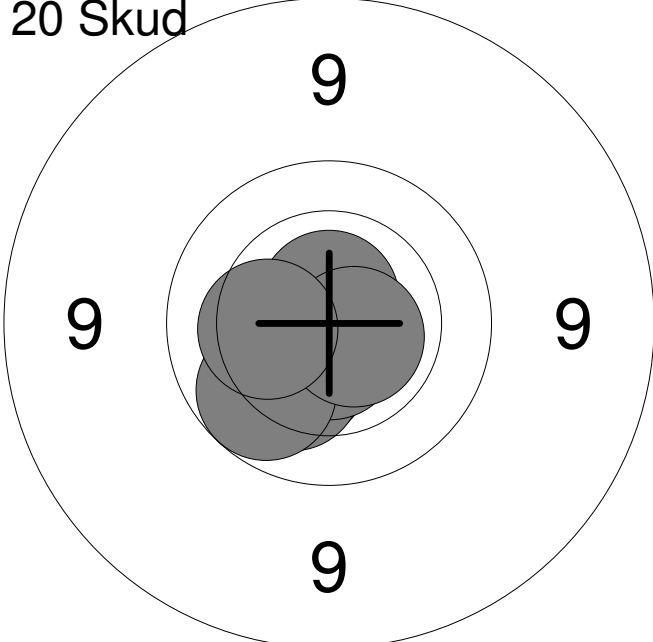
11: 9.8 ↓	Serie	39.0
12: 10.1 ↓		
13: *10.9 ↑	Total	0.0
14: 10.1 ↓		

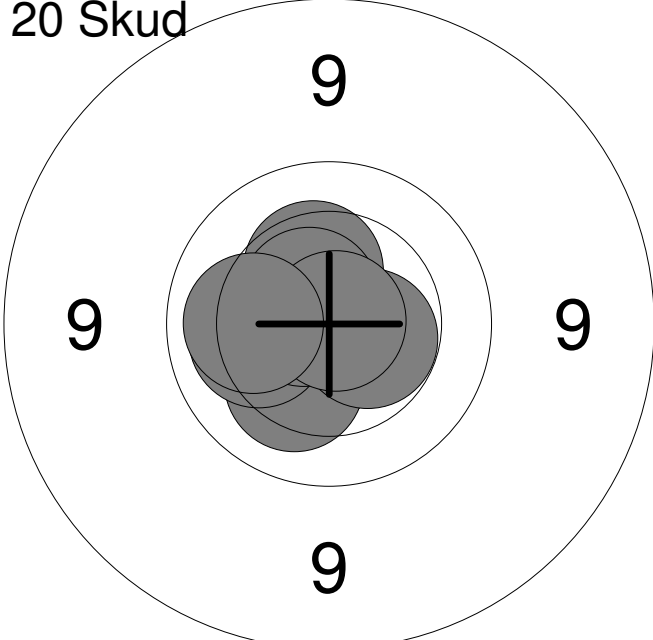


1: 10.1 ↓	6: 10.3 ↗	Serie	99.0
2: 10.1 ↓	7: 10.4 ↓		
3: 10.5 ↓	8: *10.8 →	Total	99.0
4: 9.7 ↓	9: 10.4 ↓		
5: 10.4 ↓	10: 10.2 ↗		

11: 10.6 ↑	Serie	99.0
12: 10.2 ↗		
13: 10.0 ↑	Total	198.0
14: 10.4 ↑		
15: 10.5 ↗	16: *10.7 ↗	
	17: 10.3 ↑	
	18: 9.9 ↗	
	19: *10.7 ←	
	20: 10.4 ↑	

<p>Prøve</p> 	<table style="width:100%; border-collapse: collapse;"> <tr><td style="width:10%;">1:</td><td style="width:15%;">9.2</td><td style="width:10%; text-align: right;">←</td></tr> <tr><td>2:</td><td>10.4</td><td style="text-align: right;">↓</td></tr> <tr><td>3:</td><td>*10.5</td><td style="text-align: right;">↓</td></tr> <tr><td>4:</td><td>9.9</td><td style="text-align: right;">→</td></tr> <tr><td>5:</td><td>9.7</td><td style="text-align: right;">→</td></tr> <tr><td>6:</td><td>10.5</td><td style="text-align: right;">↙</td></tr> <tr><td>7:</td><td>10.2</td><td style="text-align: right;">↙</td></tr> <tr><td>8:</td><td>10.2</td><td style="text-align: right;">→</td></tr> <tr><td>9:</td><td>10.2</td><td style="text-align: right;">↑</td></tr> <tr><td colspan="2">Serie</td><td style="text-align: right;">87.0</td></tr> <tr><td colspan="2">Total</td><td style="text-align: right;">0.0</td></tr> </table>	1:	9.2	←	2:	10.4	↓	3:	*10.5	↓	4:	9.9	→	5:	9.7	→	6:	10.5	↙	7:	10.2	↙	8:	10.2	→	9:	10.2	↑	Serie		87.0	Total		0.0
1:	9.2	←																																
2:	10.4	↓																																
3:	*10.5	↓																																
4:	9.9	→																																
5:	9.7	→																																
6:	10.5	↙																																
7:	10.2	↙																																
8:	10.2	→																																
9:	10.2	↑																																
Serie		87.0																																
Total		0.0																																

<p>20 Skud</p> 	<table style="width:100%; border-collapse: collapse;"> <tr><td style="width:10%;">1:</td><td style="width:15%;">*10.7</td><td style="width:10%; text-align: right;">↓</td></tr> <tr><td>2:</td><td>10.3</td><td style="text-align: right;">↙</td></tr> <tr><td>3:</td><td>10.2</td><td style="text-align: right;">↙</td></tr> <tr><td>4:</td><td>*10.9</td><td style="text-align: right;">↓</td></tr> <tr><td>5:</td><td>*10.7</td><td style="text-align: right;">↓</td></tr> <tr><td>6:</td><td>*10.8</td><td style="text-align: right;">↑</td></tr> <tr><td>7:</td><td>*10.7</td><td style="text-align: right;">↑</td></tr> <tr><td>8:</td><td>10.0</td><td style="text-align: right;">↙</td></tr> <tr><td>9:</td><td>*10.6</td><td style="text-align: right;">↘</td></tr> <tr><td>10:</td><td>10.3</td><td style="text-align: right;">←</td></tr> <tr><td colspan="2">Serie</td><td style="text-align: right;">100.0</td></tr> <tr><td colspan="2">Total</td><td style="text-align: right;">100.0</td></tr> </table>	1:	*10.7	↓	2:	10.3	↙	3:	10.2	↙	4:	*10.9	↓	5:	*10.7	↓	6:	*10.8	↑	7:	*10.7	↑	8:	10.0	↙	9:	*10.6	↘	10:	10.3	←	Serie		100.0	Total		100.0
1:	*10.7	↓																																			
2:	10.3	↙																																			
3:	10.2	↙																																			
4:	*10.9	↓																																			
5:	*10.7	↓																																			
6:	*10.8	↑																																			
7:	*10.7	↑																																			
8:	10.0	↙																																			
9:	*10.6	↘																																			
10:	10.3	←																																			
Serie		100.0																																			
Total		100.0																																			

<p>20 Skud</p> 	<table style="width:100%; border-collapse: collapse;"> <tr><td style="width:10%;">11:</td><td style="width:15%;">10.4</td><td style="width:10%; text-align: right;">↙</td></tr> <tr><td>12:</td><td>*10.8</td><td style="text-align: right;">↙</td></tr> <tr><td>13:</td><td>10.2</td><td style="text-align: right;">↙</td></tr> <tr><td>14:</td><td>*10.5</td><td style="text-align: right;">→</td></tr> <tr><td>15:</td><td>10.2</td><td style="text-align: right;">←</td></tr> <tr><td>16:</td><td>10.4</td><td style="text-align: right;">↑</td></tr> <tr><td>17:</td><td>*10.7</td><td style="text-align: right;">↙</td></tr> <tr><td>18:</td><td>*10.6</td><td style="text-align: right;">↗</td></tr> <tr><td>19:</td><td>*10.9</td><td style="text-align: right;">→</td></tr> <tr><td>20:</td><td>10.1</td><td style="text-align: right;">←</td></tr> <tr><td colspan="2">Serie</td><td style="text-align: right;">100.0</td></tr> <tr><td colspan="2">Total</td><td style="text-align: right;">200.0</td></tr> </table>	11:	10.4	↙	12:	*10.8	↙	13:	10.2	↙	14:	*10.5	→	15:	10.2	←	16:	10.4	↑	17:	*10.7	↙	18:	*10.6	↗	19:	*10.9	→	20:	10.1	←	Serie		100.0	Total		200.0
11:	10.4	↙																																			
12:	*10.8	↙																																			
13:	10.2	↙																																			
14:	*10.5	→																																			
15:	10.2	←																																			
16:	10.4	↑																																			
17:	*10.7	↙																																			
18:	*10.6	↗																																			
19:	*10.9	→																																			
20:	10.1	←																																			
Serie		100.0																																			
Total		200.0																																			

<p>Prøve</p>	<table style="width:100%; border-collapse: collapse;"> <tr><td style="width:10%;">1:</td><td style="width:15%;">*10.5</td><td style="width:10%; text-align: right;">↙</td></tr> <tr><td>2:</td><td>9.3</td><td style="text-align: right;">↘</td></tr> <tr><td>3:</td><td>10.2</td><td style="text-align: right;">←</td></tr> <tr><td>4:</td><td>10.3</td><td style="text-align: right;">↘</td></tr> <tr><td>5:</td><td>10.3</td><td style="text-align: right;">↑</td></tr> <tr><td>6:</td><td>*10.8</td><td style="text-align: right;">↗</td></tr> <tr><td>7:</td><td>*10.5</td><td style="text-align: right;">→</td></tr> </table>	1:	*10.5	↙	2:	9.3	↘	3:	10.2	←	4:	10.3	↘	5:	10.3	↑	6:	*10.8	↗	7:	*10.5	→
1:	*10.5	↙																				
2:	9.3	↘																				
3:	10.2	←																				
4:	10.3	↘																				
5:	10.3	↑																				
6:	*10.8	↗																				
7:	*10.5	→																				
<table style="width:100%; border-collapse: collapse;"> <tr> <td style="width:10%; text-align: right;">Serie</td> <td style="width:80%;"></td> <td style="width:10%; text-align: right;">69.0</td> </tr> <tr> <td style="text-align: right;">Total</td> <td></td> <td style="text-align: right;">0.0</td> </tr> </table>		Serie		69.0	Total		0.0															
Serie		69.0																				
Total		0.0																				

<p>20 Skud</p>	<table style="width:100%; border-collapse: collapse;"> <tr><td style="width:10%;">1:</td><td style="width:15%;">10.4</td><td style="width:10%; text-align: right;">↗</td></tr> <tr><td>2:</td><td>9.8</td><td style="text-align: right;">↑</td></tr> <tr><td>3:</td><td>10.2</td><td style="text-align: right;">↗</td></tr> <tr><td>4:</td><td>9.9</td><td style="text-align: right;">↗</td></tr> <tr><td>5:</td><td>10.1</td><td style="text-align: right;">→</td></tr> <tr><td>6:</td><td>10.1</td><td style="text-align: right;">↘</td></tr> <tr><td>7:</td><td>9.9</td><td style="text-align: right;">→</td></tr> <tr><td>8:</td><td>*10.6</td><td style="text-align: right;">↗</td></tr> <tr><td>9:</td><td>10.1</td><td style="text-align: right;">↗</td></tr> <tr><td>10:</td><td>*10.6</td><td style="text-align: right;">↙</td></tr> </table>	1:	10.4	↗	2:	9.8	↑	3:	10.2	↗	4:	9.9	↗	5:	10.1	→	6:	10.1	↘	7:	9.9	→	8:	*10.6	↗	9:	10.1	↗	10:	*10.6	↙
1:	10.4	↗																													
2:	9.8	↑																													
3:	10.2	↗																													
4:	9.9	↗																													
5:	10.1	→																													
6:	10.1	↘																													
7:	9.9	→																													
8:	*10.6	↗																													
9:	10.1	↗																													
10:	*10.6	↙																													
<table style="width:100%; border-collapse: collapse;"> <tr> <td style="width:10%; text-align: right;">Serie</td> <td style="width:80%;"></td> <td style="width:10%; text-align: right;">97.0</td> </tr> <tr> <td style="text-align: right;">Total</td> <td></td> <td style="text-align: right;">97.0</td> </tr> </table>		Serie		97.0	Total		97.0																								
Serie		97.0																													
Total		97.0																													

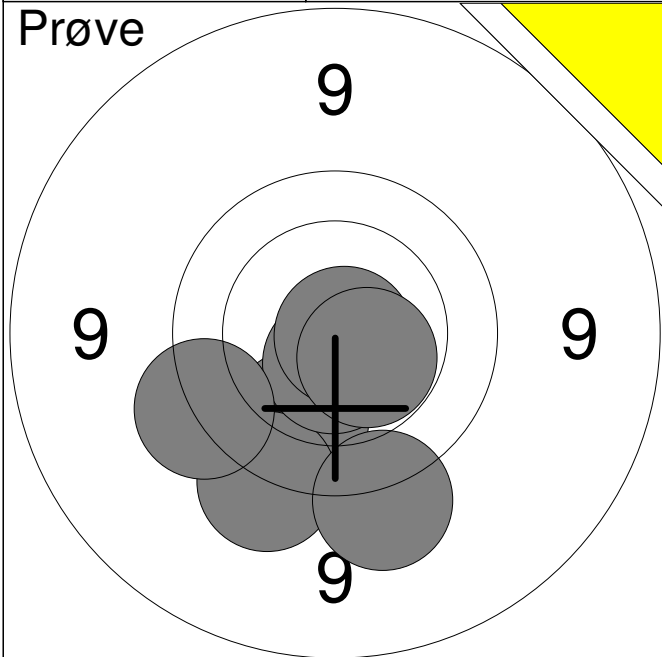
<p>20 Skud</p>	<table style="width:100%; border-collapse: collapse;"> <tr><td style="width:10%;">11:</td><td style="width:15%;">10.1</td><td style="width:10%; text-align: right;">↑</td></tr> <tr><td>12:</td><td>10.4</td><td style="text-align: right;">↗</td></tr> <tr><td>13:</td><td>*10.5</td><td style="text-align: right;">↘</td></tr> <tr><td>14:</td><td>*10.8</td><td style="text-align: right;">↘</td></tr> <tr><td>15:</td><td>*10.7</td><td style="text-align: right;">↗</td></tr> <tr><td>16:</td><td>10.4</td><td style="text-align: right;">→</td></tr> <tr><td>17:</td><td>*10.6</td><td style="text-align: right;">↘</td></tr> <tr><td>18:</td><td>*10.5</td><td style="text-align: right;">→</td></tr> <tr><td>19:</td><td>10.3</td><td style="text-align: right;">↑</td></tr> <tr><td>20:</td><td>10.4</td><td style="text-align: right;">↗</td></tr> </table>	11:	10.1	↑	12:	10.4	↗	13:	*10.5	↘	14:	*10.8	↘	15:	*10.7	↗	16:	10.4	→	17:	*10.6	↘	18:	*10.5	→	19:	10.3	↑	20:	10.4	↗
11:	10.1	↑																													
12:	10.4	↗																													
13:	*10.5	↘																													
14:	*10.8	↘																													
15:	*10.7	↗																													
16:	10.4	→																													
17:	*10.6	↘																													
18:	*10.5	→																													
19:	10.3	↑																													
20:	10.4	↗																													
<table style="width:100%; border-collapse: collapse;"> <tr> <td style="width:10%; text-align: right;">Serie</td> <td style="width:80%;"></td> <td style="width:10%; text-align: right;">100.0</td> </tr> <tr> <td style="text-align: right;">Total</td> <td></td> <td style="text-align: right;">197.0</td> </tr> </table>		Serie		100.0	Total		197.0																								
Serie		100.0																													
Total		197.0																													

Hold
21Skive
6**Oliver Munk**

Vester Hassing Skf.

BK2

Prøve

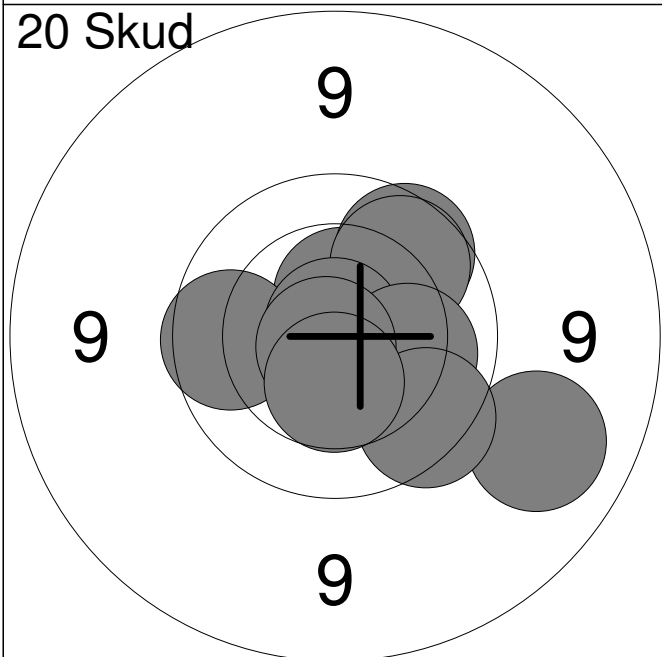


1:	9.9	↙
2:	9.5	↙
3:	9.5	↙
4:	*10.6	↙
5:	9.6	↖
6:	*10.8	→
7:	*10.5	↘

Serie 66.0

Total 0.0

20 Skud

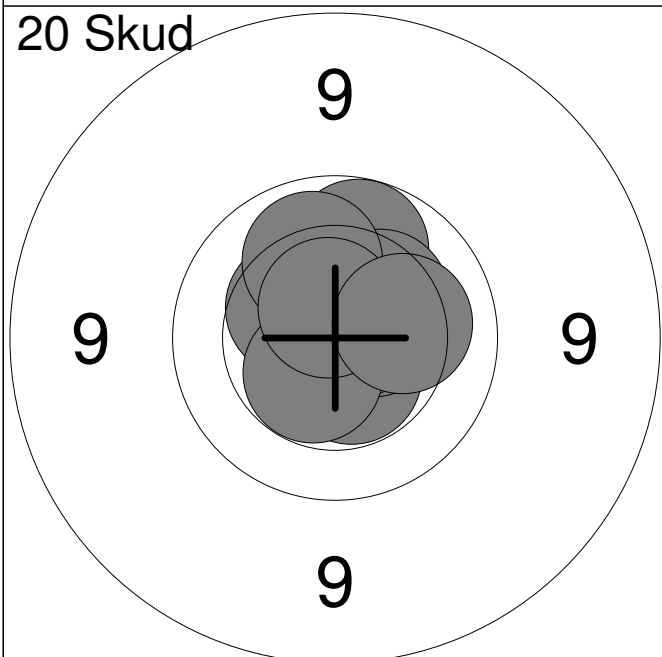


1:	*10.5	↑
2:	9.1	→
3:	9.9	←
4:	9.9	↗
5:	9.9	↗
6:	*10.9	↑
7:	10.1	→
8:	*10.8	↙
9:	9.8	↘
10:	10.4	↓

Serie 95.0

Total 95.0

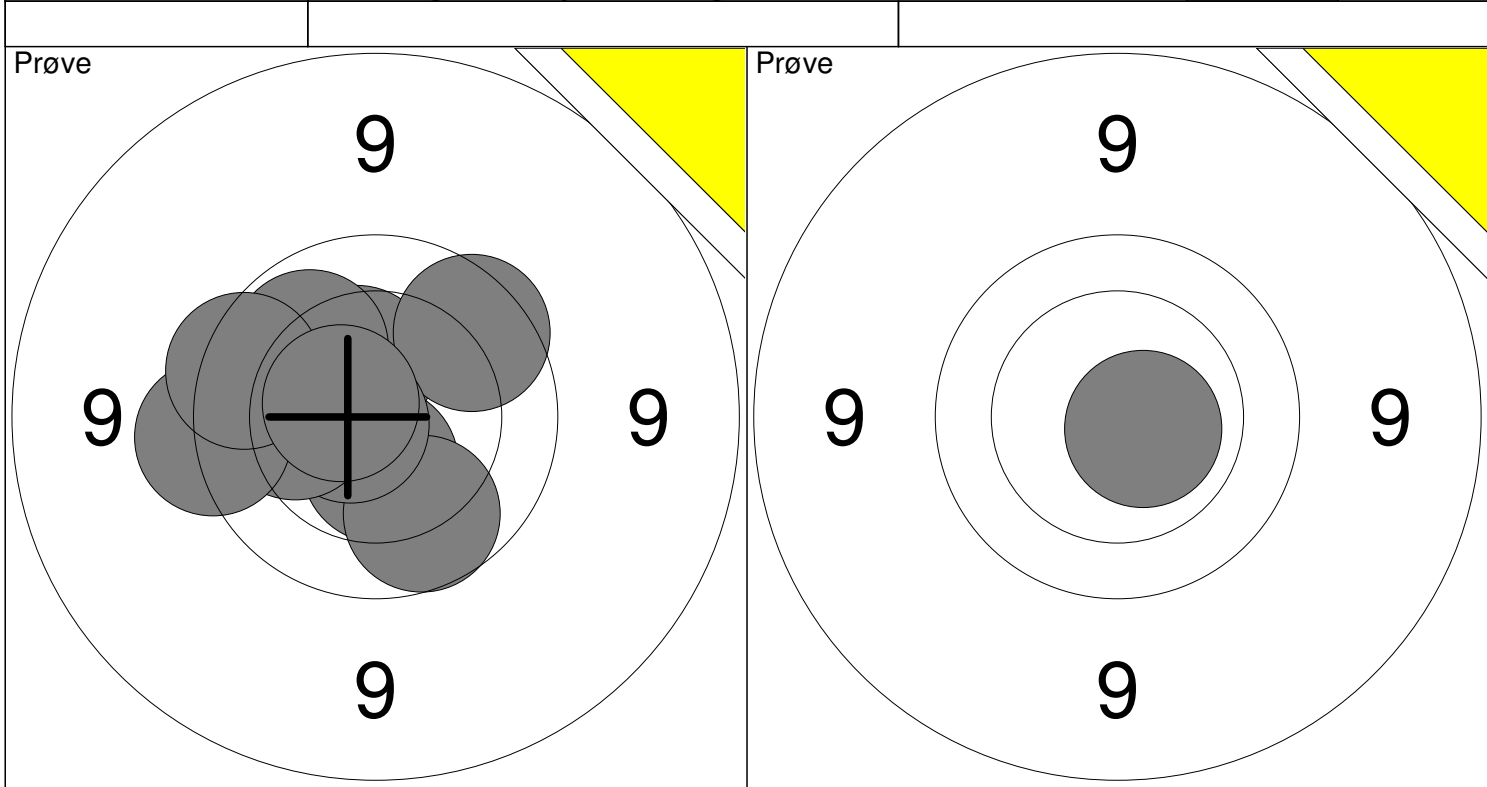
20 Skud



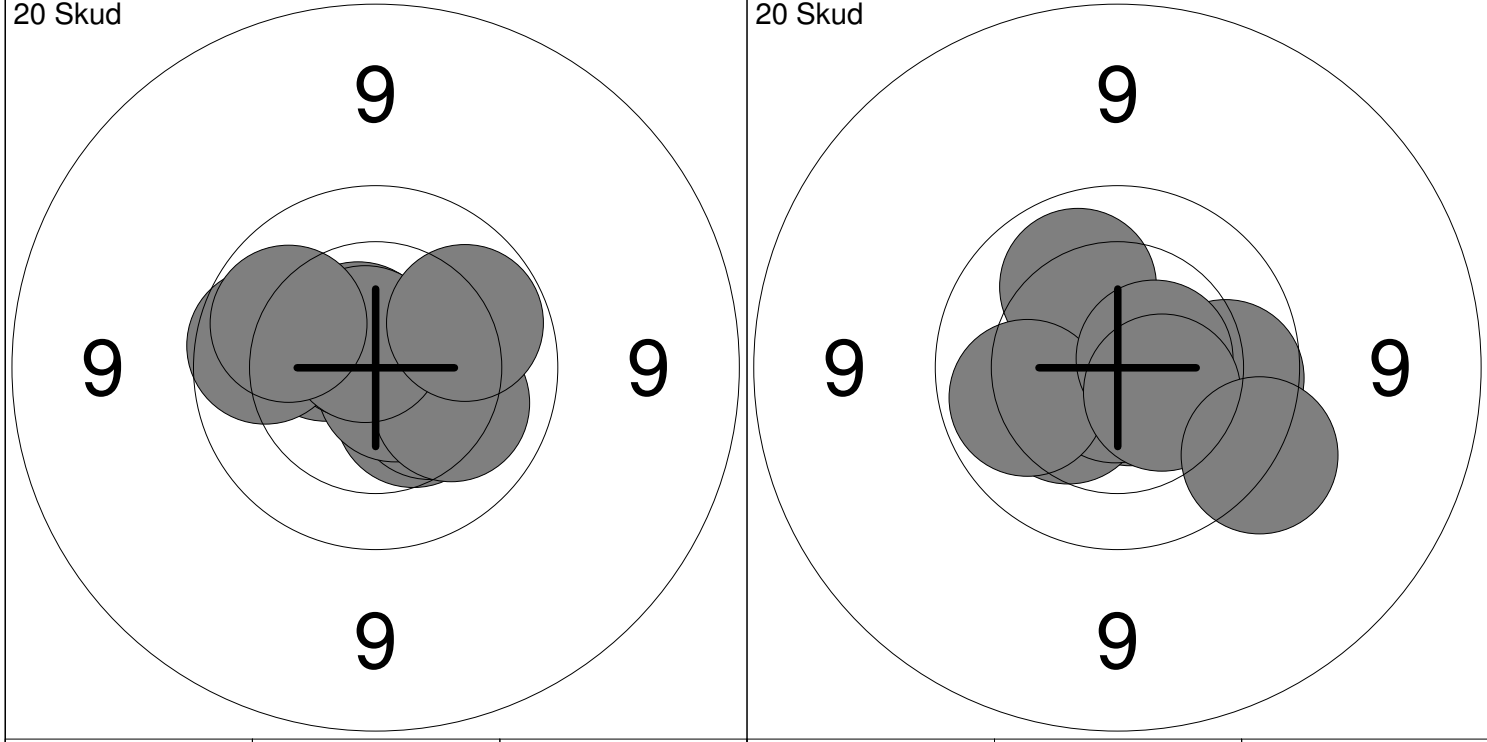
11:	10.0	↑
12:	*10.5	↘
13:	10.3	↗
14:	*10.5	→
15:	10.4	↖
16:	*10.7	↗
17:	*10.5	↙
18:	10.1	↑
19:	*10.6	↑
20:	10.2	→

Serie 100.0

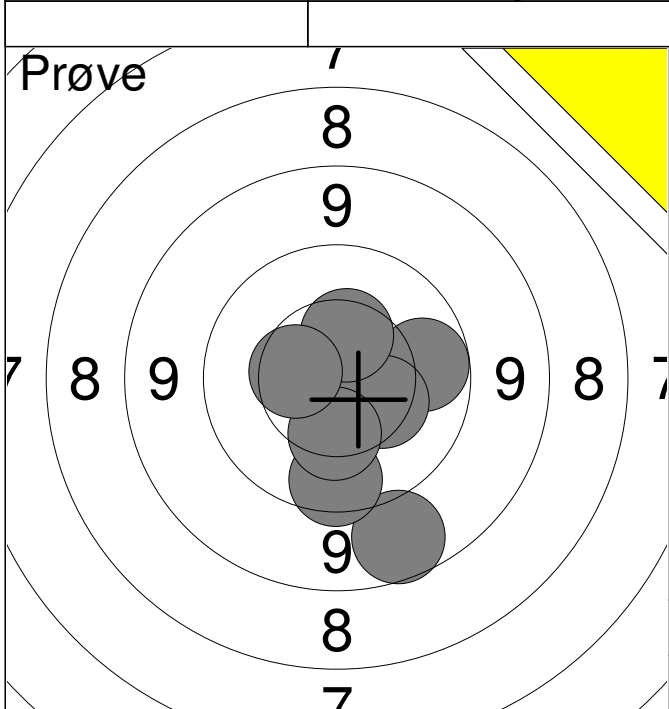
Total 195.0



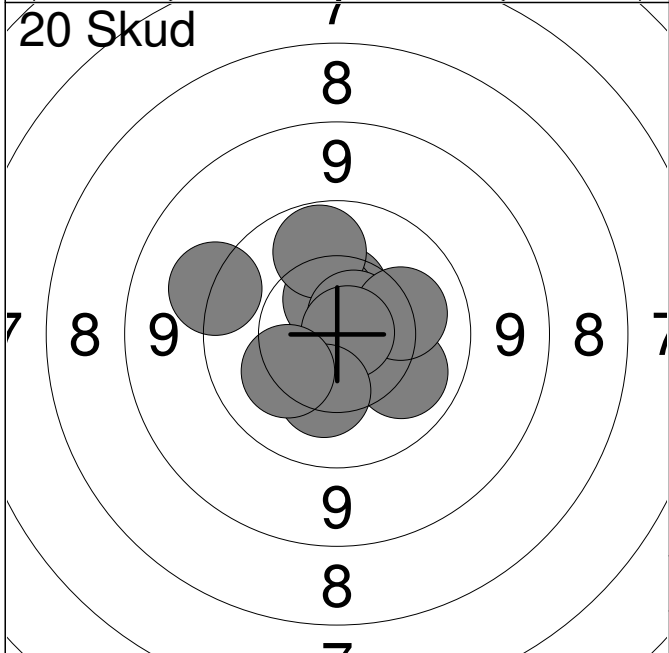
1: 10.5 ↓	6: 10.0 ↗	Serie	96.0		Serie	10.0
2: 9.9 ↓	7: 10.2 ←					
3: 10.4 ↗	8: 9.6 ←	Total	0.0		Total	0.0
4: 9.8 ↗	9: 9.8 ←					
5: *10.7 ←	10: *10.6 ←					
					11: *10.7 ↗	



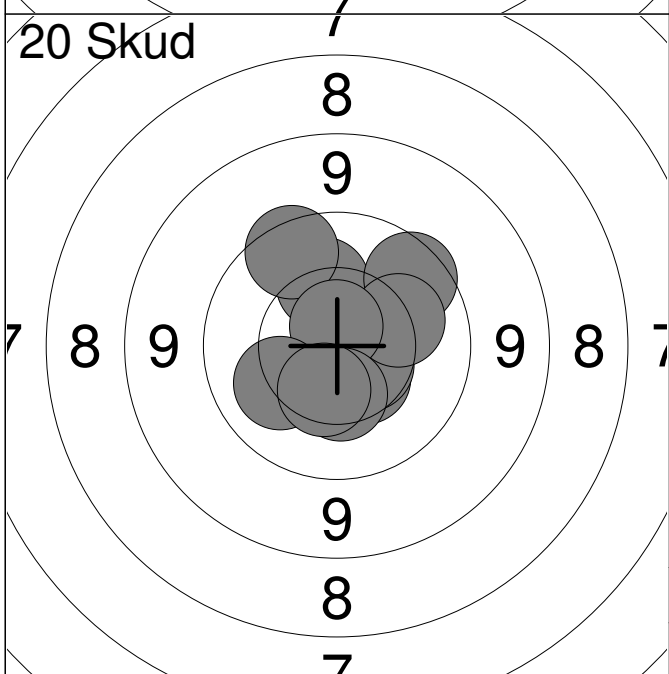
1: 10.4 ↗	6: 9.9 ←	Serie	99.0		11: *10.7 ↓	16: 10.1 ↗	Serie	98.0
2: 10.4 ↓	7: 10.1 ↓				12: 10.4 ←	17: 10.0 ←		
3: 10.3 ↓	8: *10.7 ↗	Total	99.0		13: *10.8 ↓	18: *10.6 →	Total	197.0
4: *10.7 ↓	9: 10.0 ↗				14: *10.7 ↗	19: 10.5 ↓		
5: *10.6 ↗	10: 10.0 ↗				15: 9.9 →	20: 9.6 ↓		



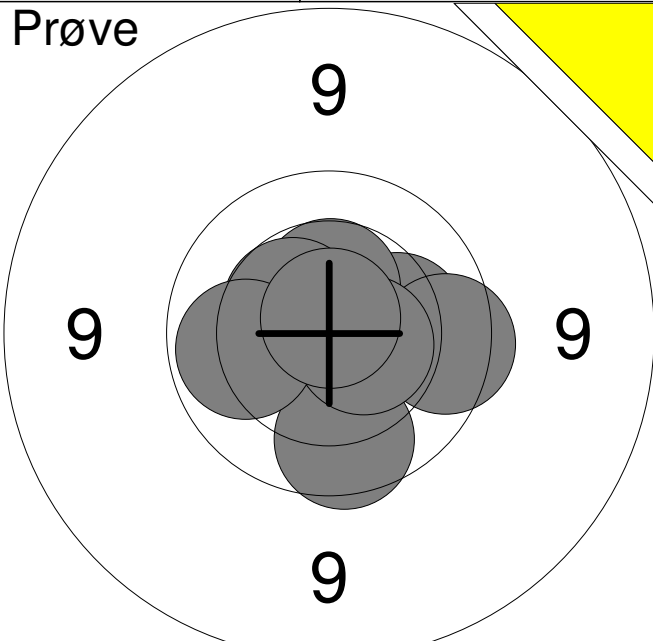
1:	8.9	↓
2:	9.8	↓
3:	9.9	→
4:	10.4	↘
5:	10.3	↓
6:	10.4	↑
7:	10.5	←
Serie		66.0
Total		0.0

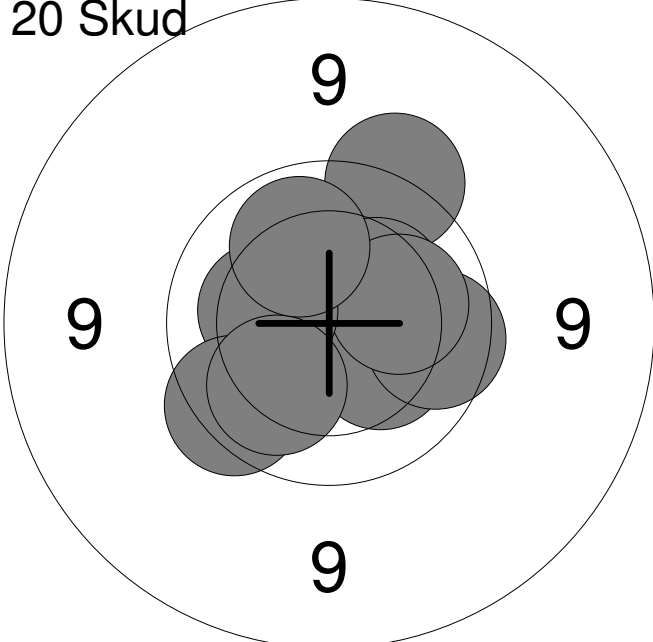


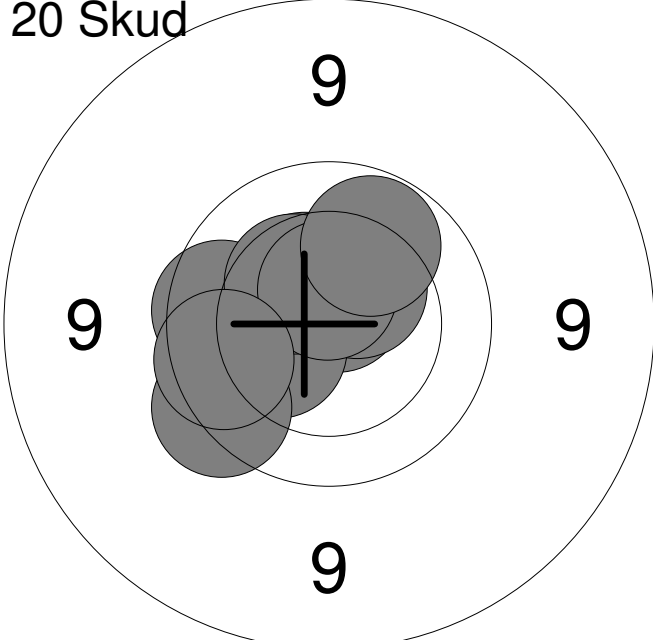
1:	10.5	↑
2:	10.5	↑
3:	10.0	↑
4:	10.1	↘
5:	*10.7	↗
6:	9.4	←
7:	10.2	→
8:	*10.8	→
9:	10.3	↓
10:	10.2	↙
Serie		99.0
Total		99.0



11:	10.5	↓
12:	10.2	↑
13:	10.5	↘
14:	9.8	↗
15:	10.2	→
16:	9.7	↑
17:	*10.7	↑
18:	10.2	↙
19:	10.4	↓
20:	10.4	↓
Serie		98.0
Total		197.0

<p>Prøve</p> 	<table style="width:100%; border-collapse: collapse;"> <tr><td>1:</td><td>10.2</td><td>→</td></tr> <tr><td>2:</td><td>9.9</td><td>↓</td></tr> <tr><td>3:</td><td>10.5</td><td>↑</td></tr> <tr><td>4:</td><td>10.5</td><td>↗</td></tr> <tr><td>5:</td><td>9.8</td><td>→</td></tr> <tr><td>6:</td><td>*10.6</td><td>→</td></tr> <tr><td>7:</td><td>10.0</td><td>←</td></tr> <tr><td>8:</td><td>*10.8</td><td>↑</td></tr> </table>	1:	10.2	→	2:	9.9	↓	3:	10.5	↑	4:	10.5	↗	5:	9.8	→	6:	*10.6	→	7:	10.0	←	8:	*10.8	↑
1:	10.2	→																							
2:	9.9	↓																							
3:	10.5	↑																							
4:	10.5	↗																							
5:	9.8	→																							
6:	*10.6	→																							
7:	10.0	←																							
8:	*10.8	↑																							
Serie 78.0																									
Total 0.0																									

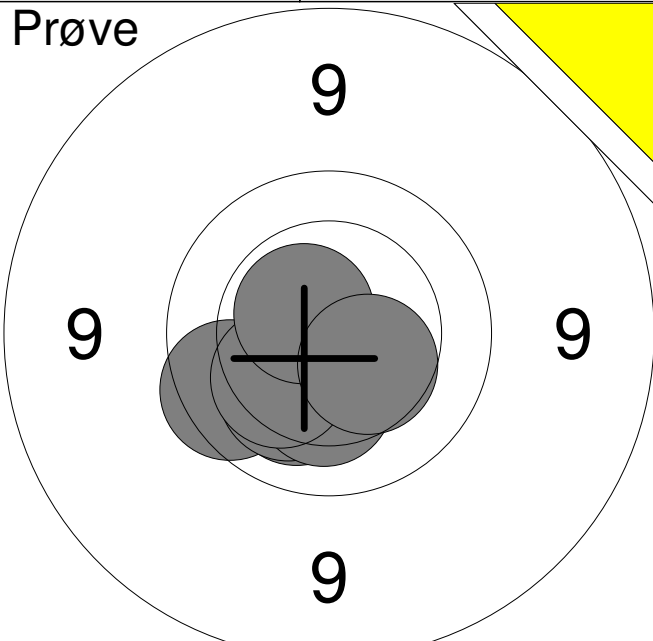
<p>20 Skud</p> 	<table style="width:100%; border-collapse: collapse;"> <tr><td>1:</td><td>9.6</td><td>↗</td></tr> <tr><td>2:</td><td>10.3</td><td>↗</td></tr> <tr><td>3:</td><td>*10.8</td><td>→</td></tr> <tr><td>4:</td><td>10.3</td><td>↘</td></tr> <tr><td>5:</td><td>9.9</td><td>→</td></tr> <tr><td>6:</td><td>10.2</td><td>→</td></tr> <tr><td>7:</td><td>10.3</td><td>←</td></tr> <tr><td>8:</td><td>9.7</td><td>↙</td></tr> <tr><td>9:</td><td>10.1</td><td>↙</td></tr> <tr><td>10:</td><td>10.1</td><td>↑</td></tr> </table>	1:	9.6	↗	2:	10.3	↗	3:	*10.8	→	4:	10.3	↘	5:	9.9	→	6:	10.2	→	7:	10.3	←	8:	9.7	↙	9:	10.1	↙	10:	10.1	↑
1:	9.6	↗																													
2:	10.3	↗																													
3:	*10.8	→																													
4:	10.3	↘																													
5:	9.9	→																													
6:	10.2	→																													
7:	10.3	←																													
8:	9.7	↙																													
9:	10.1	↙																													
10:	10.1	↑																													
Serie 97.0																															
Total 97.0																															

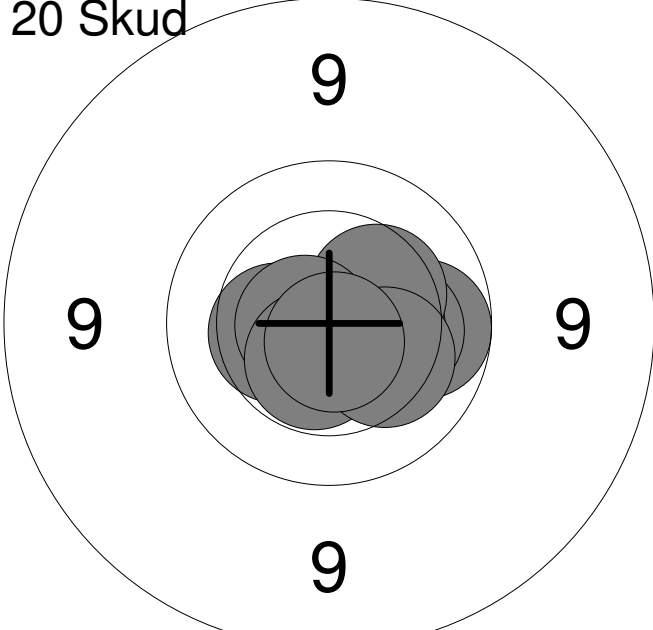
<p>20 Skud</p> 	<table style="width:100%; border-collapse: collapse;"> <tr><td>11:</td><td>10.4</td><td>↖</td></tr> <tr><td>12:</td><td>*10.7</td><td>↑</td></tr> <tr><td>13:</td><td>10.5</td><td>↗</td></tr> <tr><td>14:</td><td>9.9</td><td>←</td></tr> <tr><td>15:</td><td>10.3</td><td>↙</td></tr> <tr><td>16:</td><td>10.4</td><td>↖</td></tr> <tr><td>17:</td><td>9.7</td><td>↙</td></tr> <tr><td>18:</td><td>*10.6</td><td>↑</td></tr> <tr><td>19:</td><td>10.0</td><td>↗</td></tr> <tr><td>20:</td><td>9.8</td><td>←</td></tr> </table>	11:	10.4	↖	12:	*10.7	↑	13:	10.5	↗	14:	9.9	←	15:	10.3	↙	16:	10.4	↖	17:	9.7	↙	18:	*10.6	↑	19:	10.0	↗	20:	9.8	←
11:	10.4	↖																													
12:	*10.7	↑																													
13:	10.5	↗																													
14:	9.9	←																													
15:	10.3	↙																													
16:	10.4	↖																													
17:	9.7	↙																													
18:	*10.6	↑																													
19:	10.0	↗																													
20:	9.8	←																													
Serie 97.0																															
Total 194.0																															

<p>Prøve</p>	<table style="width:100%; border-collapse: collapse;"> <tr><td style="width:10%;">1:</td><td style="width:80%;">*10.8</td><td style="width:10%; text-align: right;">↖</td></tr> <tr><td>2:</td><td>9.4</td><td style="text-align: right;">→</td></tr> <tr><td>3:</td><td>9.6</td><td style="text-align: right;">↘</td></tr> <tr><td>4:</td><td>10.3</td><td style="text-align: right;">↖</td></tr> <tr><td>5:</td><td>10.0</td><td style="text-align: right;">↘</td></tr> </table>	1:	*10.8	↖	2:	9.4	→	3:	9.6	↘	4:	10.3	↖	5:	10.0	↘
1:	*10.8	↖														
2:	9.4	→														
3:	9.6	↘														
4:	10.3	↖														
5:	10.0	↘														
<table style="width:100%; border-collapse: collapse;"> <tr> <td style="width:10%;">Serie</td> <td style="width:80%;"></td> <td style="width:10%; text-align: right;">48.0</td> </tr> <tr> <td>Total</td> <td></td> <td style="text-align: right;">0.0</td> </tr> </table>		Serie		48.0	Total		0.0									
Serie		48.0														
Total		0.0														

<p>20 Skud</p>	<table style="width:100%; border-collapse: collapse;"> <tr><td style="width:10%;">1:</td><td style="width:80%;">9.0</td><td style="width:10%; text-align: right;">↘</td></tr> <tr><td>2:</td><td>*10.7</td><td style="text-align: right;">↘</td></tr> <tr><td>3:</td><td>10.0</td><td style="text-align: right;">↗</td></tr> <tr><td>4:</td><td>10.1</td><td style="text-align: right;">↘</td></tr> <tr><td>5:</td><td>9.8</td><td style="text-align: right;">↘</td></tr> <tr><td>6:</td><td>*10.8</td><td style="text-align: right;">↘</td></tr> <tr><td>7:</td><td>9.7</td><td style="text-align: right;">↖</td></tr> <tr><td>8:</td><td>10.4</td><td style="text-align: right;">↘</td></tr> <tr><td>9:</td><td>10.0</td><td style="text-align: right;">↖</td></tr> <tr><td>10:</td><td>8.9</td><td style="text-align: right;">↖</td></tr> </table>	1:	9.0	↘	2:	*10.7	↘	3:	10.0	↗	4:	10.1	↘	5:	9.8	↘	6:	*10.8	↘	7:	9.7	↖	8:	10.4	↘	9:	10.0	↖	10:	8.9	↖
1:	9.0	↘																													
2:	*10.7	↘																													
3:	10.0	↗																													
4:	10.1	↘																													
5:	9.8	↘																													
6:	*10.8	↘																													
7:	9.7	↖																													
8:	10.4	↘																													
9:	10.0	↖																													
10:	8.9	↖																													
<table style="width:100%; border-collapse: collapse;"> <tr> <td style="width:10%;">Serie</td> <td style="width:80%;"></td> <td style="width:10%; text-align: right;">95.0</td> </tr> <tr> <td>Total</td> <td></td> <td style="text-align: right;">95.0</td> </tr> </table>		Serie		95.0	Total		95.0																								
Serie		95.0																													
Total		95.0																													

<p>20 Skud</p>	<table style="width:100%; border-collapse: collapse;"> <tr><td style="width:10%;">11:</td><td style="width:80%;">10.2</td><td style="width:10%; text-align: right;">↘</td></tr> <tr><td>12:</td><td>10.1</td><td style="text-align: right;">↘</td></tr> <tr><td>13:</td><td>10.3</td><td style="text-align: right;">↗</td></tr> <tr><td>14:</td><td>9.9</td><td style="text-align: right;">↗</td></tr> <tr><td>15:</td><td>9.2</td><td style="text-align: right;">↘</td></tr> <tr><td>16:</td><td>10.0</td><td style="text-align: right;">↘</td></tr> <tr><td>17:</td><td>9.6</td><td style="text-align: right;">↘</td></tr> <tr><td>18:</td><td>9.4</td><td style="text-align: right;">↖</td></tr> <tr><td>19:</td><td>9.9</td><td style="text-align: right;">→</td></tr> <tr><td>20:</td><td>10.2</td><td style="text-align: right;">↖</td></tr> </table>	11:	10.2	↘	12:	10.1	↘	13:	10.3	↗	14:	9.9	↗	15:	9.2	↘	16:	10.0	↘	17:	9.6	↘	18:	9.4	↖	19:	9.9	→	20:	10.2	↖
11:	10.2	↘																													
12:	10.1	↘																													
13:	10.3	↗																													
14:	9.9	↗																													
15:	9.2	↘																													
16:	10.0	↘																													
17:	9.6	↘																													
18:	9.4	↖																													
19:	9.9	→																													
20:	10.2	↖																													
<table style="width:100%; border-collapse: collapse;"> <tr> <td style="width:10%;">Serie</td> <td style="width:80%;"></td> <td style="width:10%; text-align: right;">95.0</td> </tr> <tr> <td>Total</td> <td></td> <td style="text-align: right;">190.0</td> </tr> </table>		Serie		95.0	Total		190.0																								
Serie		95.0																													
Total		190.0																													

<p>Prøve</p> 	<table style="width:100%; border-collapse: collapse;"> <tr><td style="width:10%;">1:</td><td style="width:15%;">9.8</td><td style="width:10%; text-align: right;">←</td></tr> <tr><td>2:</td><td>10.2</td><td style="text-align: right;">↙</td></tr> <tr><td>3:</td><td>10.2</td><td style="text-align: right;">↙</td></tr> <tr><td>4:</td><td>10.3</td><td style="text-align: right;">↘</td></tr> <tr><td>5:</td><td>10.2</td><td style="text-align: right;">←</td></tr> <tr><td>6:</td><td>*10.6</td><td style="text-align: right;">↗</td></tr> <tr><td>7:</td><td>10.4</td><td style="text-align: right;">↘</td></tr> </table> <table border="1" style="width:100%; border-collapse: collapse; margin-top: 5px;"> <tr> <td style="width:80%;">Serie</td> <td style="text-align: right;">69.0</td> </tr> <tr> <td>Total</td> <td style="text-align: right;">0.0</td> </tr> </table>	1:	9.8	←	2:	10.2	↙	3:	10.2	↙	4:	10.3	↘	5:	10.2	←	6:	*10.6	↗	7:	10.4	↘	Serie	69.0	Total	0.0
1:	9.8	←																								
2:	10.2	↙																								
3:	10.2	↙																								
4:	10.3	↘																								
5:	10.2	←																								
6:	*10.6	↗																								
7:	10.4	↘																								
Serie	69.0																									
Total	0.0																									

<p>20 Skud</p> 	<table style="width:100%; border-collapse: collapse;"> <tr><td style="width:10%;">1:</td><td style="width:15%;">10.0</td><td style="width:10%; text-align: right;">→</td></tr> <tr><td>2:</td><td>10.2</td><td style="text-align: right;">→</td></tr> <tr><td>3:</td><td>*10.7</td><td style="text-align: right;">→</td></tr> <tr><td>4:</td><td>10.5</td><td style="text-align: right;">→</td></tr> <tr><td>5:</td><td>10.4</td><td style="text-align: right;">←</td></tr> <tr><td>6:</td><td>10.4</td><td style="text-align: right;">↗</td></tr> <tr><td>7:</td><td>*10.7</td><td style="text-align: right;">←</td></tr> <tr><td>8:</td><td>*10.5</td><td style="text-align: right;">↘</td></tr> <tr><td>9:</td><td>10.2</td><td style="text-align: right;">↘</td></tr> <tr><td>10:</td><td>*10.7</td><td style="text-align: right;">↘</td></tr> </table> <table border="1" style="width:100%; border-collapse: collapse; margin-top: 5px;"> <tr> <td style="width:80%;">Serie</td> <td style="text-align: right;">100.0</td> </tr> <tr> <td>Total</td> <td style="text-align: right;">100.0</td> </tr> </table>	1:	10.0	→	2:	10.2	→	3:	*10.7	→	4:	10.5	→	5:	10.4	←	6:	10.4	↗	7:	*10.7	←	8:	*10.5	↘	9:	10.2	↘	10:	*10.7	↘	Serie	100.0	Total	100.0
1:	10.0	→																																	
2:	10.2	→																																	
3:	*10.7	→																																	
4:	10.5	→																																	
5:	10.4	←																																	
6:	10.4	↗																																	
7:	*10.7	←																																	
8:	*10.5	↘																																	
9:	10.2	↘																																	
10:	*10.7	↘																																	
Serie	100.0																																		
Total	100.0																																		

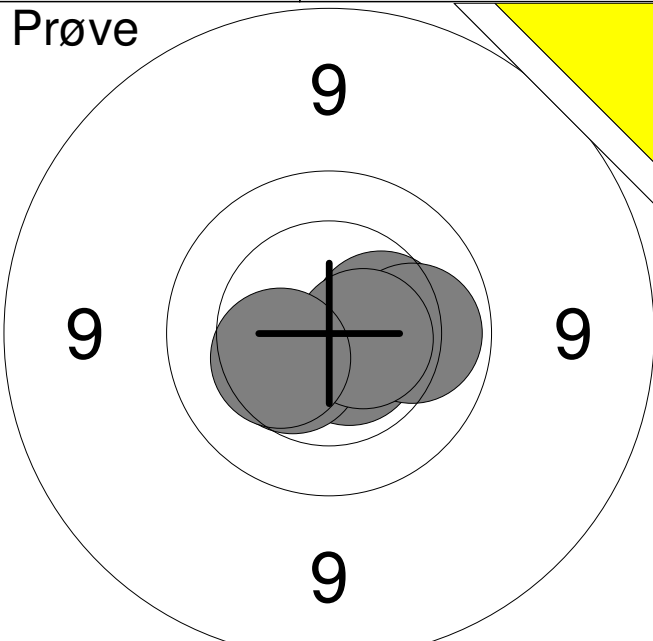
<p>20 Skud</p> 	<table style="width:100%; border-collapse: collapse;"> <tr><td style="width:10%;">11:</td><td style="width:15%;">*10.7</td><td style="width:10%; text-align: right;">↘</td></tr> <tr><td>12:</td><td>10.2</td><td style="text-align: right;">↑</td></tr> <tr><td>13:</td><td>10.0</td><td style="text-align: right;">↙</td></tr> <tr><td>14:</td><td>10.4</td><td style="text-align: right;">→</td></tr> <tr><td>15:</td><td>10.4</td><td style="text-align: right;">↙</td></tr> <tr><td>16:</td><td>*10.5</td><td style="text-align: right;">↗</td></tr> <tr><td>17:</td><td>*10.9</td><td style="text-align: right;">↘</td></tr> <tr><td>18:</td><td>10.4</td><td style="text-align: right;">↑</td></tr> <tr><td>19:</td><td>10.1</td><td style="text-align: right;">↗</td></tr> <tr><td>20:</td><td>10.2</td><td style="text-align: right;">↗</td></tr> </table> <table border="1" style="width:100%; border-collapse: collapse; margin-top: 5px;"> <tr> <td style="width:80%;">Serie</td> <td style="text-align: right;">100.0</td> </tr> <tr> <td>Total</td> <td style="text-align: right;">200.0</td> </tr> </table>	11:	*10.7	↘	12:	10.2	↑	13:	10.0	↙	14:	10.4	→	15:	10.4	↙	16:	*10.5	↗	17:	*10.9	↘	18:	10.4	↑	19:	10.1	↗	20:	10.2	↗	Serie	100.0	Total	200.0
11:	*10.7	↘																																	
12:	10.2	↑																																	
13:	10.0	↙																																	
14:	10.4	→																																	
15:	10.4	↙																																	
16:	*10.5	↗																																	
17:	*10.9	↘																																	
18:	10.4	↑																																	
19:	10.1	↗																																	
20:	10.2	↗																																	
Serie	100.0																																		
Total	200.0																																		

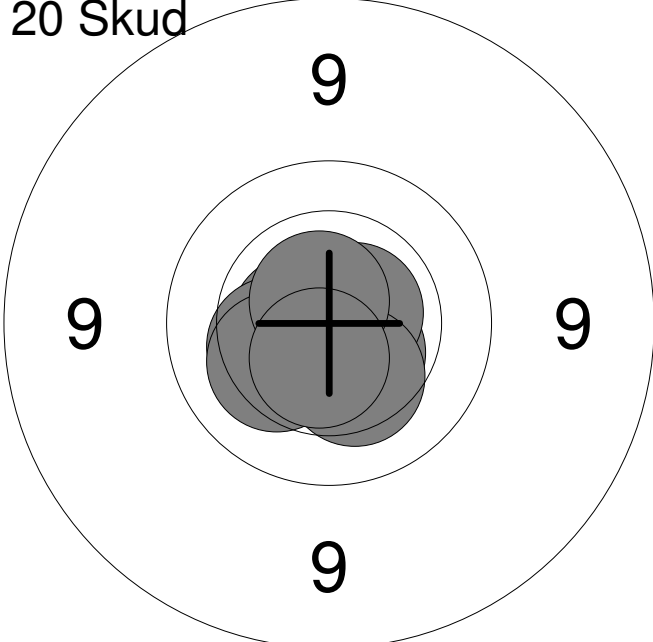
<p>Prøve</p>	<table style="width:100%; border-collapse: collapse;"> <tr><td style="width:10%;">1:</td><td style="width:10%;">9.7</td><td style="width:10%; text-align: right;">↘</td></tr> <tr><td>2:</td><td>10.2</td><td style="text-align: right;">↗</td></tr> <tr><td>3:</td><td>10.0</td><td style="text-align: right;">↘</td></tr> <tr><td>4:</td><td>*10.6</td><td style="text-align: right;">→</td></tr> <tr><td>5:</td><td>10.4</td><td style="text-align: right;">↗</td></tr> <tr><td>6:</td><td>10.1</td><td style="text-align: right;">↑</td></tr> </table> <table border="1" style="width:100%; border-collapse: collapse; margin-top: 5px;"> <tr><td style="width:80%;">Serie</td><td style="text-align: right;">59.0</td></tr> <tr><td>Total</td><td style="text-align: right;">0.0</td></tr> </table>	1:	9.7	↘	2:	10.2	↗	3:	10.0	↘	4:	*10.6	→	5:	10.4	↗	6:	10.1	↑	Serie	59.0	Total	0.0												
1:	9.7	↘																																	
2:	10.2	↗																																	
3:	10.0	↘																																	
4:	*10.6	→																																	
5:	10.4	↗																																	
6:	10.1	↑																																	
Serie	59.0																																		
Total	0.0																																		
<p>20 Skud</p>	<table style="width:100%; border-collapse: collapse;"> <tr><td style="width:10%;">1:</td><td style="width:10%;">10.2</td><td style="width:10%; text-align: right;">→</td></tr> <tr><td>2:</td><td>10.5</td><td style="text-align: right;">↗</td></tr> <tr><td>3:</td><td>9.8</td><td style="text-align: right;">↑</td></tr> <tr><td>4:</td><td>10.4</td><td style="text-align: right;">↗</td></tr> <tr><td>5:</td><td>9.7</td><td style="text-align: right;">←</td></tr> <tr><td>6:</td><td>10.2</td><td style="text-align: right;">↗</td></tr> <tr><td>7:</td><td>10.2</td><td style="text-align: right;">↑</td></tr> <tr><td>8:</td><td>10.4</td><td style="text-align: right;">↗</td></tr> <tr><td>9:</td><td>10.3</td><td style="text-align: right;">↑</td></tr> <tr><td>10:</td><td>10.6</td><td style="text-align: right;">↗</td></tr> </table> <table border="1" style="width:100%; border-collapse: collapse; margin-top: 5px;"> <tr><td style="width:80%;">Serie</td><td style="text-align: right;">98.0</td></tr> <tr><td>Total</td><td style="text-align: right;">98.0</td></tr> </table>	1:	10.2	→	2:	10.5	↗	3:	9.8	↑	4:	10.4	↗	5:	9.7	←	6:	10.2	↗	7:	10.2	↑	8:	10.4	↗	9:	10.3	↑	10:	10.6	↗	Serie	98.0	Total	98.0
1:	10.2	→																																	
2:	10.5	↗																																	
3:	9.8	↑																																	
4:	10.4	↗																																	
5:	9.7	←																																	
6:	10.2	↗																																	
7:	10.2	↑																																	
8:	10.4	↗																																	
9:	10.3	↑																																	
10:	10.6	↗																																	
Serie	98.0																																		
Total	98.0																																		
<p>20 Skud</p>	<table style="width:100%; border-collapse: collapse;"> <tr><td style="width:10%;">11:</td><td style="width:10%;">10.1</td><td style="width:10%; text-align: right;">←</td></tr> <tr><td>12:</td><td>10.4</td><td style="text-align: right;">→</td></tr> <tr><td>13:</td><td>10.5</td><td style="text-align: right;">↘</td></tr> <tr><td>14:</td><td>*10.6</td><td style="text-align: right;">←</td></tr> <tr><td>15:</td><td>9.8</td><td style="text-align: right;">↗</td></tr> <tr><td>16:</td><td>10.1</td><td style="text-align: right;">↘</td></tr> <tr><td>17:</td><td>9.5</td><td style="text-align: right;">↗</td></tr> <tr><td>18:</td><td>9.9</td><td style="text-align: right;">↘</td></tr> <tr><td>19:</td><td>10.2</td><td style="text-align: right;">↗</td></tr> <tr><td>20:</td><td>9.5</td><td style="text-align: right;">↗</td></tr> </table> <table border="1" style="width:100%; border-collapse: collapse; margin-top: 5px;"> <tr><td style="width:80%;">Serie</td><td style="text-align: right;">96.0</td></tr> <tr><td>Total</td><td style="text-align: right;">194.0</td></tr> </table>	11:	10.1	←	12:	10.4	→	13:	10.5	↘	14:	*10.6	←	15:	9.8	↗	16:	10.1	↘	17:	9.5	↗	18:	9.9	↘	19:	10.2	↗	20:	9.5	↗	Serie	96.0	Total	194.0
11:	10.1	←																																	
12:	10.4	→																																	
13:	10.5	↘																																	
14:	*10.6	←																																	
15:	9.8	↗																																	
16:	10.1	↘																																	
17:	9.5	↗																																	
18:	9.9	↘																																	
19:	10.2	↗																																	
20:	9.5	↗																																	
Serie	96.0																																		
Total	194.0																																		

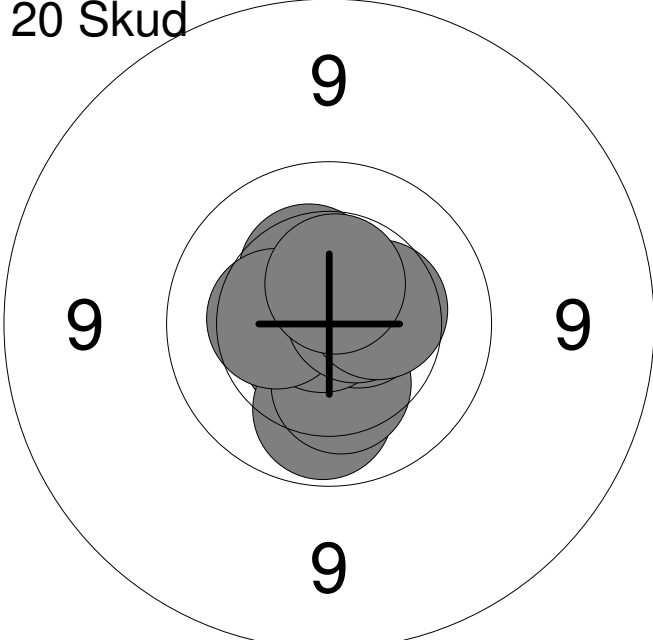
<p>Prøve 8</p>	<table style="width:100%; border-collapse: collapse;"> <tr><td style="text-align: right;">1:</td><td style="text-align: right;">10.2</td><td style="text-align: right;">↗</td></tr> <tr><td style="text-align: right;">2:</td><td style="text-align: right;">9.7</td><td style="text-align: right;">←</td></tr> <tr><td style="text-align: right;">3:</td><td style="text-align: right;">*10.6</td><td style="text-align: right;">←</td></tr> <tr><td style="text-align: right;">4:</td><td style="text-align: right;">8.5</td><td style="text-align: right;">←</td></tr> <tr><td style="text-align: right;">5:</td><td style="text-align: right;">9.8</td><td style="text-align: right;">↗</td></tr> <tr><td style="text-align: right;">6:</td><td style="text-align: right;">8.8</td><td style="text-align: right;">←</td></tr> <tr><td style="text-align: right;">7:</td><td style="text-align: right;">8.9</td><td style="text-align: right;">←</td></tr> <tr><td style="text-align: right;">8:</td><td style="text-align: right;">9.4</td><td style="text-align: right;">↗</td></tr> <tr><td style="text-align: right;">9:</td><td style="text-align: right;">8.3</td><td style="text-align: right;">←</td></tr> <tr><td style="text-align: right;">10:</td><td style="text-align: right;">8.8</td><td style="text-align: right;">→</td></tr> <tr><td colspan="2">Serie</td><td style="text-align: right;">87.0</td></tr> <tr><td colspan="2">Total</td><td style="text-align: right;">0.0</td></tr> </table>	1:	10.2	↗	2:	9.7	←	3:	*10.6	←	4:	8.5	←	5:	9.8	↗	6:	8.8	←	7:	8.9	←	8:	9.4	↗	9:	8.3	←	10:	8.8	→	Serie		87.0	Total		0.0
1:	10.2	↗																																			
2:	9.7	←																																			
3:	*10.6	←																																			
4:	8.5	←																																			
5:	9.8	↗																																			
6:	8.8	←																																			
7:	8.9	←																																			
8:	9.4	↗																																			
9:	8.3	←																																			
10:	8.8	→																																			
Serie		87.0																																			
Total		0.0																																			

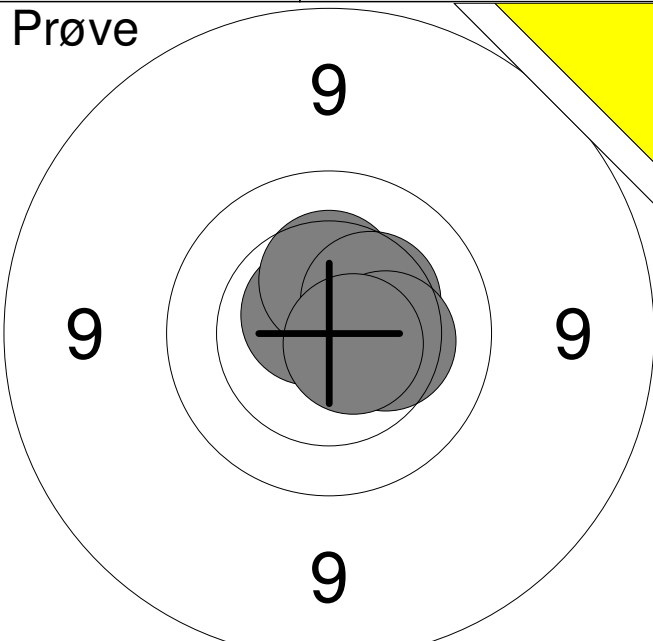
<p>20 Skud 8</p>	<table style="width:100%; border-collapse: collapse;"> <tr><td style="text-align: right;">1:</td><td style="text-align: right;">10.3</td><td style="text-align: right;">↗</td></tr> <tr><td style="text-align: right;">2:</td><td style="text-align: right;">9.5</td><td style="text-align: right;">→</td></tr> <tr><td style="text-align: right;">3:</td><td style="text-align: right;">10.2</td><td style="text-align: right;">↗</td></tr> <tr><td style="text-align: right;">4:</td><td style="text-align: right;">8.7</td><td style="text-align: right;">↘</td></tr> <tr><td style="text-align: right;">5:</td><td style="text-align: right;">9.4</td><td style="text-align: right;">↘</td></tr> <tr><td style="text-align: right;">6:</td><td style="text-align: right;">9.5</td><td style="text-align: right;">↘</td></tr> <tr><td style="text-align: right;">7:</td><td style="text-align: right;">8.2</td><td style="text-align: right;">↗</td></tr> <tr><td style="text-align: right;">8:</td><td style="text-align: right;">9.4</td><td style="text-align: right;">↗</td></tr> <tr><td style="text-align: right;">9:</td><td style="text-align: right;">9.4</td><td style="text-align: right;">↘</td></tr> <tr><td style="text-align: right;">10:</td><td style="text-align: right;">9.6</td><td style="text-align: right;">↑</td></tr> <tr><td colspan="2">Serie</td><td style="text-align: right;">90.0</td></tr> <tr><td colspan="2">Total</td><td style="text-align: right;">90.0</td></tr> </table>	1:	10.3	↗	2:	9.5	→	3:	10.2	↗	4:	8.7	↘	5:	9.4	↘	6:	9.5	↘	7:	8.2	↗	8:	9.4	↗	9:	9.4	↘	10:	9.6	↑	Serie		90.0	Total		90.0
1:	10.3	↗																																			
2:	9.5	→																																			
3:	10.2	↗																																			
4:	8.7	↘																																			
5:	9.4	↘																																			
6:	9.5	↘																																			
7:	8.2	↗																																			
8:	9.4	↗																																			
9:	9.4	↘																																			
10:	9.6	↑																																			
Serie		90.0																																			
Total		90.0																																			

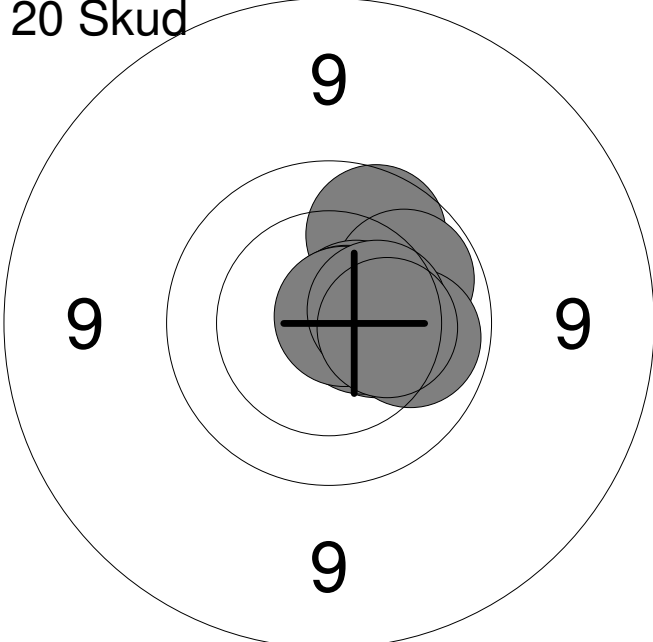
<p>20 Skud 8</p>	<table style="width:100%; border-collapse: collapse;"> <tr><td style="text-align: right;">11:</td><td style="text-align: right;">9.3</td><td style="text-align: right;">↘</td></tr> <tr><td style="text-align: right;">12:</td><td style="text-align: right;">8.6</td><td style="text-align: right;">↘</td></tr> <tr><td style="text-align: right;">13:</td><td style="text-align: right;">9.9</td><td style="text-align: right;">←</td></tr> <tr><td style="text-align: right;">14:</td><td style="text-align: right;">8.9</td><td style="text-align: right;">→</td></tr> <tr><td style="text-align: right;">15:</td><td style="text-align: right;">9.3</td><td style="text-align: right;">↗</td></tr> <tr><td style="text-align: right;">16:</td><td style="text-align: right;">9.8</td><td style="text-align: right;">→</td></tr> <tr><td style="text-align: right;">17:</td><td style="text-align: right;">9.8</td><td style="text-align: right;">→</td></tr> <tr><td style="text-align: right;">18:</td><td style="text-align: right;">9.2</td><td style="text-align: right;">→</td></tr> <tr><td style="text-align: right;">19:</td><td style="text-align: right;">9.8</td><td style="text-align: right;">→</td></tr> <tr><td style="text-align: right;">20:</td><td style="text-align: right;">8.7</td><td style="text-align: right;">↑</td></tr> <tr><td colspan="2">Serie</td><td style="text-align: right;">87.0</td></tr> <tr><td colspan="2">Total</td><td style="text-align: right;">177.0</td></tr> </table>	11:	9.3	↘	12:	8.6	↘	13:	9.9	←	14:	8.9	→	15:	9.3	↗	16:	9.8	→	17:	9.8	→	18:	9.2	→	19:	9.8	→	20:	8.7	↑	Serie		87.0	Total		177.0
11:	9.3	↘																																			
12:	8.6	↘																																			
13:	9.9	←																																			
14:	8.9	→																																			
15:	9.3	↗																																			
16:	9.8	→																																			
17:	9.8	→																																			
18:	9.2	→																																			
19:	9.8	→																																			
20:	8.7	↑																																			
Serie		87.0																																			
Total		177.0																																			

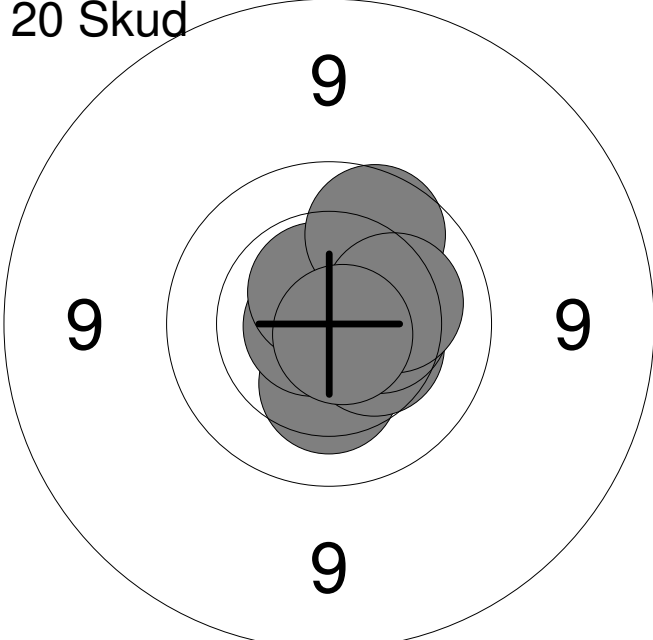
<p>Prøve</p> 	<table style="width:100%; border-collapse: collapse;"> <tr><td style="width:10%;">1:</td><td style="width:15%;">10.4</td><td style="width:10%; text-align: right;">→</td></tr> <tr><td>2:</td><td>*10.6</td><td style="text-align: right;">↘</td></tr> <tr><td>3:</td><td>10.1</td><td style="text-align: right;">→</td></tr> <tr><td>4:</td><td>10.4</td><td style="text-align: right;">↙</td></tr> <tr><td>5:</td><td>*10.6</td><td style="text-align: right;">→</td></tr> <tr><td>6:</td><td>10.4</td><td style="text-align: right;">↙</td></tr> </table> <table border="1" style="width:100%; border-collapse: collapse; margin-top: 5px;"> <tr> <td style="width:80%;">Serie</td> <td style="text-align: right;">60.0</td> </tr> <tr> <td>Total</td> <td style="text-align: right;">0.0</td> </tr> </table>	1:	10.4	→	2:	*10.6	↘	3:	10.1	→	4:	10.4	↙	5:	*10.6	→	6:	10.4	↙	Serie	60.0	Total	0.0
1:	10.4	→																					
2:	*10.6	↘																					
3:	10.1	→																					
4:	10.4	↙																					
5:	*10.6	→																					
6:	10.4	↙																					
Serie	60.0																						
Total	0.0																						

<p>20 Skud</p> 	<table style="width:100%; border-collapse: collapse;"> <tr><td style="width:10%;">1:</td><td style="width:15%;">*10.6</td><td style="width:10%; text-align: right;">←</td></tr> <tr><td>2:</td><td>10.3</td><td style="text-align: right;">↙</td></tr> <tr><td>3:</td><td>*10.7</td><td style="text-align: right;">↘</td></tr> <tr><td>4:</td><td>*10.5</td><td style="text-align: right;">↘</td></tr> <tr><td>5:</td><td>*10.7</td><td style="text-align: right;">→</td></tr> <tr><td>6:</td><td>*10.7</td><td style="text-align: right;">→</td></tr> <tr><td>7:</td><td>10.2</td><td style="text-align: right;">↙</td></tr> <tr><td>8:</td><td>10.3</td><td style="text-align: right;">↘</td></tr> <tr><td>9:</td><td>*10.7</td><td style="text-align: right;">↗</td></tr> <tr><td>10:</td><td>*10.6</td><td style="text-align: right;">↘</td></tr> </table> <table border="1" style="width:100%; border-collapse: collapse; margin-top: 5px;"> <tr> <td style="width:80%;">Serie</td> <td style="text-align: right;">100.0</td> </tr> <tr> <td>Total</td> <td style="text-align: right;">100.0</td> </tr> </table>	1:	*10.6	←	2:	10.3	↙	3:	*10.7	↘	4:	*10.5	↘	5:	*10.7	→	6:	*10.7	→	7:	10.2	↙	8:	10.3	↘	9:	*10.7	↗	10:	*10.6	↘	Serie	100.0	Total	100.0
1:	*10.6	←																																	
2:	10.3	↙																																	
3:	*10.7	↘																																	
4:	*10.5	↘																																	
5:	*10.7	→																																	
6:	*10.7	→																																	
7:	10.2	↙																																	
8:	10.3	↘																																	
9:	*10.7	↗																																	
10:	*10.6	↘																																	
Serie	100.0																																		
Total	100.0																																		

<p>20 Skud</p> 	<table style="width:100%; border-collapse: collapse;"> <tr><td style="width:10%;">11:</td><td style="width:15%;">*10.6</td><td style="width:10%; text-align: right;">↙</td></tr> <tr><td>12:</td><td>10.0</td><td style="text-align: right;">↘</td></tr> <tr><td>13:</td><td>10.3</td><td style="text-align: right;">↘</td></tr> <tr><td>14:</td><td>10.4</td><td style="text-align: right;">↗</td></tr> <tr><td>15:</td><td>*10.6</td><td style="text-align: right;">→</td></tr> <tr><td>16:</td><td>*10.9</td><td style="text-align: right;">←</td></tr> <tr><td>17:</td><td>10.4</td><td style="text-align: right;">←</td></tr> <tr><td>18:</td><td>*10.6</td><td style="text-align: right;">→</td></tr> <tr><td>19:</td><td>10.4</td><td style="text-align: right;">→</td></tr> <tr><td>20:</td><td>*10.5</td><td style="text-align: right;">↑</td></tr> </table> <table border="1" style="width:100%; border-collapse: collapse; margin-top: 5px;"> <tr> <td style="width:80%;">Serie</td> <td style="text-align: right;">100.0</td> </tr> <tr> <td>Total</td> <td style="text-align: right;">200.0</td> </tr> </table>	11:	*10.6	↙	12:	10.0	↘	13:	10.3	↘	14:	10.4	↗	15:	*10.6	→	16:	*10.9	←	17:	10.4	←	18:	*10.6	→	19:	10.4	→	20:	*10.5	↑	Serie	100.0	Total	200.0
11:	*10.6	↙																																	
12:	10.0	↘																																	
13:	10.3	↘																																	
14:	10.4	↗																																	
15:	*10.6	→																																	
16:	*10.9	←																																	
17:	10.4	←																																	
18:	*10.6	→																																	
19:	10.4	→																																	
20:	*10.5	↑																																	
Serie	100.0																																		
Total	200.0																																		

<p>Prøve</p> 	<table style="width:100%; border-collapse: collapse;"> <tr><td style="width:10%;">1:</td><td style="width:15%;">*10.7</td><td style="width:10%; text-align: right;">↖</td></tr> <tr><td>2:</td><td>10.4</td><td style="text-align: right;">↑</td></tr> <tr><td>3:</td><td>10.4</td><td style="text-align: right;">↗</td></tr> <tr><td>4:</td><td>10.3</td><td style="text-align: right;">→</td></tr> <tr><td>5:</td><td>*10.7</td><td style="text-align: right;">↘</td></tr> </table> <table border="1" style="width:100%; border-collapse: collapse; margin-top: 5px;"> <tr> <td style="width:80%;">Serie</td> <td style="text-align: right;">50.0</td> </tr> <tr> <td>Total</td> <td style="text-align: right;">0.0</td> </tr> </table>	1:	*10.7	↖	2:	10.4	↑	3:	10.4	↗	4:	10.3	→	5:	*10.7	↘	Serie	50.0	Total	0.0
1:	*10.7	↖																		
2:	10.4	↑																		
3:	10.4	↗																		
4:	10.3	→																		
5:	*10.7	↘																		
Serie	50.0																			
Total	0.0																			

<p>20 Skud</p> 	<table style="width:100%; border-collapse: collapse;"> <tr><td style="width:10%;">1:</td><td style="width:15%;">10.4</td><td style="width:10%; text-align: right;">→</td></tr> <tr><td>2:</td><td>9.9</td><td style="text-align: right;">↗</td></tr> <tr><td>3:</td><td>10.0</td><td style="text-align: right;">↗</td></tr> <tr><td>4:</td><td>*10.6</td><td style="text-align: right;">↗</td></tr> <tr><td>5:</td><td>*10.7</td><td style="text-align: right;">→</td></tr> <tr><td>6:</td><td>10.1</td><td style="text-align: right;">→</td></tr> <tr><td>7:</td><td>*10.6</td><td style="text-align: right;">→</td></tr> <tr><td>8:</td><td>*10.8</td><td style="text-align: right;">↗</td></tr> <tr><td>9:</td><td>10.4</td><td style="text-align: right;">→</td></tr> <tr><td>10:</td><td>10.3</td><td style="text-align: right;">→</td></tr> </table> <table border="1" style="width:100%; border-collapse: collapse; margin-top: 5px;"> <tr> <td style="width:80%;">Serie</td> <td style="text-align: right;">99.0</td> </tr> <tr> <td>Total</td> <td style="text-align: right;">99.0</td> </tr> </table>	1:	10.4	→	2:	9.9	↗	3:	10.0	↗	4:	*10.6	↗	5:	*10.7	→	6:	10.1	→	7:	*10.6	→	8:	*10.8	↗	9:	10.4	→	10:	10.3	→	Serie	99.0	Total	99.0
1:	10.4	→																																	
2:	9.9	↗																																	
3:	10.0	↗																																	
4:	*10.6	↗																																	
5:	*10.7	→																																	
6:	10.1	→																																	
7:	*10.6	→																																	
8:	*10.8	↗																																	
9:	10.4	→																																	
10:	10.3	→																																	
Serie	99.0																																		
Total	99.0																																		

<p>20 Skud</p> 	<table style="width:100%; border-collapse: collapse;"> <tr><td style="width:10%;">11:</td><td style="width:15%;">*10.7</td><td style="width:10%; text-align: right;">↗</td></tr> <tr><td>12:</td><td>10.3</td><td style="text-align: right;">↓</td></tr> <tr><td>13:</td><td>*10.8</td><td style="text-align: right;">←</td></tr> <tr><td>14:</td><td>*10.5</td><td style="text-align: right;">→</td></tr> <tr><td>15:</td><td>*10.6</td><td style="text-align: right;">↗</td></tr> <tr><td>16:</td><td>9.9</td><td style="text-align: right;">↗</td></tr> <tr><td>17:</td><td>10.4</td><td style="text-align: right;">↘</td></tr> <tr><td>18:</td><td>10.4</td><td style="text-align: right;">→</td></tr> <tr><td>19:</td><td>10.2</td><td style="text-align: right;">↗</td></tr> <tr><td>20:</td><td>*10.8</td><td style="text-align: right;">↘</td></tr> </table> <table border="1" style="width:100%; border-collapse: collapse; margin-top: 5px;"> <tr> <td style="width:80%;">Serie</td> <td style="text-align: right;">99.0</td> </tr> <tr> <td>Total</td> <td style="text-align: right;">198.0</td> </tr> </table>	11:	*10.7	↗	12:	10.3	↓	13:	*10.8	←	14:	*10.5	→	15:	*10.6	↗	16:	9.9	↗	17:	10.4	↘	18:	10.4	→	19:	10.2	↗	20:	*10.8	↘	Serie	99.0	Total	198.0
11:	*10.7	↗																																	
12:	10.3	↓																																	
13:	*10.8	←																																	
14:	*10.5	→																																	
15:	*10.6	↗																																	
16:	9.9	↗																																	
17:	10.4	↘																																	
18:	10.4	→																																	
19:	10.2	↗																																	
20:	*10.8	↘																																	
Serie	99.0																																		
Total	198.0																																		

<p>Prøve</p>	<table style="width:100%; border-collapse: collapse;"> <tr><td style="width:10%;">1:</td><td style="width:15%;">10.3</td><td style="width:10%; text-align: right;">↘</td></tr> <tr><td>2:</td><td>*10.6</td><td style="text-align: right;">↘</td></tr> <tr><td>3:</td><td>10.3</td><td style="text-align: right;">↘</td></tr> <tr><td>4:</td><td>*10.8</td><td style="text-align: right;">↘</td></tr> <tr><td>5:</td><td>10.4</td><td style="text-align: right;">↖</td></tr> </table> <table border="1" style="width:100%; border-collapse: collapse; margin-top: 5px;"> <tr> <td style="width:80%;">Serie</td> <td style="text-align: right;">50.0</td> </tr> <tr> <td>Total</td> <td style="text-align: right;">0.0</td> </tr> </table>	1:	10.3	↘	2:	*10.6	↘	3:	10.3	↘	4:	*10.8	↘	5:	10.4	↖	Serie	50.0	Total	0.0
1:	10.3	↘																		
2:	*10.6	↘																		
3:	10.3	↘																		
4:	*10.8	↘																		
5:	10.4	↖																		
Serie	50.0																			
Total	0.0																			

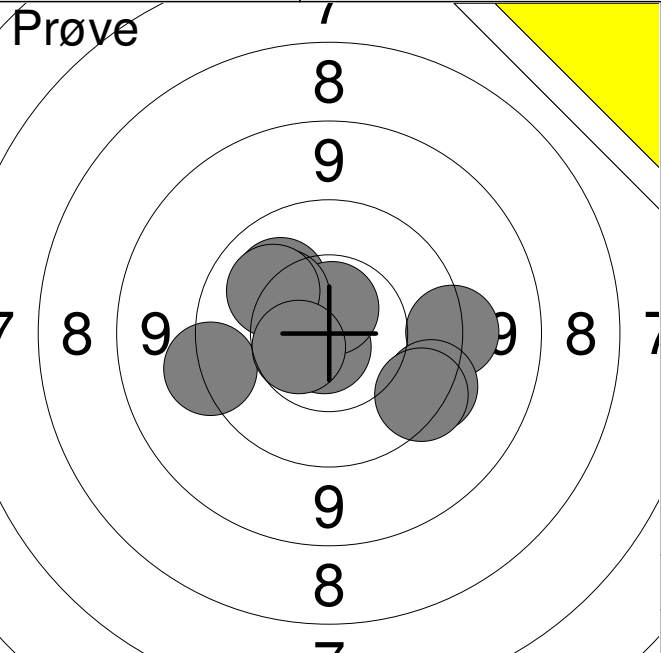
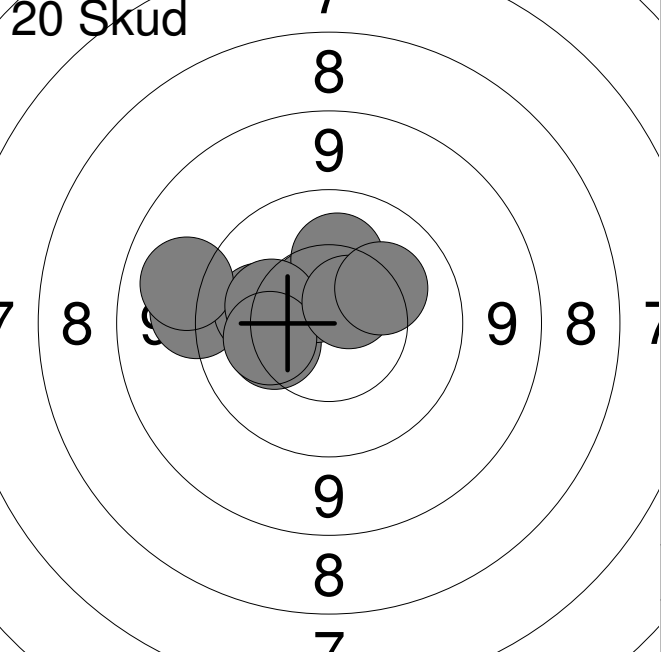
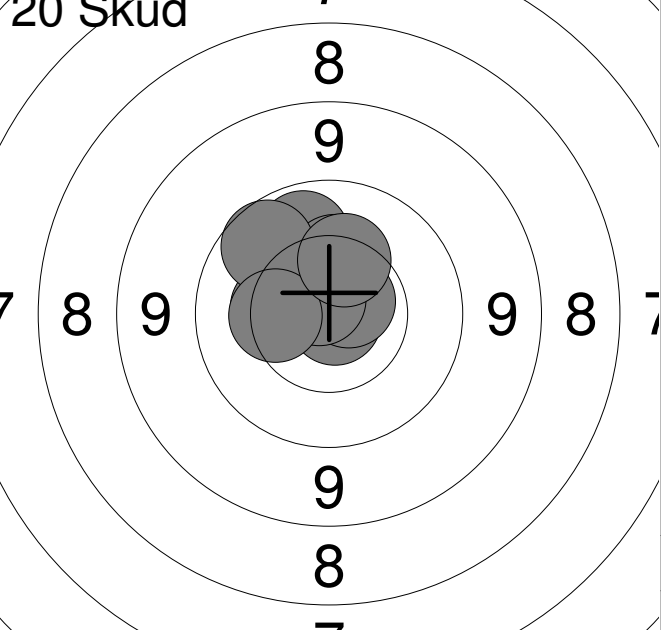
<p>20 Skud</p>	<table style="width:100%; border-collapse: collapse;"> <tr><td style="width:10%;">1:</td><td style="width:15%;">10.3</td><td style="width:10%; text-align: right;">↖</td></tr> <tr><td>2:</td><td>10.3</td><td style="text-align: right;">↖</td></tr> <tr><td>3:</td><td>10.4</td><td style="text-align: right;">↖</td></tr> <tr><td>4:</td><td>*10.7</td><td style="text-align: right;">↖</td></tr> <tr><td>5:</td><td>*10.8</td><td style="text-align: right;">↘</td></tr> <tr><td>6:</td><td>*10.6</td><td style="text-align: right;">↘</td></tr> <tr><td>7:</td><td>10.0</td><td style="text-align: right;">↘</td></tr> <tr><td>8:</td><td>10.3</td><td style="text-align: right;">↘</td></tr> <tr><td>9:</td><td>10.4</td><td style="text-align: right;">↖</td></tr> <tr><td>10:</td><td>*10.9</td><td style="text-align: right;">↖</td></tr> </table> <table border="1" style="width:100%; border-collapse: collapse; margin-top: 5px;"> <tr> <td style="width:80%;">Serie</td> <td style="text-align: right;">100.0</td> </tr> <tr> <td>Total</td> <td style="text-align: right;">100.0</td> </tr> </table>	1:	10.3	↖	2:	10.3	↖	3:	10.4	↖	4:	*10.7	↖	5:	*10.8	↘	6:	*10.6	↘	7:	10.0	↘	8:	10.3	↘	9:	10.4	↖	10:	*10.9	↖	Serie	100.0	Total	100.0
1:	10.3	↖																																	
2:	10.3	↖																																	
3:	10.4	↖																																	
4:	*10.7	↖																																	
5:	*10.8	↘																																	
6:	*10.6	↘																																	
7:	10.0	↘																																	
8:	10.3	↘																																	
9:	10.4	↖																																	
10:	*10.9	↖																																	
Serie	100.0																																		
Total	100.0																																		

<p>20 Skud</p>	<table style="width:100%; border-collapse: collapse;"> <tr><td style="width:10%;">11:</td><td style="width:15%;">10.1</td><td style="width:10%; text-align: right;">↘</td></tr> <tr><td>12:</td><td>9.9</td><td style="text-align: right;">↖</td></tr> <tr><td>13:</td><td>9.7</td><td style="text-align: right;">↘</td></tr> <tr><td>14:</td><td>10.0</td><td style="text-align: right;">↘</td></tr> <tr><td>15:</td><td>10.3</td><td style="text-align: right;">↘</td></tr> <tr><td>16:</td><td>10.4</td><td style="text-align: right;">↖</td></tr> <tr><td>17:</td><td>10.1</td><td style="text-align: right;">↘</td></tr> <tr><td>18:</td><td>10.0</td><td style="text-align: right;">→</td></tr> <tr><td>19:</td><td>10.0</td><td style="text-align: right;">↘</td></tr> <tr><td>20:</td><td>*10.6</td><td style="text-align: right;">↖</td></tr> </table> <table border="1" style="width:100%; border-collapse: collapse; margin-top: 5px;"> <tr> <td style="width:80%;">Serie</td> <td style="text-align: right;">98.0</td> </tr> <tr> <td>Total</td> <td style="text-align: right;">198.0</td> </tr> </table>	11:	10.1	↘	12:	9.9	↖	13:	9.7	↘	14:	10.0	↘	15:	10.3	↘	16:	10.4	↖	17:	10.1	↘	18:	10.0	→	19:	10.0	↘	20:	*10.6	↖	Serie	98.0	Total	198.0
11:	10.1	↘																																	
12:	9.9	↖																																	
13:	9.7	↘																																	
14:	10.0	↘																																	
15:	10.3	↘																																	
16:	10.4	↖																																	
17:	10.1	↘																																	
18:	10.0	→																																	
19:	10.0	↘																																	
20:	*10.6	↖																																	
Serie	98.0																																		
Total	198.0																																		

<p>Prøve</p>	<table style="width:100%; border-collapse: collapse;"> <tr><td style="width:10%;">1:</td><td style="width:15%;">8.9</td><td style="width:10%; text-align: center;">↗</td></tr> <tr><td>2:</td><td>8.8</td><td style="text-align: center;">↗</td></tr> <tr><td>3:</td><td>9.4</td><td style="text-align: center;">↗</td></tr> <tr><td>4:</td><td>9.7</td><td style="text-align: center;">↗</td></tr> <tr><td>5:</td><td>10.4</td><td style="text-align: center;">↖</td></tr> <tr><td>6:</td><td>10.4</td><td style="text-align: center;">↗</td></tr> <tr><td>7:</td><td>10.0</td><td style="text-align: center;">↘</td></tr> </table> <table border="1" style="width:100%; border-collapse: collapse; margin-top: 5px;"> <tr> <td style="width:80%;">Serie</td> <td style="width:20%; text-align: right;">64.0</td> </tr> <tr> <td>Total</td> <td style="text-align: right;">0.0</td> </tr> </table>	1:	8.9	↗	2:	8.8	↗	3:	9.4	↗	4:	9.7	↗	5:	10.4	↖	6:	10.4	↗	7:	10.0	↘	Serie	64.0	Total	0.0
1:	8.9	↗																								
2:	8.8	↗																								
3:	9.4	↗																								
4:	9.7	↗																								
5:	10.4	↖																								
6:	10.4	↗																								
7:	10.0	↘																								
Serie	64.0																									
Total	0.0																									

<p>20 Skud</p>	<table style="width:100%; border-collapse: collapse;"> <tr><td style="width:10%;">1:</td><td style="width:15%;">10.0</td><td style="width:10%; text-align: center;">↗</td></tr> <tr><td>2:</td><td>10.4</td><td style="text-align: center;">↖</td></tr> <tr><td>3:</td><td>9.6</td><td style="text-align: center;">↘</td></tr> <tr><td>4:</td><td>10.0</td><td style="text-align: center;">↘</td></tr> <tr><td>5:</td><td>9.7</td><td style="text-align: center;">↘</td></tr> <tr><td>6:</td><td>10.1</td><td style="text-align: center;">↗</td></tr> <tr><td>7:</td><td>*10.6</td><td style="text-align: center;">↗</td></tr> <tr><td>8:</td><td>10.4</td><td style="text-align: center;">↗</td></tr> <tr><td>9:</td><td>*10.5</td><td style="text-align: center;">↗</td></tr> <tr><td>10:</td><td>9.5</td><td style="text-align: center;">↘</td></tr> </table> <table border="1" style="width:100%; border-collapse: collapse; margin-top: 5px;"> <tr> <td style="width:80%;">Serie</td> <td style="width:20%; text-align: right;">97.0</td> </tr> <tr> <td>Total</td> <td style="text-align: right;">97.0</td> </tr> </table>	1:	10.0	↗	2:	10.4	↖	3:	9.6	↘	4:	10.0	↘	5:	9.7	↘	6:	10.1	↗	7:	*10.6	↗	8:	10.4	↗	9:	*10.5	↗	10:	9.5	↘	Serie	97.0	Total	97.0
1:	10.0	↗																																	
2:	10.4	↖																																	
3:	9.6	↘																																	
4:	10.0	↘																																	
5:	9.7	↘																																	
6:	10.1	↗																																	
7:	*10.6	↗																																	
8:	10.4	↗																																	
9:	*10.5	↗																																	
10:	9.5	↘																																	
Serie	97.0																																		
Total	97.0																																		

<p>20 Skud</p>	<table style="width:100%; border-collapse: collapse;"> <tr><td style="width:10%;">11:</td><td style="width:15%;">10.0</td><td style="width:10%; text-align: center;">→</td></tr> <tr><td>12:</td><td>10.3</td><td style="text-align: center;">→</td></tr> <tr><td>13:</td><td>*10.6</td><td style="text-align: center;">↘</td></tr> <tr><td>14:</td><td>9.7</td><td style="text-align: center;">↘</td></tr> <tr><td>15:</td><td>*10.9</td><td style="text-align: center;">↖</td></tr> <tr><td>16:</td><td>*10.5</td><td style="text-align: center;">↖</td></tr> <tr><td>17:</td><td>10.5</td><td style="text-align: center;">→</td></tr> <tr><td>18:</td><td>*10.6</td><td style="text-align: center;">↗</td></tr> <tr><td>19:</td><td>9.7</td><td style="text-align: center;">↗</td></tr> <tr><td>20:</td><td>9.8</td><td style="text-align: center;">↘</td></tr> </table> <table border="1" style="width:100%; border-collapse: collapse; margin-top: 5px;"> <tr> <td style="width:80%;">Serie</td> <td style="width:20%; text-align: right;">97.0</td> </tr> <tr> <td>Total</td> <td style="text-align: right;">194.0</td> </tr> </table>	11:	10.0	→	12:	10.3	→	13:	*10.6	↘	14:	9.7	↘	15:	*10.9	↖	16:	*10.5	↖	17:	10.5	→	18:	*10.6	↗	19:	9.7	↗	20:	9.8	↘	Serie	97.0	Total	194.0
11:	10.0	→																																	
12:	10.3	→																																	
13:	*10.6	↘																																	
14:	9.7	↘																																	
15:	*10.9	↖																																	
16:	*10.5	↖																																	
17:	10.5	→																																	
18:	*10.6	↗																																	
19:	9.7	↗																																	
20:	9.8	↘																																	
Serie	97.0																																		
Total	194.0																																		

<p>Prøve</p> 	<table style="width:100%; border-collapse: collapse;"> <tr><td style="width:10%;">1:</td><td style="width:80%;">*10.8</td><td style="width:10%; text-align: center;">↙</td></tr> <tr><td>2:</td><td>9.5</td><td style="text-align: center;">→</td></tr> <tr><td>3:</td><td>9.6</td><td style="text-align: center;">↘</td></tr> <tr><td>4:</td><td>9.6</td><td style="text-align: center;">↘</td></tr> <tr><td>5:</td><td>9.5</td><td style="text-align: center;">←</td></tr> <tr><td>6:</td><td>10.2</td><td style="text-align: center;">↗</td></tr> <tr><td>7:</td><td>*10.7</td><td style="text-align: center;">↑</td></tr> <tr><td>8:</td><td>10.3</td><td style="text-align: center;">↗</td></tr> <tr><td>9:</td><td>10.1</td><td style="text-align: center;">↗</td></tr> <tr><td>10:</td><td>10.6</td><td style="text-align: center;">↙</td></tr> <tr><td colspan="2">Serie</td><td style="text-align: right;">96.0</td></tr> <tr><td colspan="2">Total</td><td style="text-align: right;">0.0</td></tr> </table>	1:	*10.8	↙	2:	9.5	→	3:	9.6	↘	4:	9.6	↘	5:	9.5	←	6:	10.2	↗	7:	*10.7	↑	8:	10.3	↗	9:	10.1	↗	10:	10.6	↙	Serie		96.0	Total		0.0
1:	*10.8	↙																																			
2:	9.5	→																																			
3:	9.6	↘																																			
4:	9.6	↘																																			
5:	9.5	←																																			
6:	10.2	↗																																			
7:	*10.7	↑																																			
8:	10.3	↗																																			
9:	10.1	↗																																			
10:	10.6	↙																																			
Serie		96.0																																			
Total		0.0																																			
<p>20 Skud</p> 	<table style="width:100%; border-collapse: collapse;"> <tr><td style="width:10%;">1:</td><td style="width:80%;">10.3</td><td style="width:10%; text-align: center;">↙</td></tr> <tr><td>2:</td><td>9.4</td><td style="text-align: center;">←</td></tr> <tr><td>3:</td><td>*10.6</td><td style="text-align: center;">↗</td></tr> <tr><td>4:</td><td>10.1</td><td style="text-align: center;">←</td></tr> <tr><td>5:</td><td>9.2</td><td style="text-align: center;">←</td></tr> <tr><td>6:</td><td>10.2</td><td style="text-align: center;">↑</td></tr> <tr><td>7:</td><td>10.3</td><td style="text-align: center;">←</td></tr> <tr><td>8:</td><td>10.2</td><td style="text-align: center;">↙</td></tr> <tr><td>9:</td><td>*10.6</td><td style="text-align: center;">↗</td></tr> <tr><td>10:</td><td>10.2</td><td style="text-align: center;">↗</td></tr> <tr><td colspan="2">Serie</td><td style="text-align: right;">98.0</td></tr> <tr><td colspan="2">Total</td><td style="text-align: right;">98.0</td></tr> </table>	1:	10.3	↙	2:	9.4	←	3:	*10.6	↗	4:	10.1	←	5:	9.2	←	6:	10.2	↑	7:	10.3	←	8:	10.2	↙	9:	*10.6	↗	10:	10.2	↗	Serie		98.0	Total		98.0
1:	10.3	↙																																			
2:	9.4	←																																			
3:	*10.6	↗																																			
4:	10.1	←																																			
5:	9.2	←																																			
6:	10.2	↑																																			
7:	10.3	←																																			
8:	10.2	↙																																			
9:	*10.6	↗																																			
10:	10.2	↗																																			
Serie		98.0																																			
Total		98.0																																			
<p>20 Skud</p> 	<table style="width:100%; border-collapse: collapse;"> <tr><td style="width:10%;">11:</td><td style="width:80%;">10.0</td><td style="width:10%; text-align: center;">↑</td></tr> <tr><td>12:</td><td>10.3</td><td style="text-align: center;">↑</td></tr> <tr><td>13:</td><td>10.3</td><td style="text-align: center;">←</td></tr> <tr><td>14:</td><td>10.5</td><td style="text-align: center;">↑</td></tr> <tr><td>15:</td><td>*10.9</td><td style="text-align: center;">↘</td></tr> <tr><td>16:</td><td>*10.7</td><td style="text-align: center;">↗</td></tr> <tr><td>17:</td><td>*10.7</td><td style="text-align: center;">↗</td></tr> <tr><td>18:</td><td>9.9</td><td style="text-align: center;">↗</td></tr> <tr><td>19:</td><td>10.3</td><td style="text-align: center;">←</td></tr> <tr><td>20:</td><td>10.3</td><td style="text-align: center;">↑</td></tr> <tr><td colspan="2">Serie</td><td style="text-align: right;">99.0</td></tr> <tr><td colspan="2">Total</td><td style="text-align: right;">197.0</td></tr> </table>	11:	10.0	↑	12:	10.3	↑	13:	10.3	←	14:	10.5	↑	15:	*10.9	↘	16:	*10.7	↗	17:	*10.7	↗	18:	9.9	↗	19:	10.3	←	20:	10.3	↑	Serie		99.0	Total		197.0
11:	10.0	↑																																			
12:	10.3	↑																																			
13:	10.3	←																																			
14:	10.5	↑																																			
15:	*10.9	↘																																			
16:	*10.7	↗																																			
17:	*10.7	↗																																			
18:	9.9	↗																																			
19:	10.3	←																																			
20:	10.3	↑																																			
Serie		99.0																																			
Total		197.0																																			

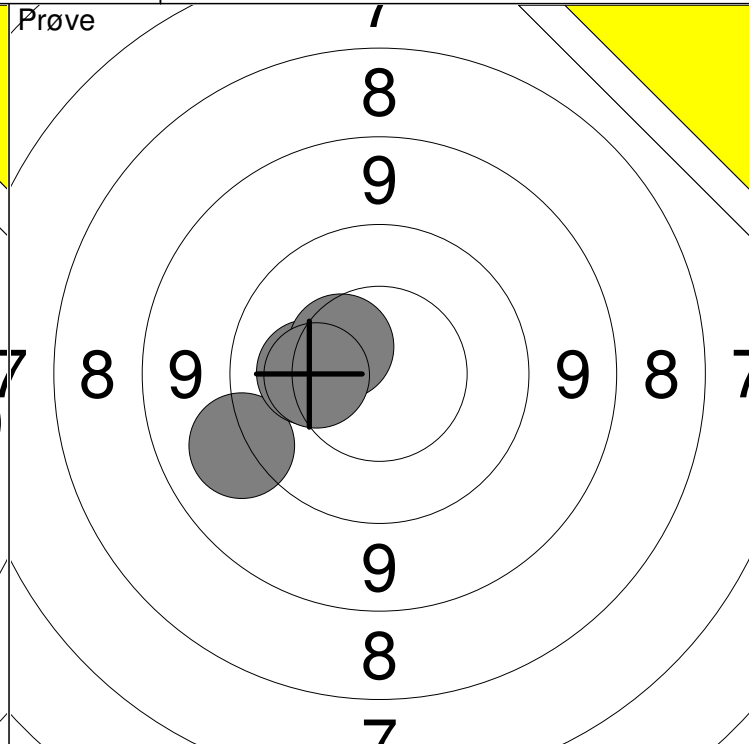
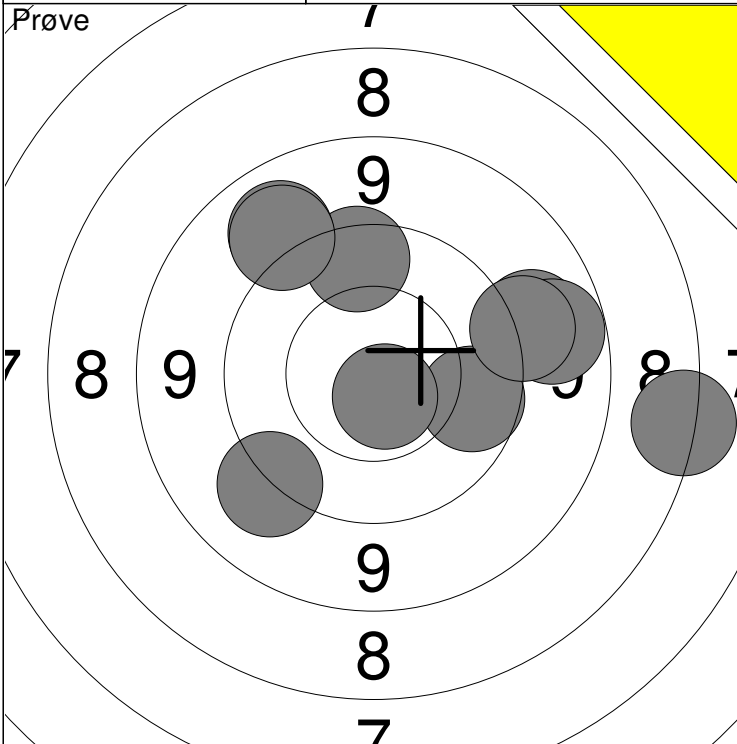
Hold
22

Skive
7

Nikolaj Lund Nymann

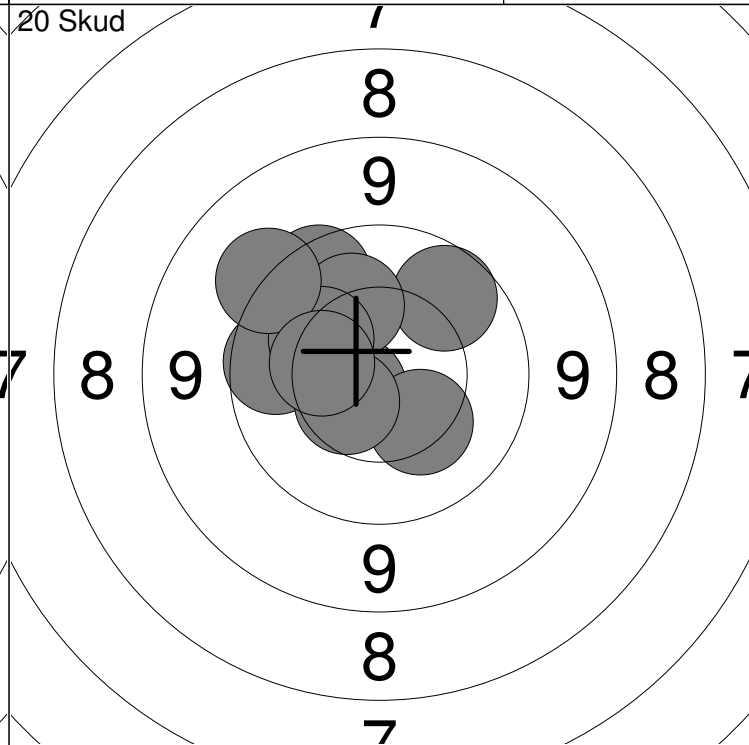
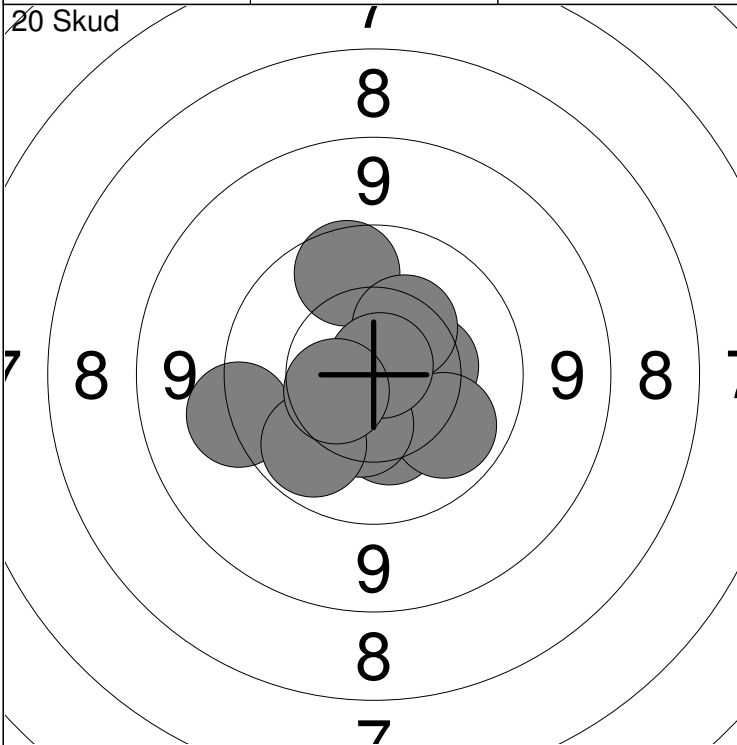
Vester Hassing Skf.

J2



1: 9.9 →	6: 9.7 ↑	Serie	89.0
2: 7.5 →	7: *10.7 ↓		
3: 9.2 →	8: 9.1 ↗	Total	0.0
4: 9.0 →	9: 9.3 ↘		
5: 9.3 →	10: 9.2 ↗		

11: 9.3 ←	Serie	39.0
12: 10.2 ←		
13: 10.5 ↗	Total	0.0
14: 10.3 ←		



1: 9.5 ←	6: 10.1 ↓	Serie	98.0
2: 9.9 ↑	7: 10.4 ↓		
3: 10.4 →	8: 10.0 ↘	Total	98.0
4: 10.3 ↓	9: *10.8 ↗		
5: 10.4 ↗	10: 10.5 ←		

11: 9.9 ↗	16: 10.3 ↓	Serie	96.0
12: 9.8 ↗	17: 10.5 ↘		
13: 9.9 ←	18: 10.2 ↗	Total	194.0
14: *10.6 ←	19: 9.4 ↗		
15: 10.2 ↗	20: 10.3 ←		

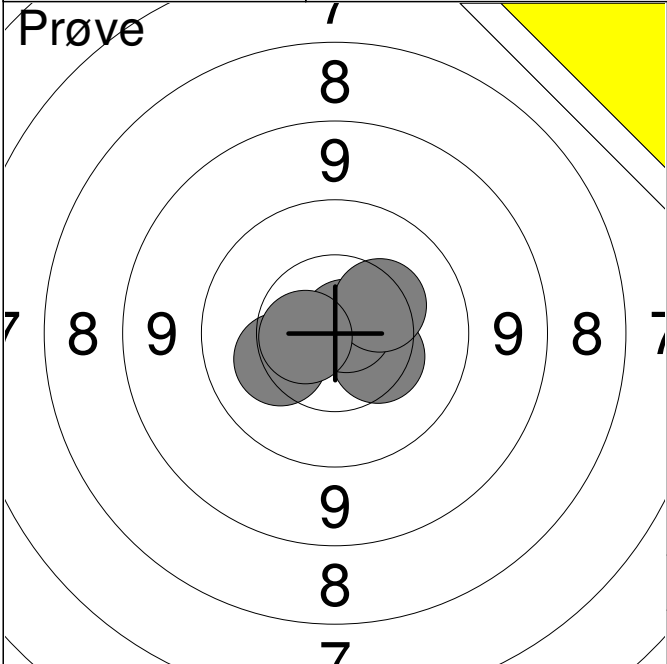
Hold
22

Skive
8

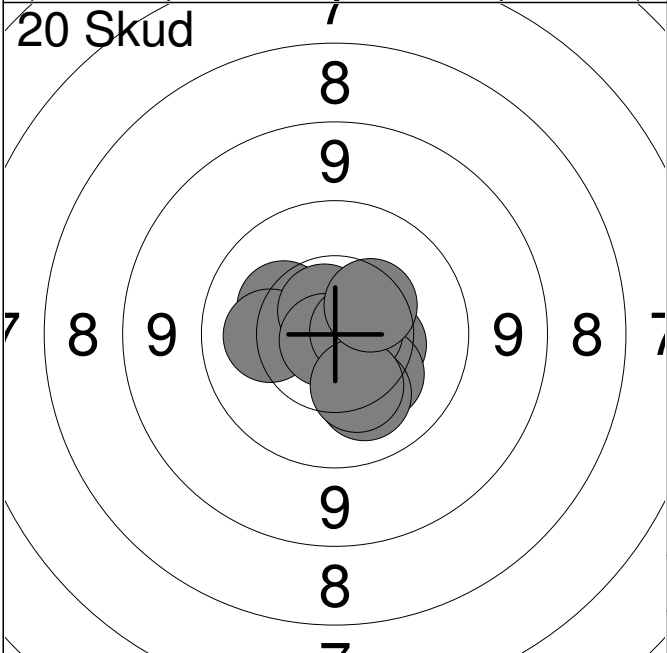
Kasper Schultz

Vester Hassing Skf.

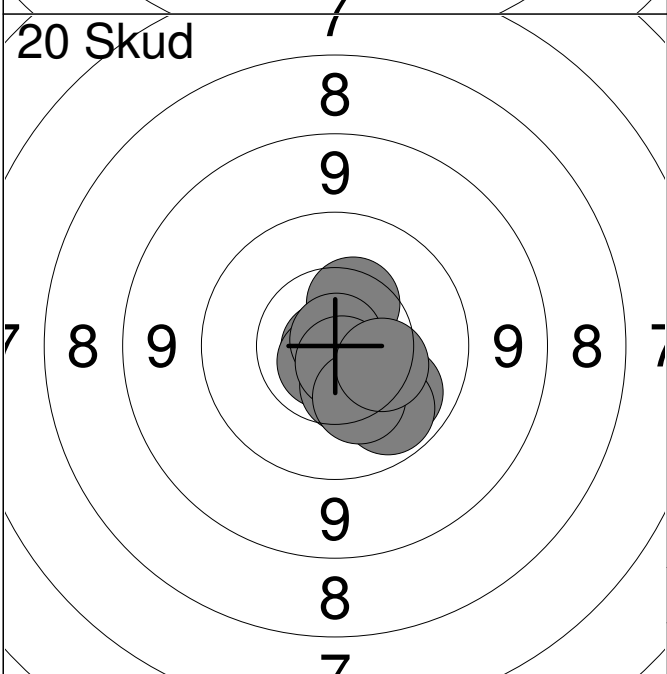
MB1



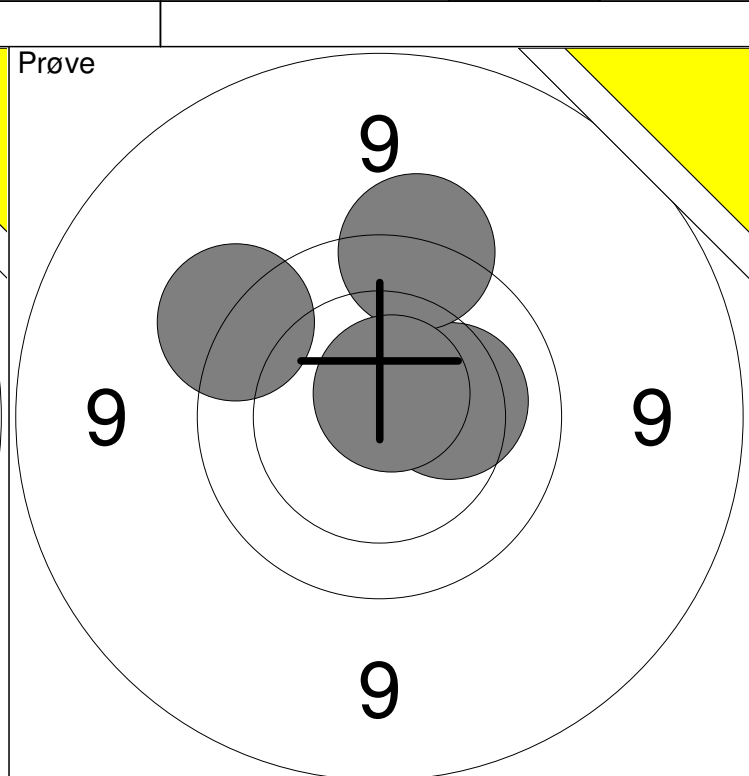
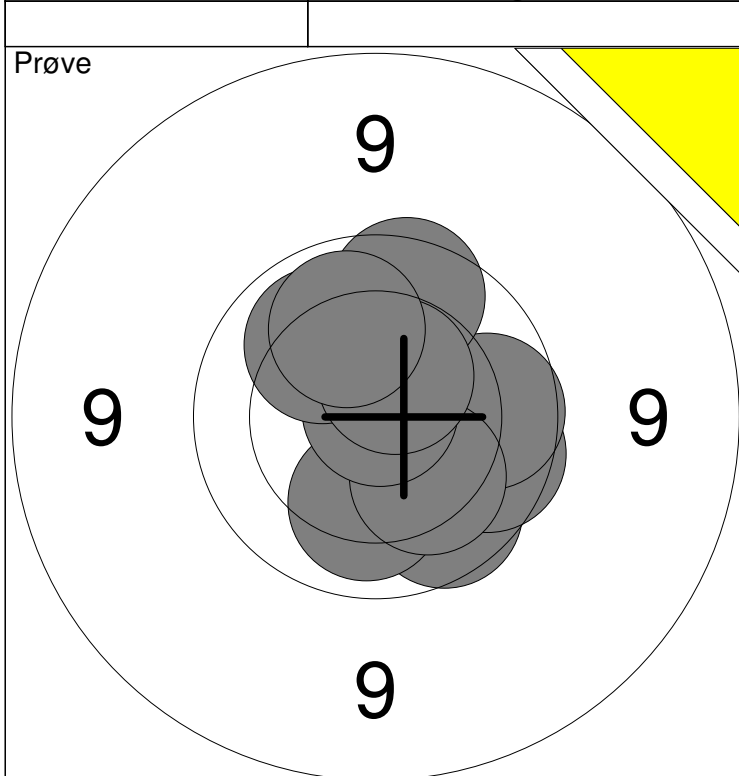
1:	10.4	↘
2:	*10.8	↗
3:	10.2	↙
4:	10.3	↗
5:	*10.6	↖
Serie		50.0
Total		0.0



1:	10.3	↗
2:	10.2	↖
3:	10.4	↗
4:	10.3	↘
5:	*10.7	↗
6:	10.2	↘
7:	*10.8	↖
8:	*10.7	↗
9:	10.3	↘
10:	10.4	↗
Serie		100.0
Total		100.0

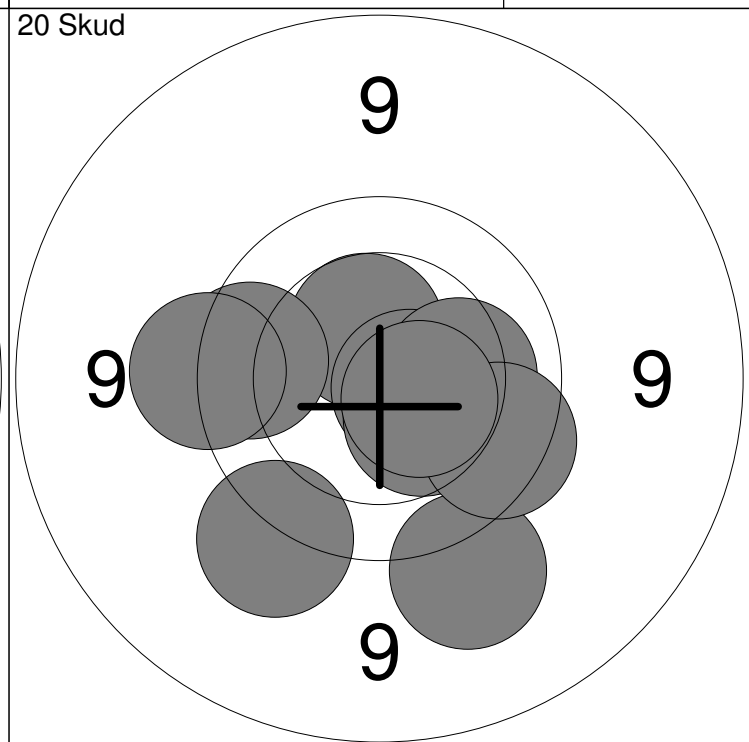
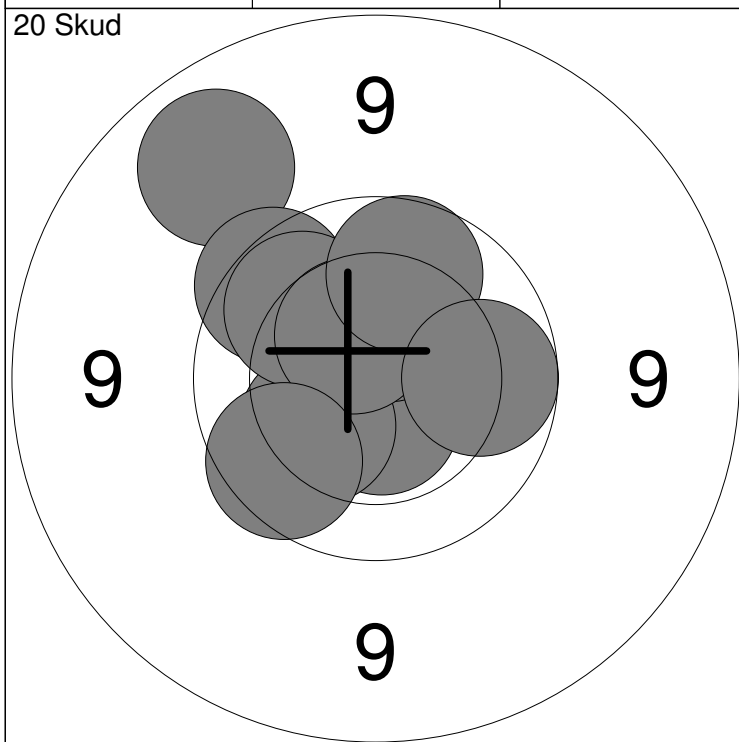


11:	*10.9	↖
12:	10.1	↘
13:	*10.7	↙
14:	10.4	↗
15:	*10.9	↗
16:	10.5	↘
17:	10.0	↘
18:	*10.7	↘
19:	10.3	↘
20:	10.4	↘
Serie		100.0
Total		200.0



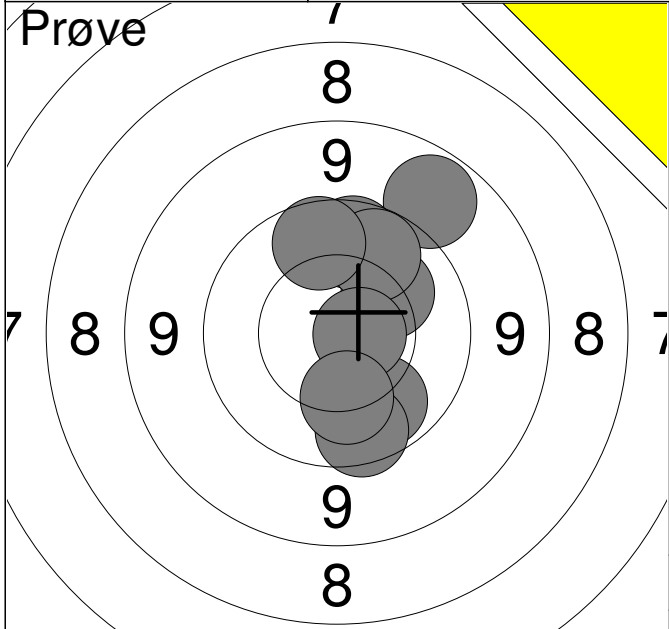
1: 9.9 ↘	6: *10.9 ↗	Serie	96.0
2: 9.9 →	7: 9.8 ↗		
3: 10.1 ↓	8: 10.1 ↗	Total	0.0
4: 9.9 →	9: *10.5 ↗		
5: 10.2 ↘	10: 10.1 ↗		

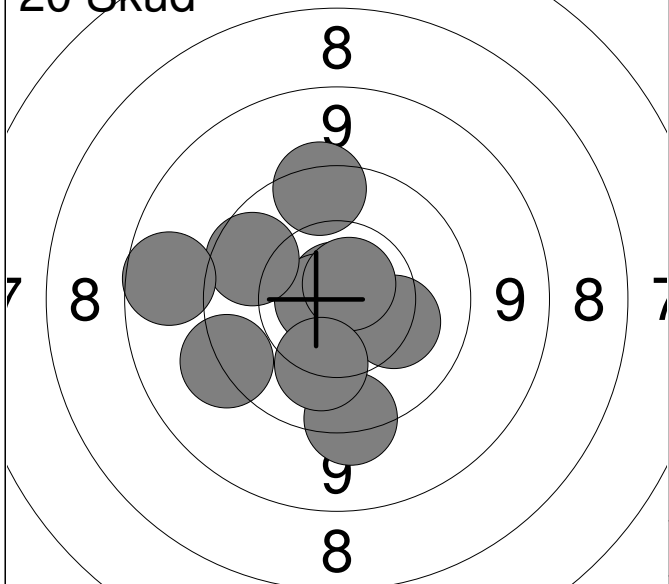
11: 9.6 ↗	Serie	38.0
12: 10.3 →		
13: 9.6 ↗	Total	0.0
14: *10.7 ↗		

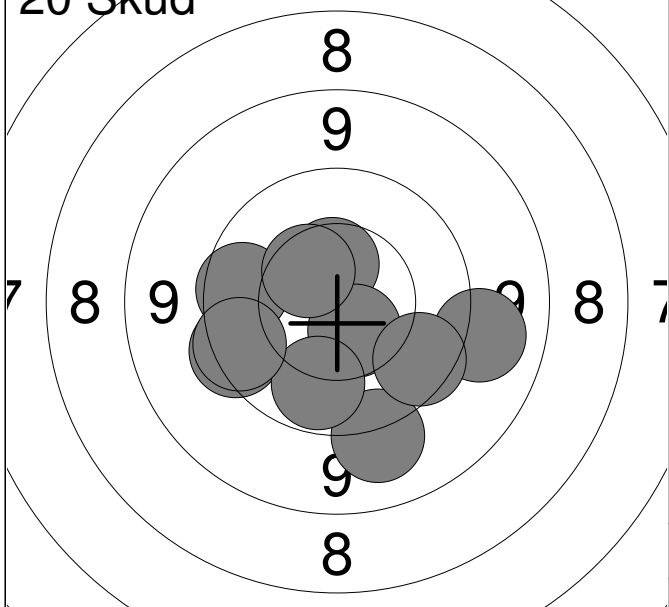


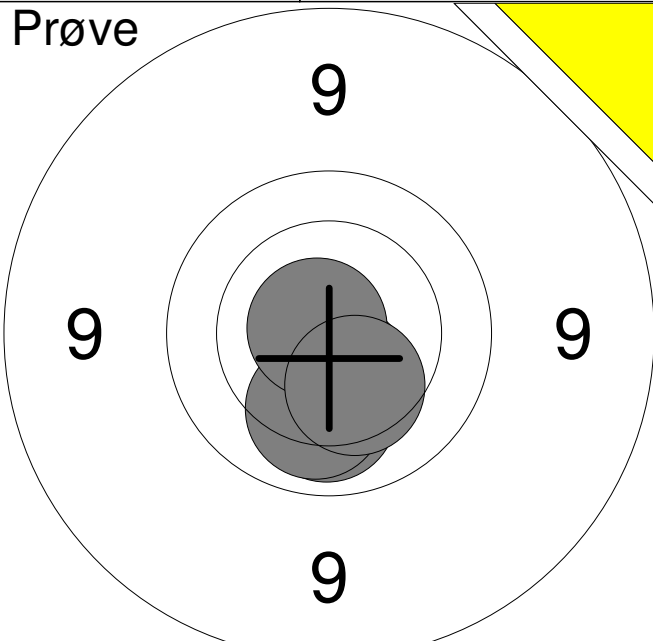
1: 9.1 ↗	6: 10.0 ↗	Serie	95.0
2: 9.8 ↗	7: 10.5 ↗		
3: *10.6 ↓	8: 9.9 ↗	Total	95.0
4: 10.4 ↗	9: 9.8 ↘		
5: 10.2 ↘	10: 9.9 →		

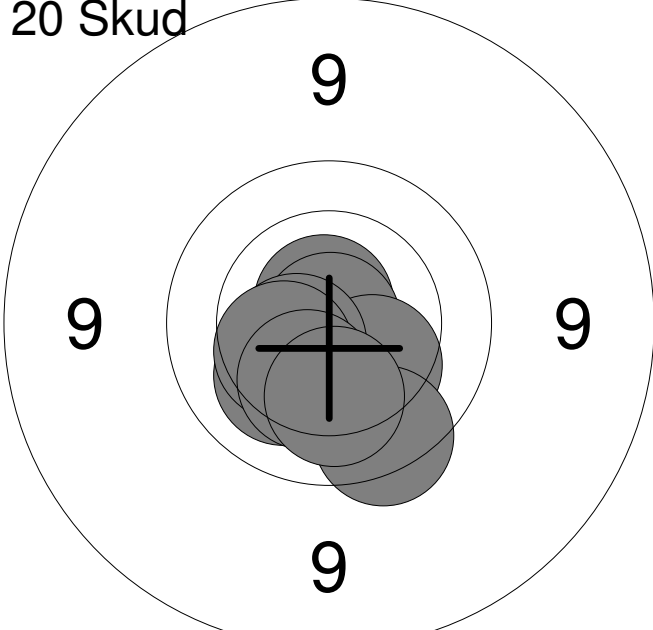
11: 10.5 ↗	16: 9.5 ↘	Serie	95.0
12: 9.8 ←	17: 9.6 ←		
13: *10.6 →	18: 10.4 ↓	Total	190.0
14: 9.4 ↓	19: 9.8 ↘		
15: 10.2 →	20: *10.5 ↘		

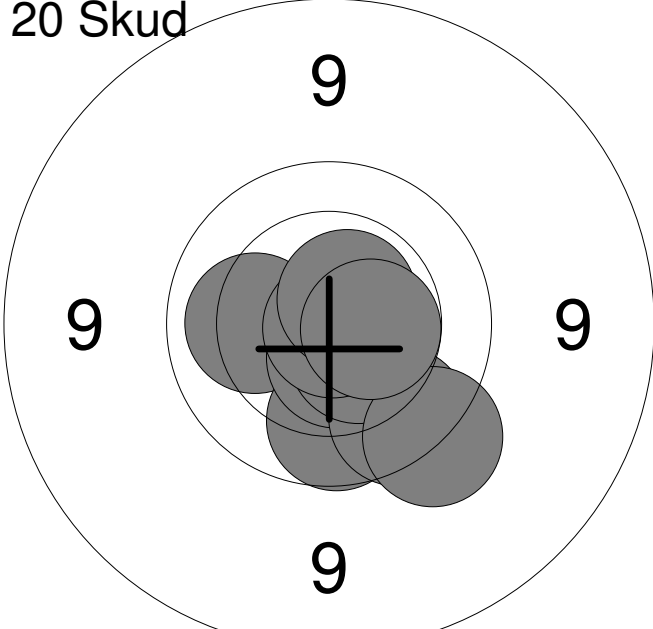
<p>Prøve</p> 	<table style="width:100%; border-collapse: collapse;"> <tr><td style="width:10%;">1:</td><td style="width:20%;">9.0</td><td style="width:10%; text-align: center;">↗</td></tr> <tr><td>2:</td><td>10.0</td><td style="text-align: center;">↘</td></tr> <tr><td>3:</td><td>9.9</td><td style="text-align: center;">↗</td></tr> <tr><td>4:</td><td>10.2</td><td style="text-align: center;">↗</td></tr> <tr><td>5:</td><td>10.0</td><td style="text-align: center;">↗</td></tr> <tr><td>6:</td><td>*10.7</td><td style="text-align: center;">→</td></tr> <tr><td>7:</td><td>9.8</td><td style="text-align: center;">↘</td></tr> <tr><td>8:</td><td>9.9</td><td style="text-align: center;">↗</td></tr> <tr><td>9:</td><td>10.2</td><td style="text-align: center;">↘</td></tr> <tr><td colspan="3"><hr/></td></tr> <tr><td colspan="2">Serie</td><td style="text-align: right;">86.0</td></tr> <tr><td colspan="2">Total</td><td style="text-align: right;">0.0</td></tr> </table>	1:	9.0	↗	2:	10.0	↘	3:	9.9	↗	4:	10.2	↗	5:	10.0	↗	6:	*10.7	→	7:	9.8	↘	8:	9.9	↗	9:	10.2	↘	<hr/>			Serie		86.0	Total		0.0
1:	9.0	↗																																			
2:	10.0	↘																																			
3:	9.9	↗																																			
4:	10.2	↗																																			
5:	10.0	↗																																			
6:	*10.7	→																																			
7:	9.8	↘																																			
8:	9.9	↗																																			
9:	10.2	↘																																			
<hr/>																																					
Serie		86.0																																			
Total		0.0																																			

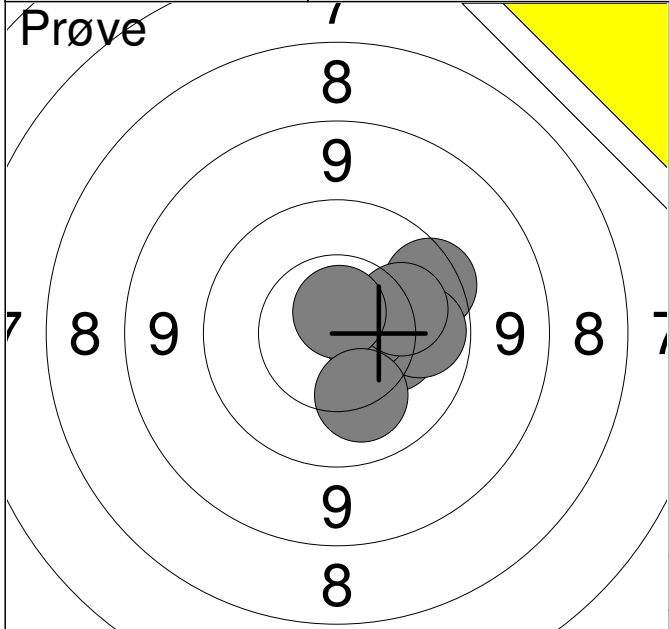
<p>20 Skud</p> 	<table style="width:100%; border-collapse: collapse;"> <tr><td style="width:10%;">1:</td><td style="width:20%;">*10.8</td><td style="width:10%; text-align: center;">↗</td></tr> <tr><td>2:</td><td>9.6</td><td style="text-align: center;">↗</td></tr> <tr><td>3:</td><td>9.5</td><td style="text-align: center;">↘</td></tr> <tr><td>4:</td><td>9.4</td><td style="text-align: center;">↖</td></tr> <tr><td>5:</td><td>*10.8</td><td style="text-align: center;">↖</td></tr> <tr><td>6:</td><td>9.9</td><td style="text-align: center;">↗</td></tr> <tr><td>7:</td><td>8.9</td><td style="text-align: center;">↖</td></tr> <tr><td>8:</td><td>10.2</td><td style="text-align: center;">↘</td></tr> <tr><td>9:</td><td>*10.7</td><td style="text-align: center;">↗</td></tr> <tr><td>10:</td><td>10.2</td><td style="text-align: center;">↘</td></tr> <tr><td colspan="3"><hr/></td></tr> <tr><td colspan="2">Serie</td><td style="text-align: right;">94.0</td></tr> <tr><td colspan="2">Total</td><td style="text-align: right;">94.0</td></tr> </table>	1:	*10.8	↗	2:	9.6	↗	3:	9.5	↘	4:	9.4	↖	5:	*10.8	↖	6:	9.9	↗	7:	8.9	↖	8:	10.2	↘	9:	*10.7	↗	10:	10.2	↘	<hr/>			Serie		94.0	Total		94.0
1:	*10.8	↗																																						
2:	9.6	↗																																						
3:	9.5	↘																																						
4:	9.4	↖																																						
5:	*10.8	↖																																						
6:	9.9	↗																																						
7:	8.9	↖																																						
8:	10.2	↘																																						
9:	*10.7	↗																																						
10:	10.2	↘																																						
<hr/>																																								
Serie		94.0																																						
Total		94.0																																						

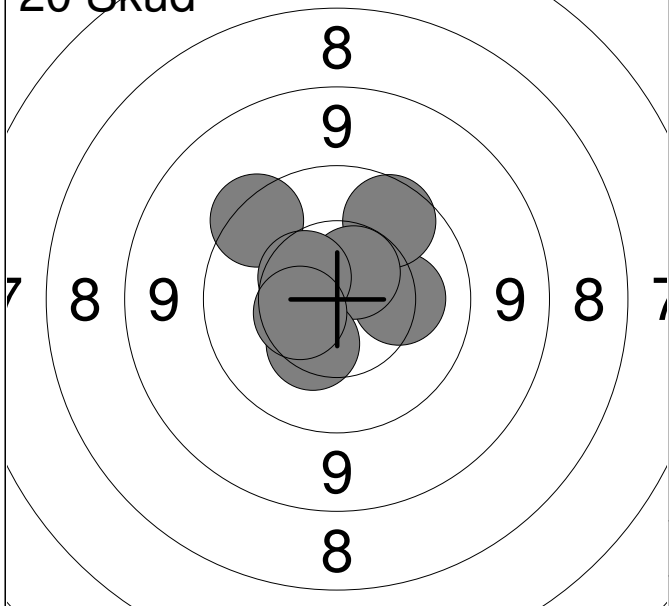
<p>20 Skud</p> 	<table style="width:100%; border-collapse: collapse;"> <tr><td style="width:10%;">11:</td><td style="width:20%;">9.8</td><td style="width:10%; text-align: center;">↖</td></tr> <tr><td>12:</td><td>10.5</td><td style="text-align: center;">↗</td></tr> <tr><td>13:</td><td>9.6</td><td style="text-align: center;">↖</td></tr> <tr><td>14:</td><td>9.3</td><td style="text-align: center;">↘</td></tr> <tr><td>15:</td><td>9.2</td><td style="text-align: center;">↘</td></tr> <tr><td>16:</td><td>10.6</td><td style="text-align: center;">↘</td></tr> <tr><td>17:</td><td>10.0</td><td style="text-align: center;">↘</td></tr> <tr><td>18:</td><td>9.8</td><td style="text-align: center;">↘</td></tr> <tr><td>19:</td><td>10.5</td><td style="text-align: center;">↗</td></tr> <tr><td>20:</td><td>9.7</td><td style="text-align: center;">↖</td></tr> <tr><td colspan="3"><hr/></td></tr> <tr><td colspan="2">Serie</td><td style="text-align: right;">94.0</td></tr> <tr><td colspan="2">Total</td><td style="text-align: right;">188.0</td></tr> </table>	11:	9.8	↖	12:	10.5	↗	13:	9.6	↖	14:	9.3	↘	15:	9.2	↘	16:	10.6	↘	17:	10.0	↘	18:	9.8	↘	19:	10.5	↗	20:	9.7	↖	<hr/>			Serie		94.0	Total		188.0
11:	9.8	↖																																						
12:	10.5	↗																																						
13:	9.6	↖																																						
14:	9.3	↘																																						
15:	9.2	↘																																						
16:	10.6	↘																																						
17:	10.0	↘																																						
18:	9.8	↘																																						
19:	10.5	↗																																						
20:	9.7	↖																																						
<hr/>																																								
Serie		94.0																																						
Total		188.0																																						

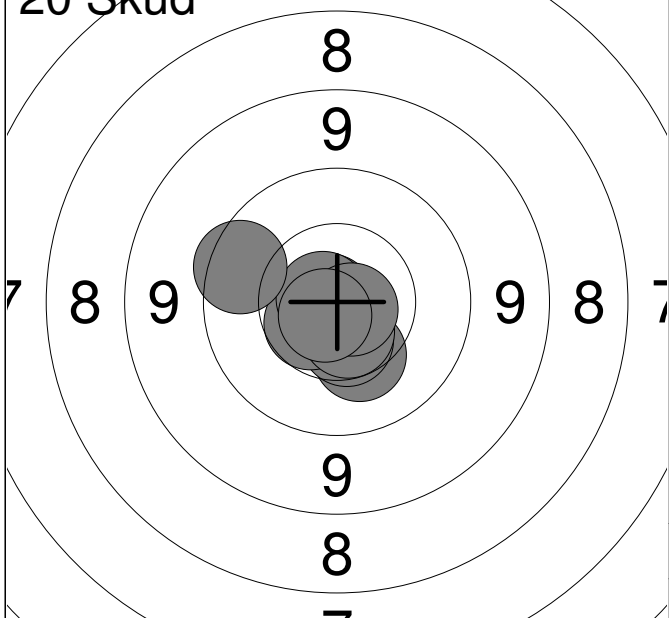
<p>Prøve</p> 	<table style="width:100%; border-collapse: collapse;"> <tr><td style="width:10%;">1:</td><td style="width:15%;">*10.5</td><td style="width:10%; text-align: right;">↓</td></tr> <tr><td>2:</td><td>10.1</td><td style="text-align: right;">↓</td></tr> <tr><td>3:</td><td>10.1</td><td style="text-align: right;">↓</td></tr> <tr><td>4:</td><td>*10.8</td><td style="text-align: right;">↗</td></tr> <tr><td>5:</td><td>10.3</td><td style="text-align: right;">↓</td></tr> </table> <table border="1" style="width:100%; border-collapse: collapse; margin-top: 5px;"> <tr> <td style="width:80%;">Serie</td> <td style="text-align: right;">50.0</td> </tr> <tr> <td>Total</td> <td style="text-align: right;">0.0</td> </tr> </table>	1:	*10.5	↓	2:	10.1	↓	3:	10.1	↓	4:	*10.8	↗	5:	10.3	↓	Serie	50.0	Total	0.0
1:	*10.5	↓																		
2:	10.1	↓																		
3:	10.1	↓																		
4:	*10.8	↗																		
5:	10.3	↓																		
Serie	50.0																			
Total	0.0																			

<p>20 Skud</p> 	<table style="width:100%; border-collapse: collapse;"> <tr><td style="width:10%;">1:</td><td style="width:15%;">*10.6</td><td style="width:10%; text-align: right;">↙</td></tr> <tr><td>2:</td><td>*10.7</td><td style="text-align: right;">↗</td></tr> <tr><td>3:</td><td>*10.9</td><td style="text-align: right;">→</td></tr> <tr><td>4:</td><td>10.3</td><td style="text-align: right;">↓</td></tr> <tr><td>5:</td><td>*10.5</td><td style="text-align: right;">↙</td></tr> <tr><td>6:</td><td>10.2</td><td style="text-align: right;">↙</td></tr> <tr><td>7:</td><td>10.4</td><td style="text-align: right;">↙</td></tr> <tr><td>8:</td><td>10.3</td><td style="text-align: right;">↓</td></tr> <tr><td>9:</td><td>9.7</td><td style="text-align: right;">↓</td></tr> <tr><td>10:</td><td>10.2</td><td style="text-align: right;">↓</td></tr> </table> <table border="1" style="width:100%; border-collapse: collapse; margin-top: 5px;"> <tr> <td style="width:80%;">Serie</td> <td style="text-align: right;">99.0</td> </tr> <tr> <td>Total</td> <td style="text-align: right;">99.0</td> </tr> </table>	1:	*10.6	↙	2:	*10.7	↗	3:	*10.9	→	4:	10.3	↓	5:	*10.5	↙	6:	10.2	↙	7:	10.4	↙	8:	10.3	↓	9:	9.7	↓	10:	10.2	↓	Serie	99.0	Total	99.0
1:	*10.6	↙																																	
2:	*10.7	↗																																	
3:	*10.9	→																																	
4:	10.3	↓																																	
5:	*10.5	↙																																	
6:	10.2	↙																																	
7:	10.4	↙																																	
8:	10.3	↓																																	
9:	9.7	↓																																	
10:	10.2	↓																																	
Serie	99.0																																		
Total	99.0																																		

<p>20 Skud</p> 	<table style="width:100%; border-collapse: collapse;"> <tr><td style="width:10%;">11:</td><td style="width:15%;">*10.8</td><td style="width:10%; text-align: right;">↓</td></tr> <tr><td>12:</td><td>10.1</td><td style="text-align: right;">←</td></tr> <tr><td>13:</td><td>9.9</td><td style="text-align: right;">↓</td></tr> <tr><td>14:</td><td>*10.6</td><td style="text-align: right;">↓</td></tr> <tr><td>15:</td><td>9.8</td><td style="text-align: right;">↓</td></tr> <tr><td>16:</td><td>*10.5</td><td style="text-align: right;">↓</td></tr> <tr><td>17:</td><td>*10.9</td><td style="text-align: right;">↓</td></tr> <tr><td>18:</td><td>9.6</td><td style="text-align: right;">↓</td></tr> <tr><td>19:</td><td>*10.6</td><td style="text-align: right;">↗</td></tr> <tr><td>20:</td><td>*10.5</td><td style="text-align: right;">→</td></tr> </table> <table border="1" style="width:100%; border-collapse: collapse; margin-top: 5px;"> <tr> <td style="width:80%;">Serie</td> <td style="text-align: right;">97.0</td> </tr> <tr> <td>Total</td> <td style="text-align: right;">196.0</td> </tr> </table>	11:	*10.8	↓	12:	10.1	←	13:	9.9	↓	14:	*10.6	↓	15:	9.8	↓	16:	*10.5	↓	17:	*10.9	↓	18:	9.6	↓	19:	*10.6	↗	20:	*10.5	→	Serie	97.0	Total	196.0
11:	*10.8	↓																																	
12:	10.1	←																																	
13:	9.9	↓																																	
14:	*10.6	↓																																	
15:	9.8	↓																																	
16:	*10.5	↓																																	
17:	*10.9	↓																																	
18:	9.6	↓																																	
19:	*10.6	↗																																	
20:	*10.5	→																																	
Serie	97.0																																		
Total	196.0																																		

<p>Prøve</p> 	<table style="width:100%; border-collapse: collapse;"> <tr><td style="width:10%;">1:</td><td style="width:10%;">9.7</td><td style="width:10%; text-align: right;">↗</td></tr> <tr><td>2:</td><td>10.3</td><td style="text-align: right;">→</td></tr> <tr><td>3:</td><td>10.0</td><td style="text-align: right;">→</td></tr> <tr><td>4:</td><td>*10.6</td><td style="text-align: right;">→</td></tr> <tr><td>5:</td><td>10.2</td><td style="text-align: right;">↗</td></tr> <tr><td>6:</td><td>*10.7</td><td style="text-align: right;">↑</td></tr> <tr><td>7:</td><td>10.2</td><td style="text-align: right;">↘</td></tr> </table>	1:	9.7	↗	2:	10.3	→	3:	10.0	→	4:	*10.6	→	5:	10.2	↗	6:	*10.7	↑	7:	10.2	↘
1:	9.7	↗																				
2:	10.3	→																				
3:	10.0	→																				
4:	*10.6	→																				
5:	10.2	↗																				
6:	*10.7	↑																				
7:	10.2	↘																				
<table style="width:100%; border-collapse: collapse;"> <tr> <td style="width:10%;">Serie</td> <td style="width:80%;"></td> <td style="width:10%; text-align: right;">69.0</td> </tr> <tr> <td>Total</td> <td></td> <td style="text-align: right;">0.0</td> </tr> </table>		Serie		69.0	Total		0.0															
Serie		69.0																				
Total		0.0																				

<p>20 Skud</p> 	<table style="width:100%; border-collapse: collapse;"> <tr><td style="width:10%;">1:</td><td style="width:10%;">*10.6</td><td style="width:10%; text-align: right;">←</td></tr> <tr><td>2:</td><td>10.6</td><td style="text-align: right;">↗</td></tr> <tr><td>3:</td><td>10.2</td><td style="text-align: right;">→</td></tr> <tr><td>4:</td><td>9.9</td><td style="text-align: right;">↗</td></tr> <tr><td>5:</td><td>10.5</td><td style="text-align: right;">←</td></tr> <tr><td>6:</td><td>*10.6</td><td style="text-align: right;">↗</td></tr> <tr><td>7:</td><td>9.6</td><td style="text-align: right;">↗</td></tr> <tr><td>8:</td><td>10.5</td><td style="text-align: right;">↗</td></tr> <tr><td>9:</td><td>10.4</td><td style="text-align: right;">↘</td></tr> <tr><td>10:</td><td>10.5</td><td style="text-align: right;">←</td></tr> </table>	1:	*10.6	←	2:	10.6	↗	3:	10.2	→	4:	9.9	↗	5:	10.5	←	6:	*10.6	↗	7:	9.6	↗	8:	10.5	↗	9:	10.4	↘	10:	10.5	←
1:	*10.6	←																													
2:	10.6	↗																													
3:	10.2	→																													
4:	9.9	↗																													
5:	10.5	←																													
6:	*10.6	↗																													
7:	9.6	↗																													
8:	10.5	↗																													
9:	10.4	↘																													
10:	10.5	←																													
<table style="width:100%; border-collapse: collapse;"> <tr> <td style="width:10%;">Serie</td> <td style="width:80%;"></td> <td style="width:10%; text-align: right;">98.0</td> </tr> <tr> <td>Total</td> <td></td> <td style="text-align: right;">98.0</td> </tr> </table>		Serie		98.0	Total		98.0																								
Serie		98.0																													
Total		98.0																													

<p>20 Skud</p> 	<table style="width:100%; border-collapse: collapse;"> <tr><td style="width:10%;">11:</td><td style="width:10%;">*10.7</td><td style="width:10%; text-align: right;">↘</td></tr> <tr><td>12:</td><td>10.3</td><td style="text-align: right;">↘</td></tr> <tr><td>13:</td><td>*10.9</td><td style="text-align: right;">←</td></tr> <tr><td>14:</td><td>10.5</td><td style="text-align: right;">↘</td></tr> <tr><td>15:</td><td>10.6</td><td style="text-align: right;">←</td></tr> <tr><td>16:</td><td>*10.8</td><td style="text-align: right;">↗</td></tr> <tr><td>17:</td><td>10.6</td><td style="text-align: right;">↘</td></tr> <tr><td>18:</td><td>*10.8</td><td style="text-align: right;">↘</td></tr> <tr><td>19:</td><td>9.7</td><td style="text-align: right;">↗</td></tr> <tr><td>20:</td><td>*10.7</td><td style="text-align: right;">↘</td></tr> </table>	11:	*10.7	↘	12:	10.3	↘	13:	*10.9	←	14:	10.5	↘	15:	10.6	←	16:	*10.8	↗	17:	10.6	↘	18:	*10.8	↘	19:	9.7	↗	20:	*10.7	↘
11:	*10.7	↘																													
12:	10.3	↘																													
13:	*10.9	←																													
14:	10.5	↘																													
15:	10.6	←																													
16:	*10.8	↗																													
17:	10.6	↘																													
18:	*10.8	↘																													
19:	9.7	↗																													
20:	*10.7	↘																													
<table style="width:100%; border-collapse: collapse;"> <tr> <td style="width:10%;">Serie</td> <td style="width:80%;"></td> <td style="width:10%; text-align: right;">99.0</td> </tr> <tr> <td>Total</td> <td></td> <td style="text-align: right;">197.0</td> </tr> </table>		Serie		99.0	Total		197.0																								
Serie		99.0																													
Total		197.0																													

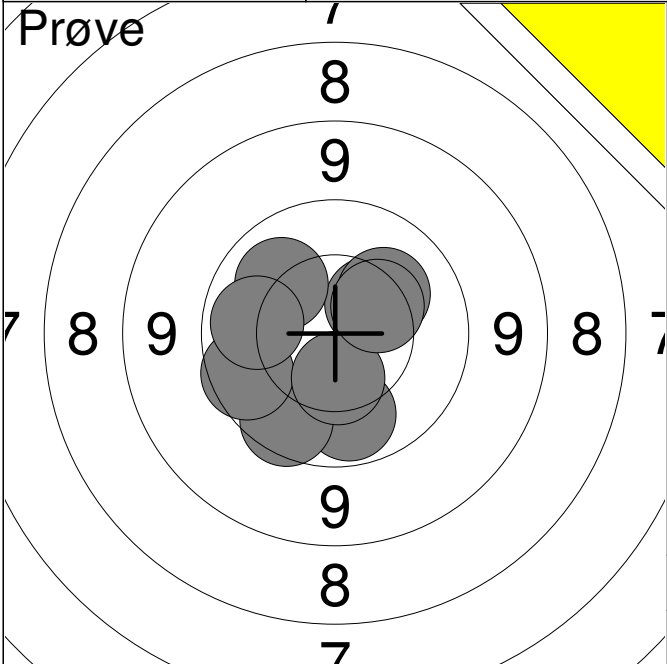
Hold
23

Skive
1

Nikolaj Lund Nymann

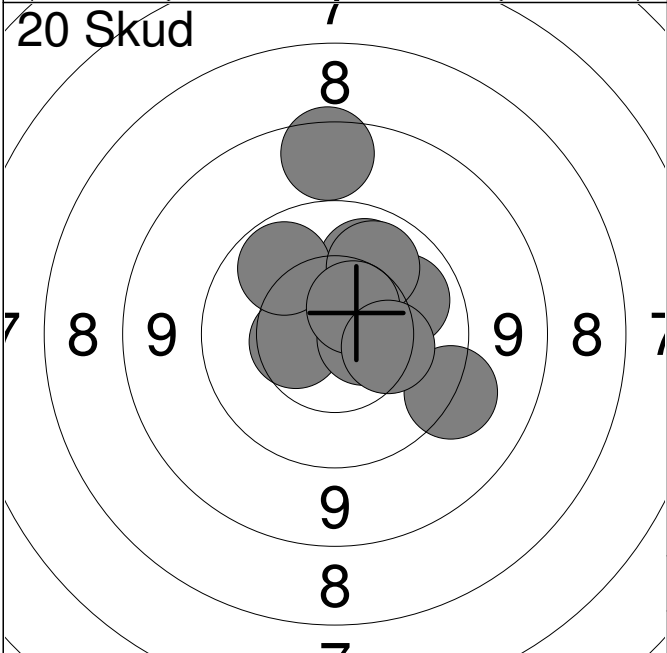
Vester Hassing Skf.

MJ2



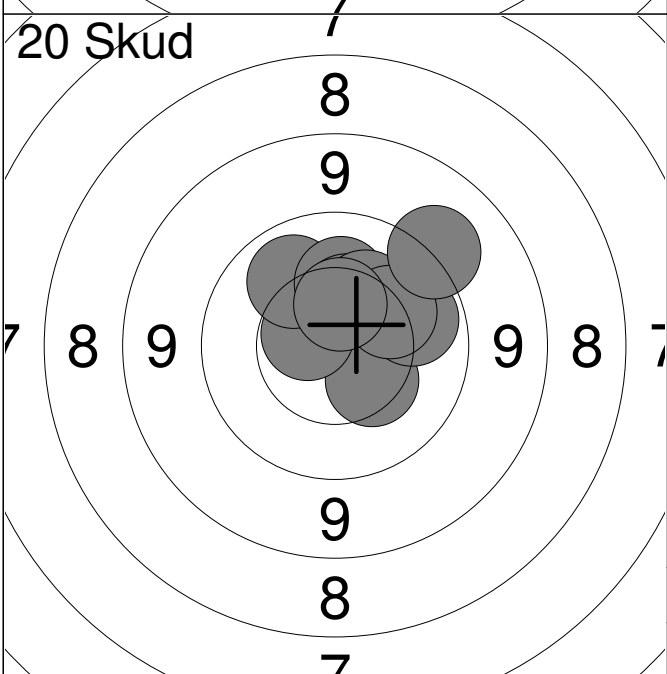
1:	10.0	↓
2:	9.8	↙
3:	10.4	↗
4:	10.2	↗
5:	10.1	↖
6:	9.8	↖
7:	10.0	↖
8:	10.4	↓
9:	10.4	↗

Serie	88.0
Total	0.0



1:	10.5	←
2:	8.8	↑
3:	10.1	↗
4:	10.0	↗
5:	*10.6	→
6:	10.1	↗
7:	10.1	↗
8:	9.4	→
9:	10.6	↗
10:	10.3	→

Serie	97.0
Total	97.0



11:	10.4	↓
12:	*10.6	↖
13:	10.1	↖
14:	10.2	↑
15:	10.4	↑
16:	10.3	↗
17:	10.0	→
18:	10.2	↗
19:	9.3	↗
20:	10.5	↑

Serie	99.0
Total	196.0

Hold
23

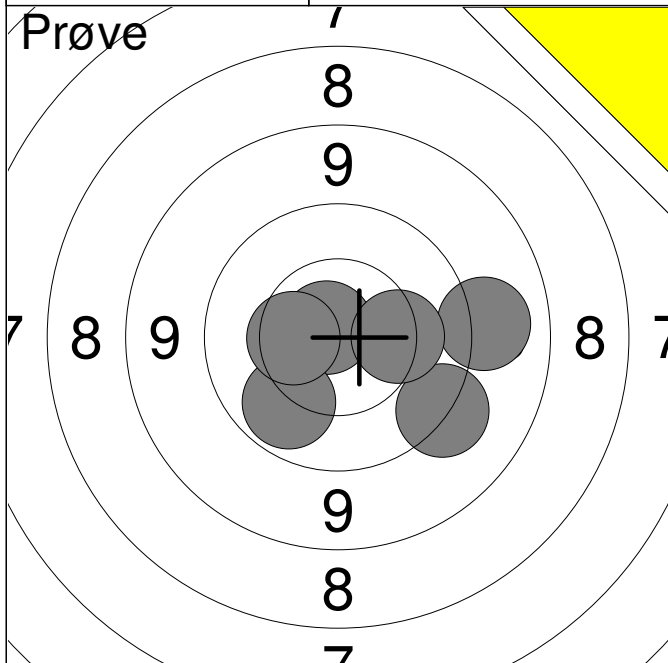
Skive
2

Jacob Schultz

Vester Hassing Skf.

MB2

Prøve

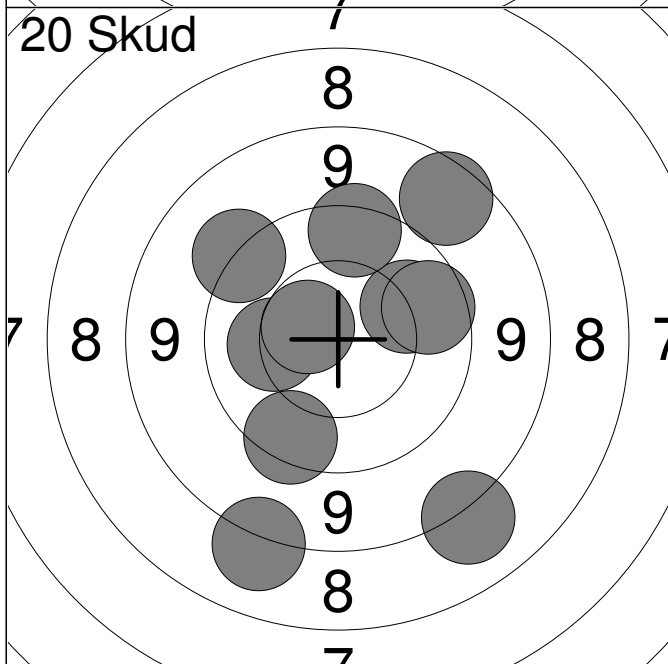


1:	9.2	→
2:	9.4	↘
3:	*10.8	↗
4:	10.0	↙
5:	10.3	→
6:	10.4	←

Serie 58.0

Total 0.0

20 Skud

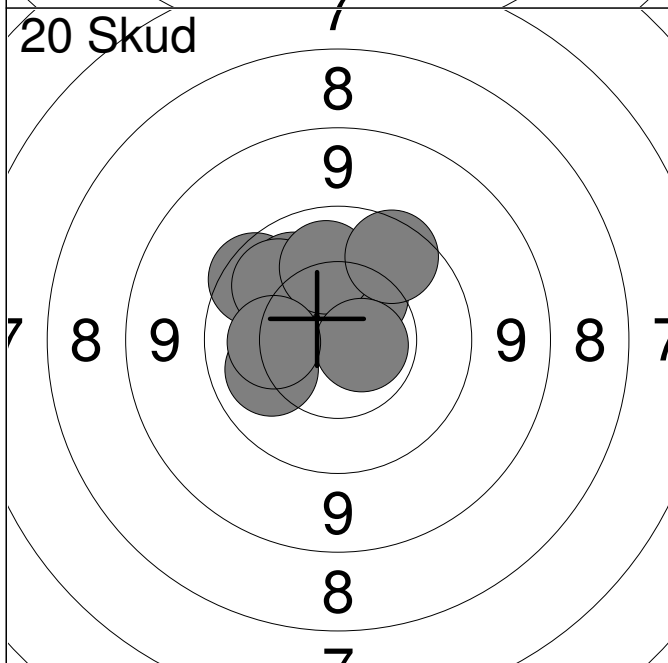


1:	10.1	↗
2:	8.3	↘
3:	9.7	↙
4:	8.2	↘
5:	10.2	←
6:	9.4	↗
7:	9.6	↑
8:	10.6	↙
9:	8.8	↗
10:	9.8	→

Serie 90.0

Total 90.0

20 Skud



11:	9.7	↗
12:	10.1	↗
13:	10.3	↑
14:	10.4	↗
15:	10.1	↙
16:	10.0	↗
17:	10.1	↑
18:	9.8	↗
19:	*10.7	→
20:	10.2	←

Serie 98.0

Total 188.0

Hold
23

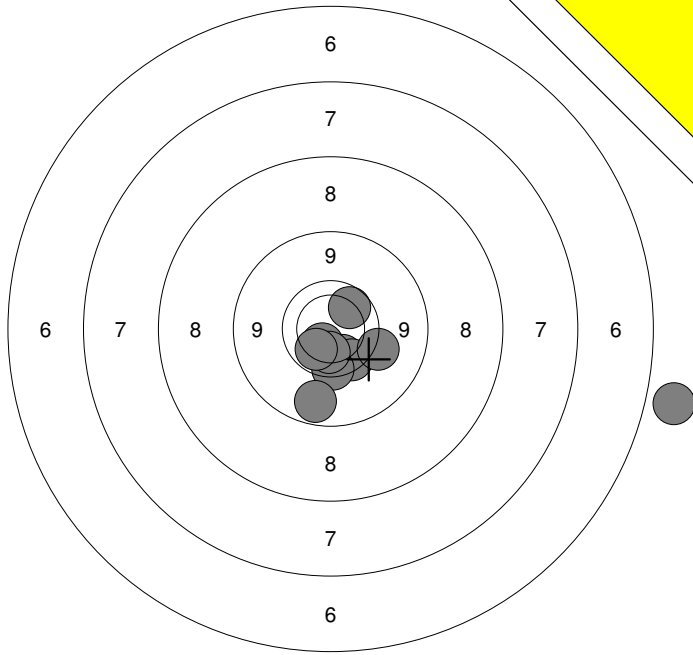
Skive
3

Hanna Houen Jensen

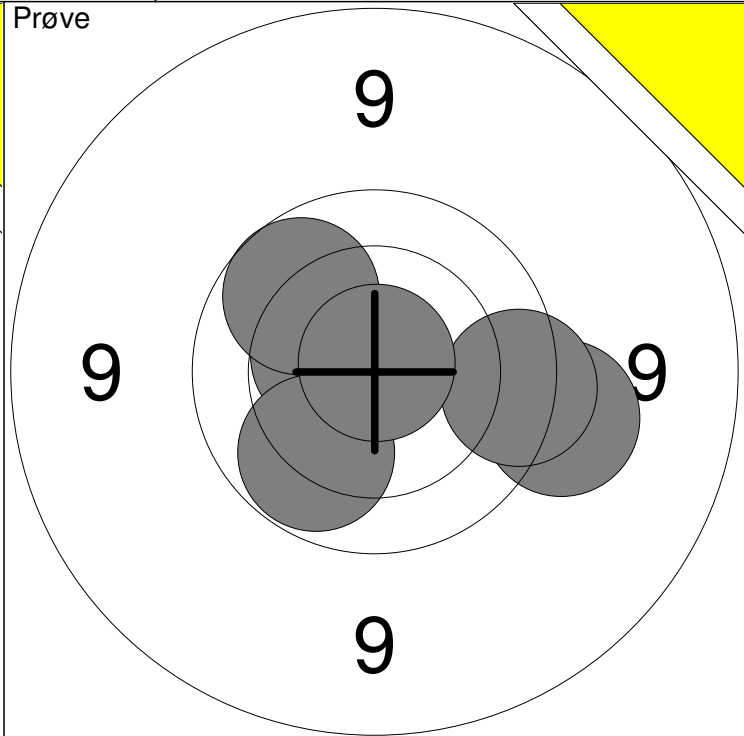
Vester Hassing Skf.

BK2

Prøve



Prøve



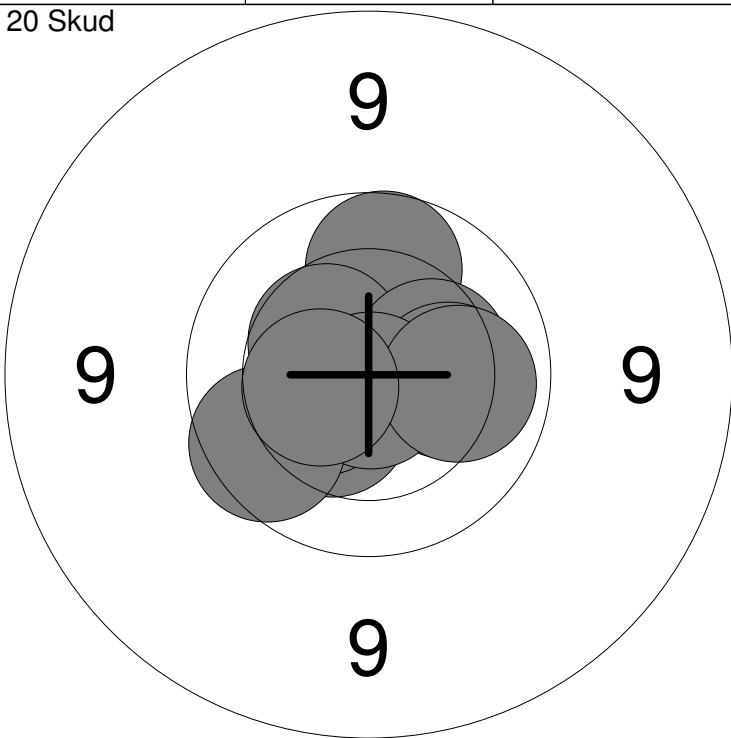
1: 9.9 ↗	6: 9.5 →
2: 9.9 ↓	7: 9.7 ↓
3: 10.3 ↓	8: 10.1 ↓
4: 9.8 ↓	9: 10.1 ↓
5: 0.0 →	10: 9.0 ↓

Serie	84.0
Total	0.0

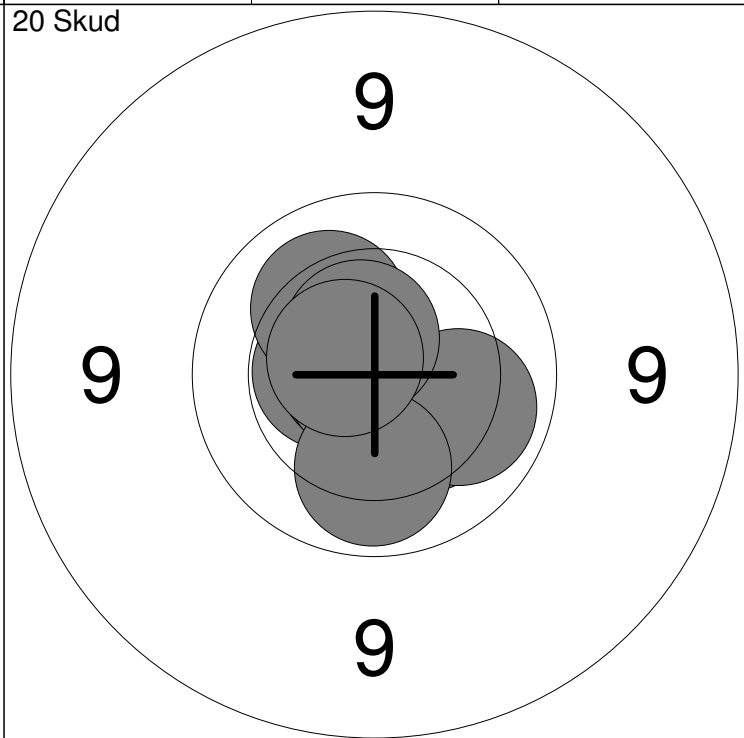
11: 9.5 →	16: *10.9 ↑
12: 10.5 ↖	
13: 10.0 ↓	
14: 9.9 ↗	
15: 9.7 →	

Serie	57.0
Total	0.0

20 Skud



20 Skud

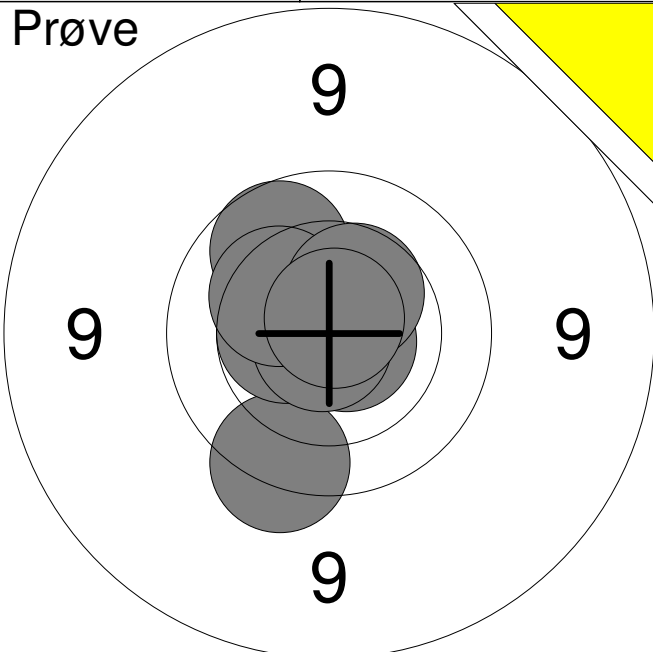


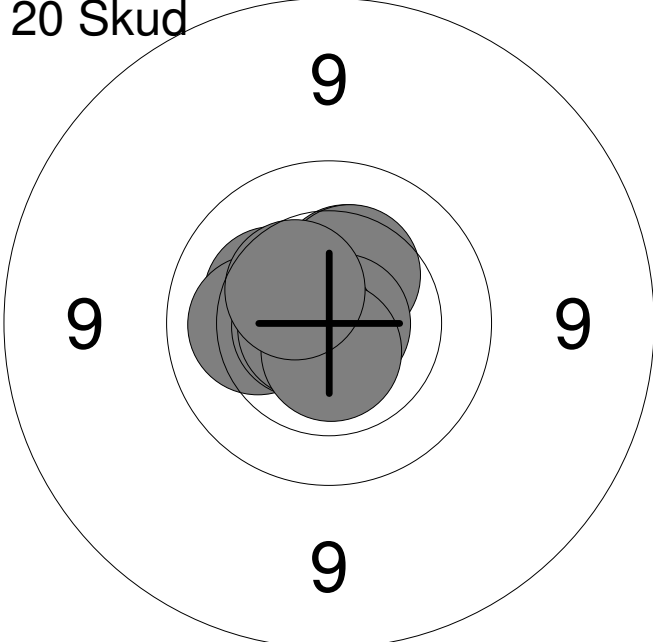
1: 10.4 ↙	6: 10.2 →
2: 9.9 ↑	7: *10.8 ↓
3: 10.4 ↖	8: 9.8 ↙
4: 10.4 ↖	9: 10.1 →
5: 10.3 →	10: 10.5 ↖

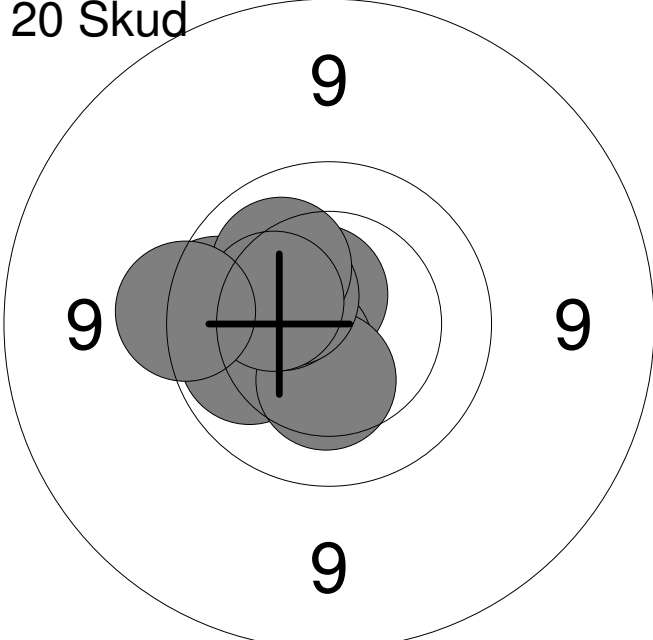
Serie	98.0
Total	98.0

11: *10.5 ↖	16: 10.1 →
12: *10.8 ↖	17: 10.1 ↓
13: *10.6 ↗	18: 10.2 ↗
14: 10.3 ↘	19: *10.6 ↗
15: *10.8 ↖	20: *10.6 ↖

Serie	100.0
Total	198.0

<p>Prøve</p> 	<table style="width:100%; border-collapse: collapse;"> <tr><td style="text-align: right;">1:</td><td style="text-align: right;">9.7</td><td style="text-align: right;">↙</td></tr> <tr><td style="text-align: right;">2:</td><td style="text-align: right;">*10.7</td><td style="text-align: right;">→</td></tr> <tr><td style="text-align: right;">3:</td><td style="text-align: right;">9.9</td><td style="text-align: right;">↗</td></tr> <tr><td style="text-align: right;">4:</td><td style="text-align: right;">10.5</td><td style="text-align: right;">←</td></tr> <tr><td style="text-align: right;">5:</td><td style="text-align: right;">*10.8</td><td style="text-align: right;">↙</td></tr> <tr><td style="text-align: right;">6:</td><td style="text-align: right;">10.3</td><td style="text-align: right;">↗</td></tr> <tr><td style="text-align: right;">7:</td><td style="text-align: right;">10.4</td><td style="text-align: right;">↗</td></tr> <tr><td style="text-align: right;">8:</td><td style="text-align: right;">*10.8</td><td style="text-align: right;">↗</td></tr> </table> <table border="1" style="width:100%; border-collapse: collapse; margin-top: 5px;"> <tr> <td style="width:80%;">Serie</td> <td style="text-align: right;">78.0</td> </tr> <tr> <td>Total</td> <td style="text-align: right;">0.0</td> </tr> </table>	1:	9.7	↙	2:	*10.7	→	3:	9.9	↗	4:	10.5	←	5:	*10.8	↙	6:	10.3	↗	7:	10.4	↗	8:	*10.8	↗	Serie	78.0	Total	0.0
1:	9.7	↙																											
2:	*10.7	→																											
3:	9.9	↗																											
4:	10.5	←																											
5:	*10.8	↙																											
6:	10.3	↗																											
7:	10.4	↗																											
8:	*10.8	↗																											
Serie	78.0																												
Total	0.0																												

<p>20 Skud</p> 	<table style="width:100%; border-collapse: collapse;"> <tr><td style="text-align: right;">1:</td><td style="text-align: right;">*10.5</td><td style="text-align: right;">↗</td></tr> <tr><td style="text-align: right;">2:</td><td style="text-align: right;">10.4</td><td style="text-align: right;">↗</td></tr> <tr><td style="text-align: right;">3:</td><td style="text-align: right;">10.4</td><td style="text-align: right;">↗</td></tr> <tr><td style="text-align: right;">4:</td><td style="text-align: right;">*10.8</td><td style="text-align: right;">→</td></tr> <tr><td style="text-align: right;">5:</td><td style="text-align: right;">10.3</td><td style="text-align: right;">↗</td></tr> <tr><td style="text-align: right;">6:</td><td style="text-align: right;">10.2</td><td style="text-align: right;">←</td></tr> <tr><td style="text-align: right;">7:</td><td style="text-align: right;">*10.6</td><td style="text-align: right;">←</td></tr> <tr><td style="text-align: right;">8:</td><td style="text-align: right;">*10.7</td><td style="text-align: right;">←</td></tr> <tr><td style="text-align: right;">9:</td><td style="text-align: right;">*10.6</td><td style="text-align: right;">↓</td></tr> <tr><td style="text-align: right;">10:</td><td style="text-align: right;">10.4</td><td style="text-align: right;">↗</td></tr> </table> <table border="1" style="width:100%; border-collapse: collapse; margin-top: 5px;"> <tr> <td style="width:80%;">Serie</td> <td style="text-align: right;">100.0</td> </tr> <tr> <td>Total</td> <td style="text-align: right;">100.0</td> </tr> </table>	1:	*10.5	↗	2:	10.4	↗	3:	10.4	↗	4:	*10.8	→	5:	10.3	↗	6:	10.2	←	7:	*10.6	←	8:	*10.7	←	9:	*10.6	↓	10:	10.4	↗	Serie	100.0	Total	100.0
1:	*10.5	↗																																	
2:	10.4	↗																																	
3:	10.4	↗																																	
4:	*10.8	→																																	
5:	10.3	↗																																	
6:	10.2	←																																	
7:	*10.6	←																																	
8:	*10.7	←																																	
9:	*10.6	↓																																	
10:	10.4	↗																																	
Serie	100.0																																		
Total	100.0																																		

<p>20 Skud</p> 	<table style="width:100%; border-collapse: collapse;"> <tr><td style="text-align: right;">11:</td><td style="text-align: right;">*10.6</td><td style="text-align: right;">↗</td></tr> <tr><td style="text-align: right;">12:</td><td style="text-align: right;">9.8</td><td style="text-align: right;">←</td></tr> <tr><td style="text-align: right;">13:</td><td style="text-align: right;">*10.6</td><td style="text-align: right;">↙</td></tr> <tr><td style="text-align: right;">14:</td><td style="text-align: right;">10.0</td><td style="text-align: right;">←</td></tr> <tr><td style="text-align: right;">15:</td><td style="text-align: right;">10.3</td><td style="text-align: right;">↓</td></tr> <tr><td style="text-align: right;">16:</td><td style="text-align: right;">10.4</td><td style="text-align: right;">↗</td></tr> <tr><td style="text-align: right;">17:</td><td style="text-align: right;">10.4</td><td style="text-align: right;">↗</td></tr> <tr><td style="text-align: right;">18:</td><td style="text-align: right;">10.2</td><td style="text-align: right;">↗</td></tr> <tr><td style="text-align: right;">19:</td><td style="text-align: right;">10.3</td><td style="text-align: right;">↗</td></tr> <tr><td style="text-align: right;">20:</td><td style="text-align: right;">9.6</td><td style="text-align: right;">←</td></tr> </table> <table border="1" style="width:100%; border-collapse: collapse; margin-top: 5px;"> <tr> <td style="width:80%;">Serie</td> <td style="text-align: right;">98.0</td> </tr> <tr> <td>Total</td> <td style="text-align: right;">198.0</td> </tr> </table>	11:	*10.6	↗	12:	9.8	←	13:	*10.6	↙	14:	10.0	←	15:	10.3	↓	16:	10.4	↗	17:	10.4	↗	18:	10.2	↗	19:	10.3	↗	20:	9.6	←	Serie	98.0	Total	198.0
11:	*10.6	↗																																	
12:	9.8	←																																	
13:	*10.6	↙																																	
14:	10.0	←																																	
15:	10.3	↓																																	
16:	10.4	↗																																	
17:	10.4	↗																																	
18:	10.2	↗																																	
19:	10.3	↗																																	
20:	9.6	←																																	
Serie	98.0																																		
Total	198.0																																		

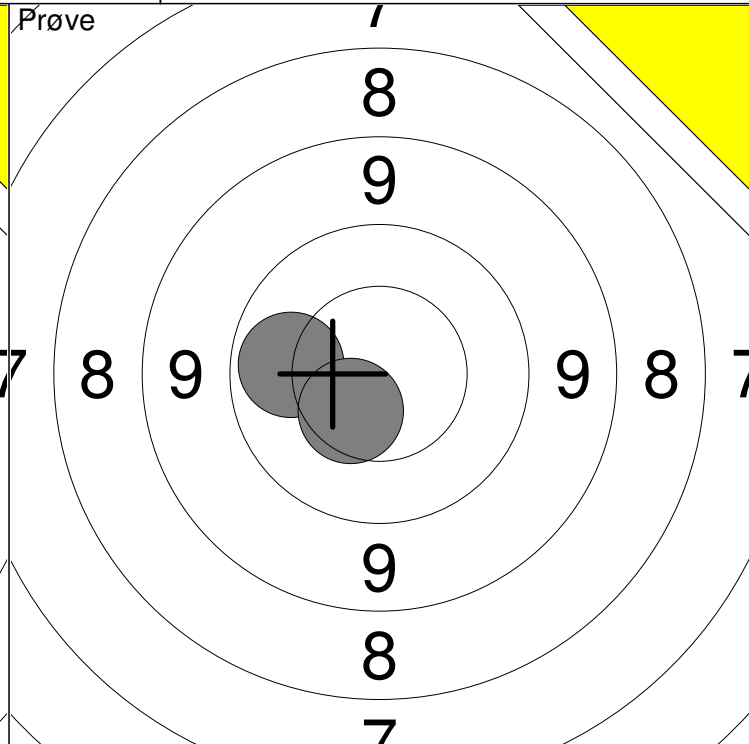
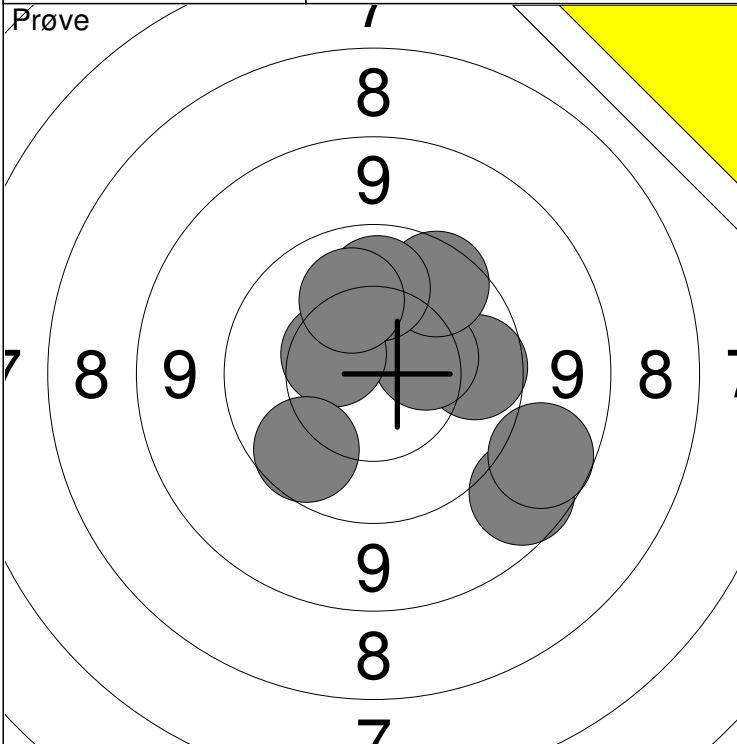
Hold
23

Skive
5

Jonas Worm-Larsen

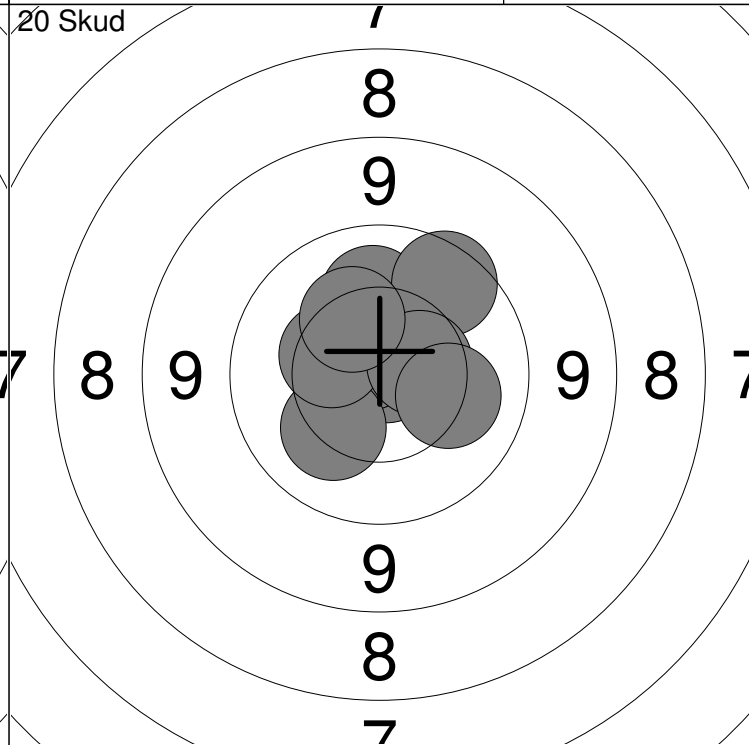
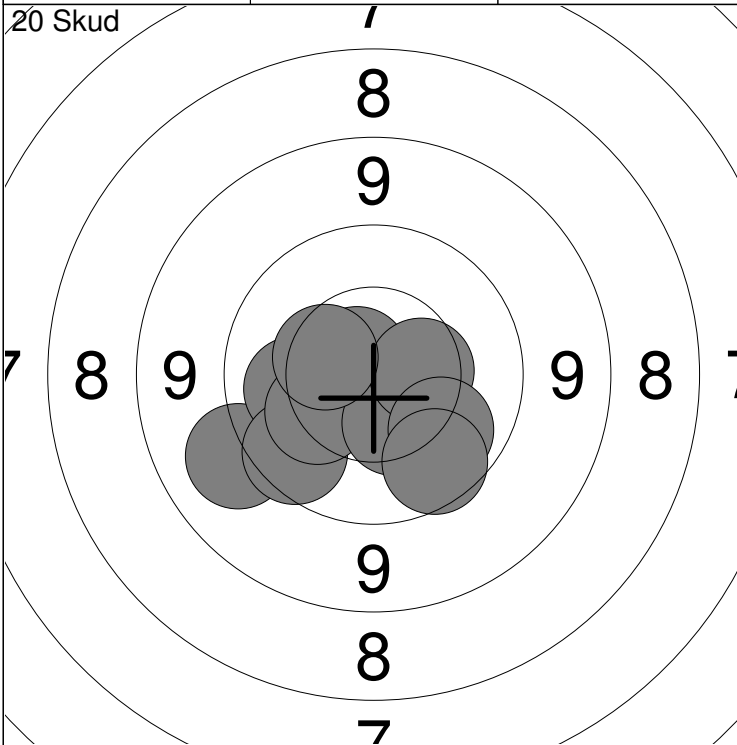
Vester Hassing Skf.

BK1



1: 9.9 →	6: 9.8 ↗	Serie 93.0
2: 8.9 ↘	7: 10.1 ↑	
3: 8.9 ↘	8: 10.5 ↖	Total 0.0
4: 10.5 ↑	9: 10.2 ↑	
5: 10.4 →	10: 9.9 ↘	

11: 10.0 ←	Serie 20.0
12: 10.5 ↘	
	Total 0.0



1: 9.3 ↖	6: 10.4 ↘	Serie 97.0
2: 10.1 ←	7: 10.5 →	
3: *10.7 ↖	8: 10.0 ↘	Total 97.0
4: 9.8 ↘	9: 10.4 ↖	
5: 10.3 ↖	10: 9.8 ↘	

11: *10.9 ↗	16: 9.8 ↗	Serie 99.0
12: *10.7 ↖	17: 10.4 ↖	
13: 10.5 ↗	18: 10.5 →	Total 196.0
14: 10.2 ↘	19: 10.2 →	
15: 10.2 ↑	20: 10.3 ↖	

Hold
23

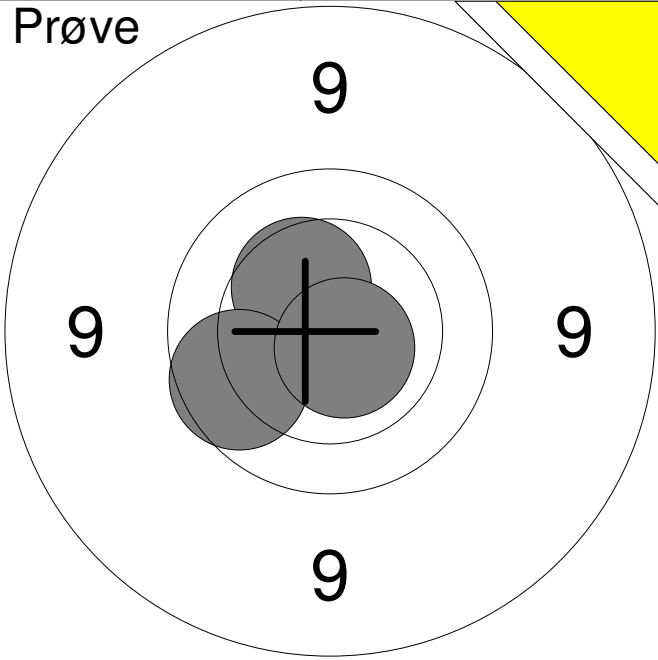
Skive
6

Lea Gertz

Vester Hassing Skf.

BK2

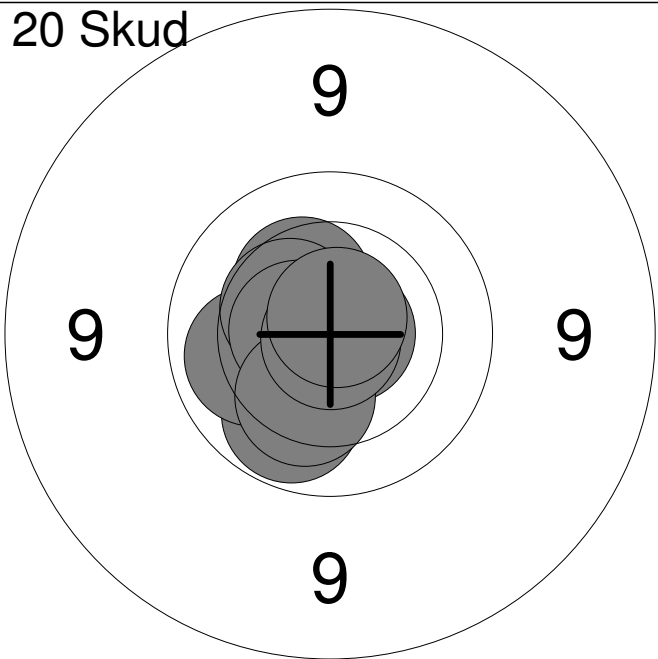
Prøve



1:	*10.7	←
2:	*10.8	←
3:	10.4	↗
4:	9.9	↙
5:	*10.7	↘

Serie	49.0
Total	0.0

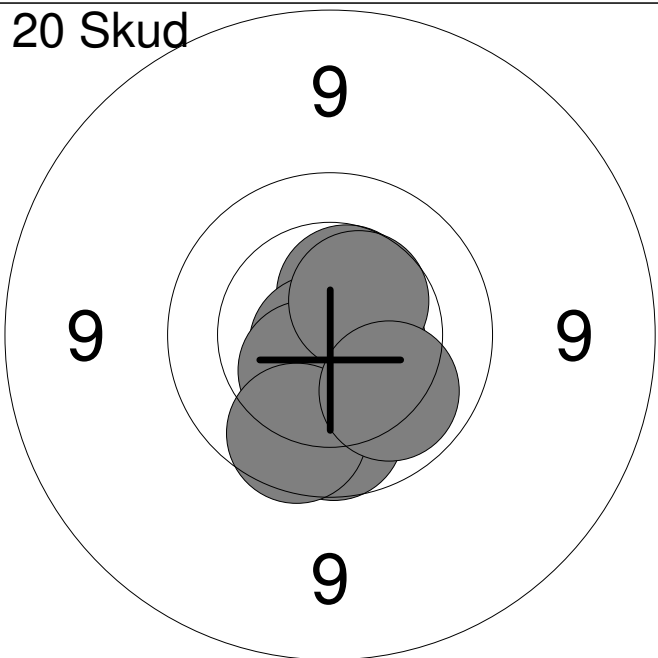
20 Skud



1:	10.0	↘
2:	10.1	←
3:	*10.8	↙
4:	10.4	↗
5:	10.4	↗
6:	*10.8	→
7:	*10.6	←
8:	10.2	↙
9:	*10.9	↘
10:	*10.8	↗

Serie	100.0
Total	100.0

20 Skud



11:	10.5	↗
12:	10.5	↙
13:	9.9	↙
14:	*10.7	→
15:	*10.8	↙
16:	*10.8	↙
17:	*10.5	↙
18:	10.5	↗
19:	9.9	↙
20:	10.1	↘

Serie	98.0
Total	198.0

<p>Prøve</p>	<table style="width:100%; border-collapse: collapse;"> <tr><td style="width:10%;">1:</td><td style="width:15%;">7.7</td><td style="width:10%; text-align: center;">↑</td></tr> <tr><td>2:</td><td>8.2</td><td style="text-align: center;">↑</td></tr> <tr><td>3:</td><td>9.4</td><td style="text-align: center;">↗</td></tr> <tr><td>4:</td><td>9.0</td><td style="text-align: center;">←</td></tr> <tr><td>5:</td><td>10.4</td><td style="text-align: center;">↘</td></tr> <tr><td>6:</td><td>10.0</td><td style="text-align: center;">↘</td></tr> <tr><td>7:</td><td>10.5</td><td style="text-align: center;">↗</td></tr> <tr><td>8:</td><td>10.5</td><td style="text-align: center;">↗</td></tr> <tr><td>9:</td><td>10.2</td><td style="text-align: center;">←</td></tr> <tr><td>10:</td><td>10.2</td><td style="text-align: center;">↘</td></tr> <tr><td colspan="2">Serie</td><td style="text-align: right;">93.0</td></tr> <tr><td colspan="2">Total</td><td style="text-align: right;">0.0</td></tr> </table>	1:	7.7	↑	2:	8.2	↑	3:	9.4	↗	4:	9.0	←	5:	10.4	↘	6:	10.0	↘	7:	10.5	↗	8:	10.5	↗	9:	10.2	←	10:	10.2	↘	Serie		93.0	Total		0.0
1:	7.7	↑																																			
2:	8.2	↑																																			
3:	9.4	↗																																			
4:	9.0	←																																			
5:	10.4	↘																																			
6:	10.0	↘																																			
7:	10.5	↗																																			
8:	10.5	↗																																			
9:	10.2	←																																			
10:	10.2	↘																																			
Serie		93.0																																			
Total		0.0																																			

<p>20 Skud</p>	<table style="width:100%; border-collapse: collapse;"> <tr><td style="width:10%;">1:</td><td style="width:15%;">10.2</td><td style="width:10%; text-align: center;">←</td></tr> <tr><td>2:</td><td>10.5</td><td style="text-align: center;">↗</td></tr> <tr><td>3:</td><td>*10.6</td><td style="text-align: center;">↑</td></tr> <tr><td>4:</td><td>*10.7</td><td style="text-align: center;">↘</td></tr> <tr><td>5:</td><td>10.5</td><td style="text-align: center;">↗</td></tr> <tr><td>6:</td><td>*10.8</td><td style="text-align: center;">↘</td></tr> <tr><td>7:</td><td>*10.6</td><td style="text-align: center;">↗</td></tr> <tr><td>8:</td><td>*10.7</td><td style="text-align: center;">↘</td></tr> <tr><td>9:</td><td>10.2</td><td style="text-align: center;">↗</td></tr> <tr><td>10:</td><td>10.3</td><td style="text-align: center;">↗</td></tr> <tr><td colspan="2">Serie</td><td style="text-align: right;">100.0</td></tr> <tr><td colspan="2">Total</td><td style="text-align: right;">100.0</td></tr> </table>	1:	10.2	←	2:	10.5	↗	3:	*10.6	↑	4:	*10.7	↘	5:	10.5	↗	6:	*10.8	↘	7:	*10.6	↗	8:	*10.7	↘	9:	10.2	↗	10:	10.3	↗	Serie		100.0	Total		100.0
1:	10.2	←																																			
2:	10.5	↗																																			
3:	*10.6	↑																																			
4:	*10.7	↘																																			
5:	10.5	↗																																			
6:	*10.8	↘																																			
7:	*10.6	↗																																			
8:	*10.7	↘																																			
9:	10.2	↗																																			
10:	10.3	↗																																			
Serie		100.0																																			
Total		100.0																																			

<p>20 Skud</p>	<table style="width:100%; border-collapse: collapse;"> <tr><td style="width:10%;">11:</td><td style="width:15%;">10.4</td><td style="width:10%; text-align: center;">↘</td></tr> <tr><td>12:</td><td>*10.6</td><td style="text-align: center;">↘</td></tr> <tr><td>13:</td><td>10.5</td><td style="text-align: center;">→</td></tr> <tr><td>14:</td><td>10.5</td><td style="text-align: center;">↑</td></tr> <tr><td>15:</td><td>10.2</td><td style="text-align: center;">←</td></tr> <tr><td>16:</td><td>*10.6</td><td style="text-align: center;">↑</td></tr> <tr><td>17:</td><td>10.3</td><td style="text-align: center;">↘</td></tr> <tr><td>18:</td><td>10.1</td><td style="text-align: center;">←</td></tr> <tr><td>19:</td><td>9.9</td><td style="text-align: center;">↘</td></tr> <tr><td>20:</td><td>*10.7</td><td style="text-align: center;">↗</td></tr> <tr><td colspan="2">Serie</td><td style="text-align: right;">99.0</td></tr> <tr><td colspan="2">Total</td><td style="text-align: right;">199.0</td></tr> </table>	11:	10.4	↘	12:	*10.6	↘	13:	10.5	→	14:	10.5	↑	15:	10.2	←	16:	*10.6	↑	17:	10.3	↘	18:	10.1	←	19:	9.9	↘	20:	*10.7	↗	Serie		99.0	Total		199.0
11:	10.4	↘																																			
12:	*10.6	↘																																			
13:	10.5	→																																			
14:	10.5	↑																																			
15:	10.2	←																																			
16:	*10.6	↑																																			
17:	10.3	↘																																			
18:	10.1	←																																			
19:	9.9	↘																																			
20:	*10.7	↗																																			
Serie		99.0																																			
Total		199.0																																			

Hold
23

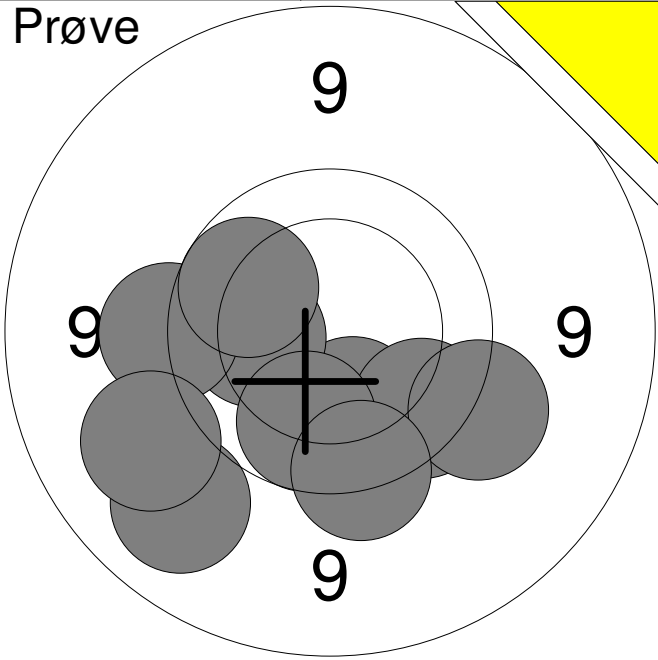
Skive
8

Andy Petersen

Vester Hassing Skf.

1

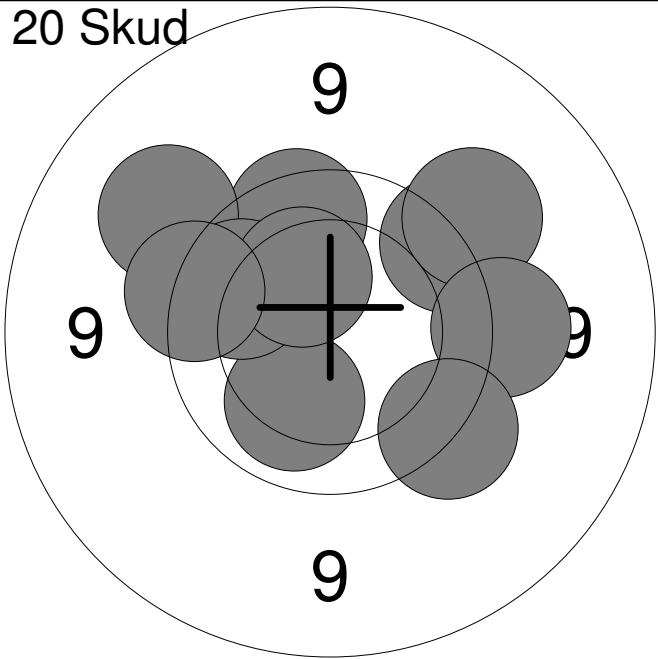
Prøve



1:	9.1	↙
2:	10.1	↘
3:	10.1	←
4:	9.5	←
5:	9.8	↘
6:	9.2	↙
7:	9.9	↘
8:	9.5	↘
9:	9.6	↘
10:	10.0	↗

Serie	93.0
Total	0.0

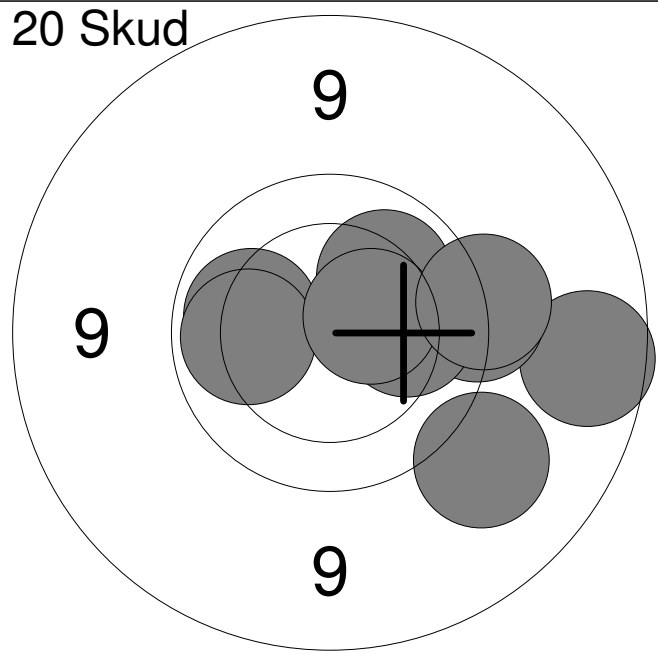
20 Skud



1:	9.8	↗
2:	9.3	↗
3:	10.1	↘
4:	9.6	↗
5:	9.9	↗
6:	10.3	↗
7:	9.4	↗
8:	9.5	→
9:	9.6	↗
10:	9.6	↘

Serie	92.0
Total	92.0

20 Skud



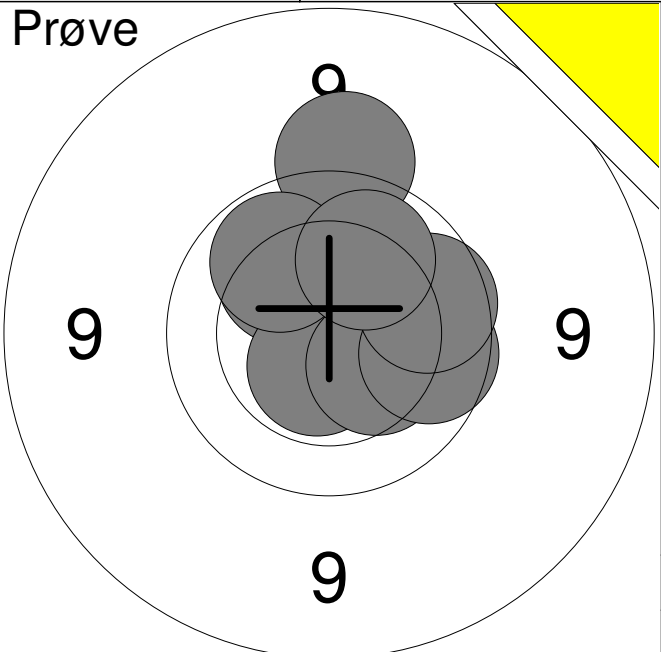
11:	10.1	←
12:	8.9	→
13:	9.3	↘
14:	10.1	→
15:	10.0	←
16:	9.6	→
17:	10.1	→
18:	10.1	↗
19:	10.5	↗
20:	9.5	→

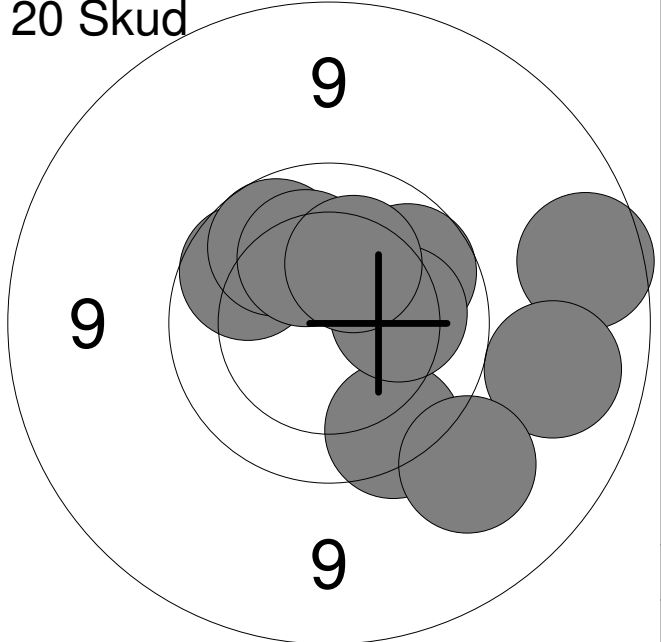
Serie	95.0
Total	187.0

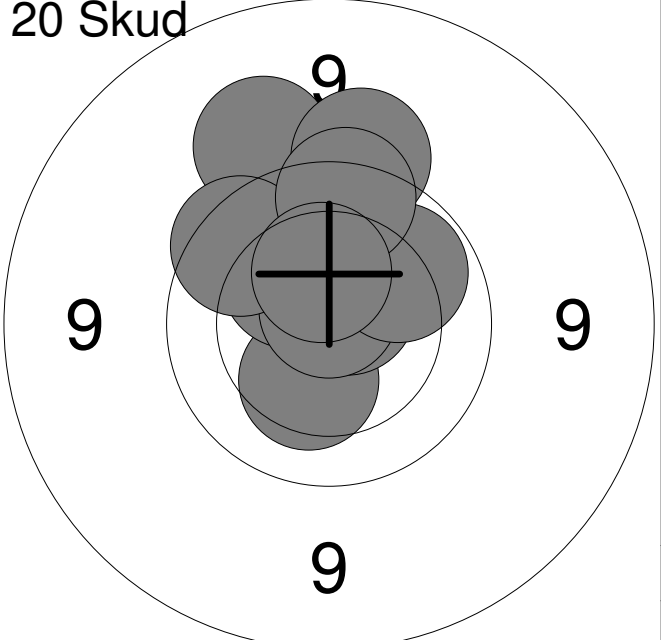
<p>Prøve</p>	<table style="width:100%; border-collapse: collapse;"> <tr><td>1:</td><td>10.0</td><td>↑</td></tr> <tr><td>2:</td><td>*10.7</td><td>↑</td></tr> <tr><td>3:</td><td>10.3</td><td>↗</td></tr> <tr><td>4:</td><td>10.0</td><td>↑</td></tr> <tr><td>5:</td><td>9.9</td><td>↑</td></tr> <tr><td>6:</td><td>10.3</td><td>↓</td></tr> <tr><td>7:</td><td>9.6</td><td>↓</td></tr> <tr><td>8:</td><td>9.4</td><td>↓</td></tr> <tr><td>9:</td><td>10.1</td><td>↙</td></tr> <tr><td>10:</td><td>*10.8</td><td>↙</td></tr> </table>	1:	10.0	↑	2:	*10.7	↑	3:	10.3	↗	4:	10.0	↑	5:	9.9	↑	6:	10.3	↓	7:	9.6	↓	8:	9.4	↓	9:	10.1	↙	10:	*10.8	↙
1:	10.0	↑																													
2:	*10.7	↑																													
3:	10.3	↗																													
4:	10.0	↑																													
5:	9.9	↑																													
6:	10.3	↓																													
7:	9.6	↓																													
8:	9.4	↓																													
9:	10.1	↙																													
10:	*10.8	↙																													
Serie 97.0																															
Total 0.0																															

<p>20 Skud</p>	<table style="width:100%; border-collapse: collapse;"> <tr><td>1:</td><td>9.9</td><td>↓</td></tr> <tr><td>2:</td><td>10.3</td><td>↓</td></tr> <tr><td>3:</td><td>*10.7</td><td>←</td></tr> <tr><td>4:</td><td>*10.5</td><td>↗</td></tr> <tr><td>5:</td><td>10.3</td><td>←</td></tr> <tr><td>6:</td><td>10.1</td><td>↙</td></tr> <tr><td>7:</td><td>10.2</td><td>←</td></tr> <tr><td>8:</td><td>10.2</td><td>↓</td></tr> <tr><td>9:</td><td>10.2</td><td>↓</td></tr> <tr><td>10:</td><td>10.3</td><td>↙</td></tr> </table>	1:	9.9	↓	2:	10.3	↓	3:	*10.7	←	4:	*10.5	↗	5:	10.3	←	6:	10.1	↙	7:	10.2	←	8:	10.2	↓	9:	10.2	↓	10:	10.3	↙
1:	9.9	↓																													
2:	10.3	↓																													
3:	*10.7	←																													
4:	*10.5	↗																													
5:	10.3	←																													
6:	10.1	↙																													
7:	10.2	←																													
8:	10.2	↓																													
9:	10.2	↓																													
10:	10.3	↙																													
Serie 99.0																															
Total 99.0																															

<p>20 Skud</p>	<table style="width:100%; border-collapse: collapse;"> <tr><td>11:</td><td>*10.6</td><td>→</td></tr> <tr><td>12:</td><td>10.1</td><td>←</td></tr> <tr><td>13:</td><td>10.4</td><td>↗</td></tr> <tr><td>14:</td><td>*10.6</td><td>←</td></tr> <tr><td>15:</td><td>*10.8</td><td>↓</td></tr> <tr><td>16:</td><td>9.9</td><td>↙</td></tr> <tr><td>17:</td><td>10.1</td><td>↙</td></tr> <tr><td>18:</td><td>*10.7</td><td>←</td></tr> <tr><td>19:</td><td>10.0</td><td>↓</td></tr> <tr><td>20:</td><td>10.3</td><td>↙</td></tr> </table>	11:	*10.6	→	12:	10.1	←	13:	10.4	↗	14:	*10.6	←	15:	*10.8	↓	16:	9.9	↙	17:	10.1	↙	18:	*10.7	←	19:	10.0	↓	20:	10.3	↙
11:	*10.6	→																													
12:	10.1	←																													
13:	10.4	↗																													
14:	*10.6	←																													
15:	*10.8	↓																													
16:	9.9	↙																													
17:	10.1	↙																													
18:	*10.7	←																													
19:	10.0	↓																													
20:	10.3	↙																													
Serie 99.0																															
Total 198.0																															

<p>Prøve</p> 	<table style="width:100%; border-collapse: collapse;"> <tr><td style="text-align: right;">1:</td><td style="text-align: right;">10.2</td><td style="text-align: center;">↗</td></tr> <tr><td style="text-align: right;">2:</td><td style="text-align: right;">*10.6</td><td style="text-align: center;">↘</td></tr> <tr><td style="text-align: right;">3:</td><td style="text-align: right;">10.3</td><td style="text-align: center;">↘</td></tr> <tr><td style="text-align: right;">4:</td><td style="text-align: right;">9.5</td><td style="text-align: center;">↑</td></tr> <tr><td style="text-align: right;">5:</td><td style="text-align: right;">9.9</td><td style="text-align: center;">→</td></tr> <tr><td style="text-align: right;">6:</td><td style="text-align: right;">9.9</td><td style="text-align: center;">→</td></tr> <tr><td style="text-align: right;">7:</td><td style="text-align: right;">10.0</td><td style="text-align: center;">↗</td></tr> <tr><td style="text-align: right;">8:</td><td style="text-align: right;">10.1</td><td style="text-align: center;">↗</td></tr> </table> <table border="1" style="width:100%; border-collapse: collapse; margin-top: 5px;"> <tr> <td style="width:80%;">Serie</td> <td style="text-align: right;">77.0</td> </tr> <tr> <td>Total</td> <td style="text-align: right;">0.0</td> </tr> </table>	1:	10.2	↗	2:	*10.6	↘	3:	10.3	↘	4:	9.5	↑	5:	9.9	→	6:	9.9	→	7:	10.0	↗	8:	10.1	↗	Serie	77.0	Total	0.0
1:	10.2	↗																											
2:	*10.6	↘																											
3:	10.3	↘																											
4:	9.5	↑																											
5:	9.9	→																											
6:	9.9	→																											
7:	10.0	↗																											
8:	10.1	↗																											
Serie	77.0																												
Total	0.0																												

<p>20 Skud</p> 	<table style="width:100%; border-collapse: collapse;"> <tr><td style="text-align: right;">1:</td><td style="text-align: right;">9.9</td><td style="text-align: center;">↗</td></tr> <tr><td style="text-align: right;">2:</td><td style="text-align: right;">8.9</td><td style="text-align: center;">→</td></tr> <tr><td style="text-align: right;">3:</td><td style="text-align: right;">9.9</td><td style="text-align: center;">↗</td></tr> <tr><td style="text-align: right;">4:</td><td style="text-align: right;">9.1</td><td style="text-align: center;">→</td></tr> <tr><td style="text-align: right;">5:</td><td style="text-align: right;">9.7</td><td style="text-align: center;">↘</td></tr> <tr><td style="text-align: right;">6:</td><td style="text-align: right;">10.2</td><td style="text-align: center;">→</td></tr> <tr><td style="text-align: right;">7:</td><td style="text-align: right;">9.9</td><td style="text-align: center;">↗</td></tr> <tr><td style="text-align: right;">8:</td><td style="text-align: right;">10.2</td><td style="text-align: center;">↗</td></tr> <tr><td style="text-align: right;">9:</td><td style="text-align: right;">10.3</td><td style="text-align: center;">↗</td></tr> <tr><td style="text-align: right;">10:</td><td style="text-align: right;">9.3</td><td style="text-align: center;">↘</td></tr> </table> <table border="1" style="width:100%; border-collapse: collapse; margin-top: 5px;"> <tr> <td style="width:80%;">Serie</td> <td style="text-align: right;">92.0</td> </tr> <tr> <td>Total</td> <td style="text-align: right;">92.0</td> </tr> </table>	1:	9.9	↗	2:	8.9	→	3:	9.9	↗	4:	9.1	→	5:	9.7	↘	6:	10.2	→	7:	9.9	↗	8:	10.2	↗	9:	10.3	↗	10:	9.3	↘	Serie	92.0	Total	92.0
1:	9.9	↗																																	
2:	8.9	→																																	
3:	9.9	↗																																	
4:	9.1	→																																	
5:	9.7	↘																																	
6:	10.2	→																																	
7:	9.9	↗																																	
8:	10.2	↗																																	
9:	10.3	↗																																	
10:	9.3	↘																																	
Serie	92.0																																		
Total	92.0																																		

<p>20 Skud</p> 	<table style="width:100%; border-collapse: collapse;"> <tr><td style="text-align: right;">11:</td><td style="text-align: right;">10.3</td><td style="text-align: center;">↘</td></tr> <tr><td style="text-align: right;">12:</td><td style="text-align: right;">*10.7</td><td style="text-align: center;">↗</td></tr> <tr><td style="text-align: right;">13:</td><td style="text-align: right;">9.4</td><td style="text-align: center;">↑</td></tr> <tr><td style="text-align: right;">14:</td><td style="text-align: right;">9.5</td><td style="text-align: center;">↑</td></tr> <tr><td style="text-align: right;">15:</td><td style="text-align: right;">10.3</td><td style="text-align: center;">↗</td></tr> <tr><td style="text-align: right;">16:</td><td style="text-align: right;">*10.8</td><td style="text-align: center;">↑</td></tr> <tr><td style="text-align: right;">17:</td><td style="text-align: right;">10.0</td><td style="text-align: center;">↗</td></tr> <tr><td style="text-align: right;">18:</td><td style="text-align: right;">9.8</td><td style="text-align: center;">↗</td></tr> <tr><td style="text-align: right;">19:</td><td style="text-align: right;">9.7</td><td style="text-align: center;">↑</td></tr> <tr><td style="text-align: right;">20:</td><td style="text-align: right;">10.4</td><td style="text-align: center;">↑</td></tr> </table> <table border="1" style="width:100%; border-collapse: collapse; margin-top: 5px;"> <tr> <td style="width:80%;">Serie</td> <td style="text-align: right;">96.0</td> </tr> <tr> <td>Total</td> <td style="text-align: right;">188.0</td> </tr> </table>	11:	10.3	↘	12:	*10.7	↗	13:	9.4	↑	14:	9.5	↑	15:	10.3	↗	16:	*10.8	↑	17:	10.0	↗	18:	9.8	↗	19:	9.7	↑	20:	10.4	↑	Serie	96.0	Total	188.0
11:	10.3	↘																																	
12:	*10.7	↗																																	
13:	9.4	↑																																	
14:	9.5	↑																																	
15:	10.3	↗																																	
16:	*10.8	↑																																	
17:	10.0	↗																																	
18:	9.8	↗																																	
19:	9.7	↑																																	
20:	10.4	↑																																	
Serie	96.0																																		
Total	188.0																																		

Hold
23

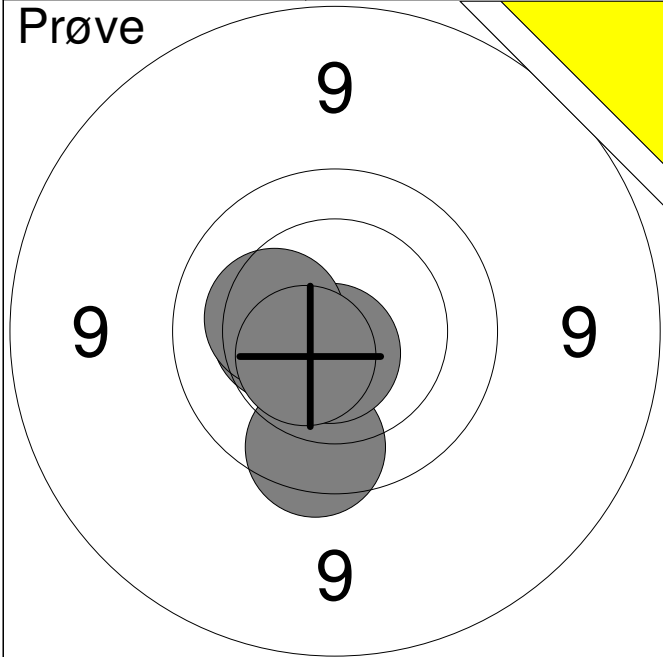
Skive
11

Mariann H. Weinreich

Ulisted Skf.

MÅ1

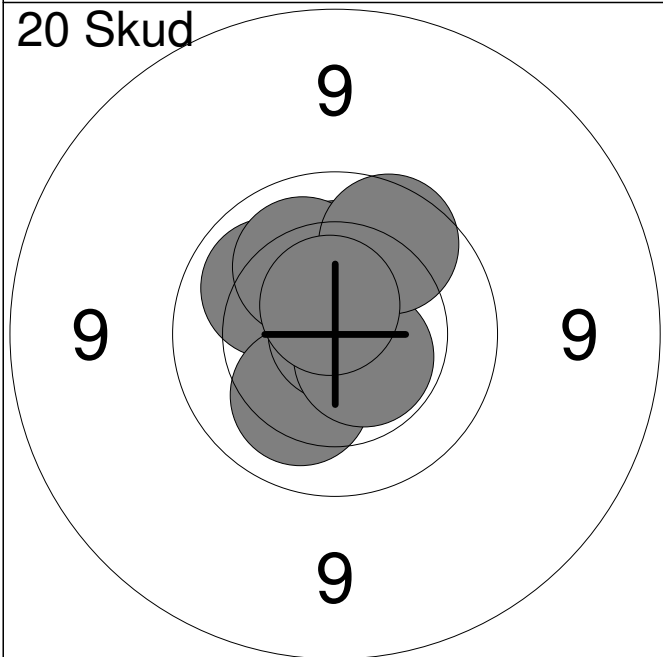
Prøve



1:	9.8	↓
2:	10.4	←
3:	*10.7	↓
4:	10.3	←
5:	*10.5	↙

Serie	49.0
Total	0.0

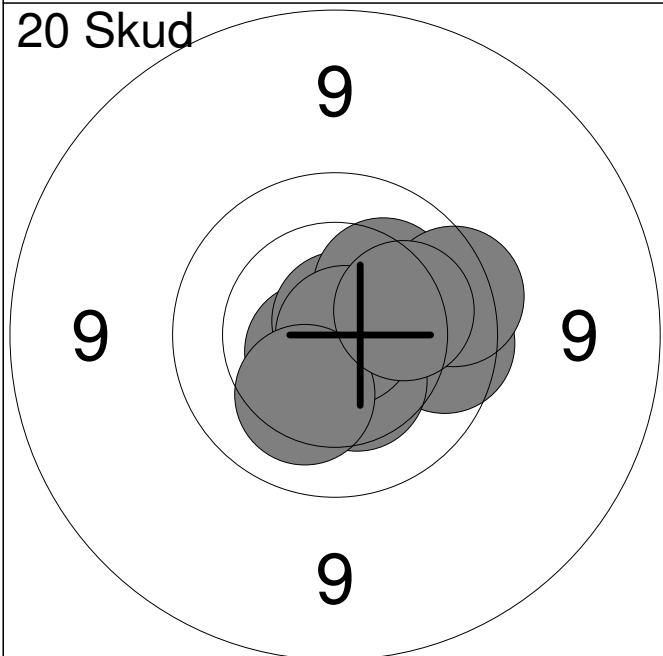
20 Skud



1:	*10.7	↓
2:	10.1	↗
3:	10.4	↑
4:	10.3	↑
5:	10.2	↙
6:	10.1	↗
7:	*10.9	↗
8:	*10.6	↘
9:	9.9	↗
10:	*10.6	↑

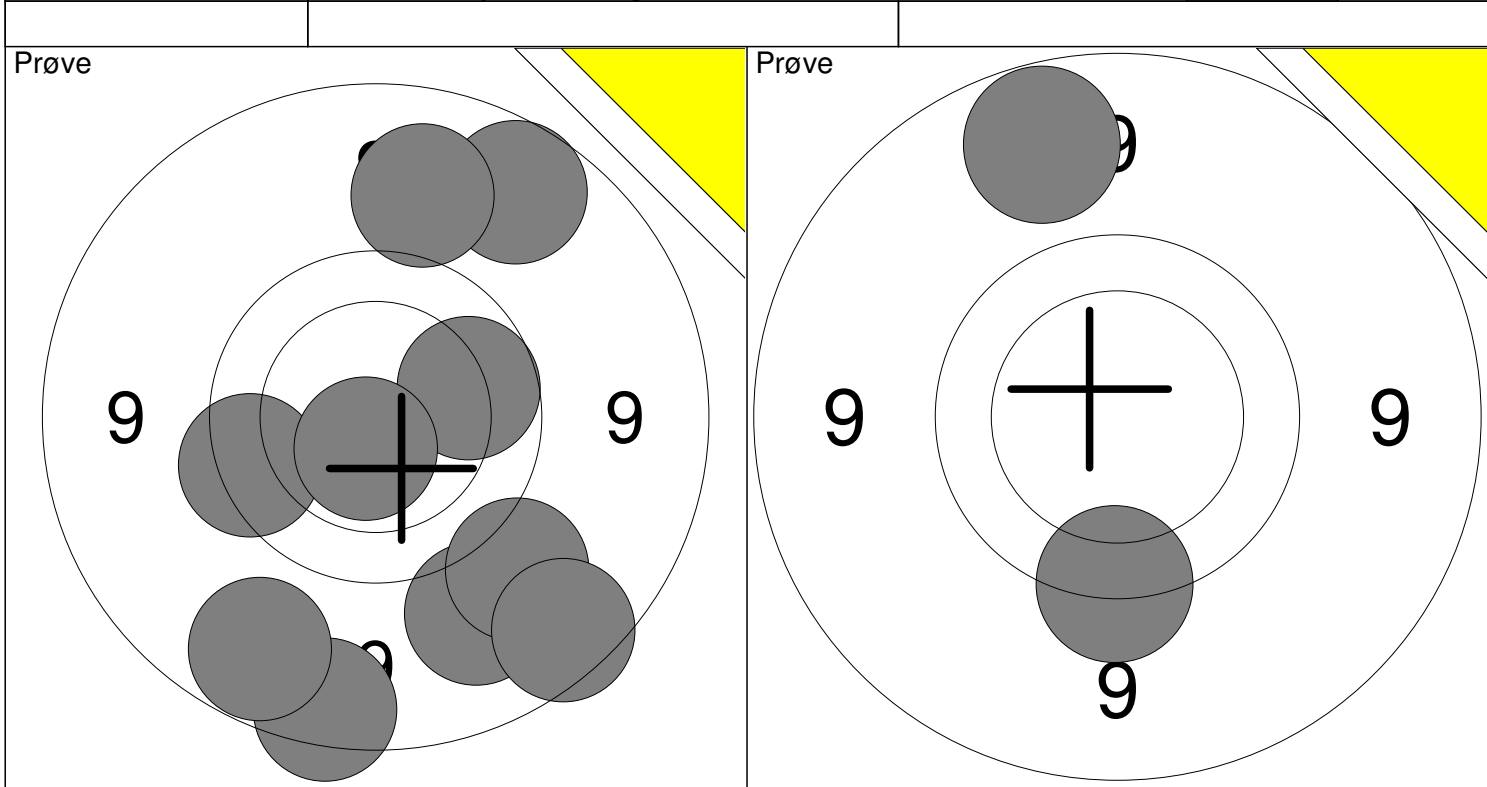
Serie	99.0
Total	99.0

20 Skud

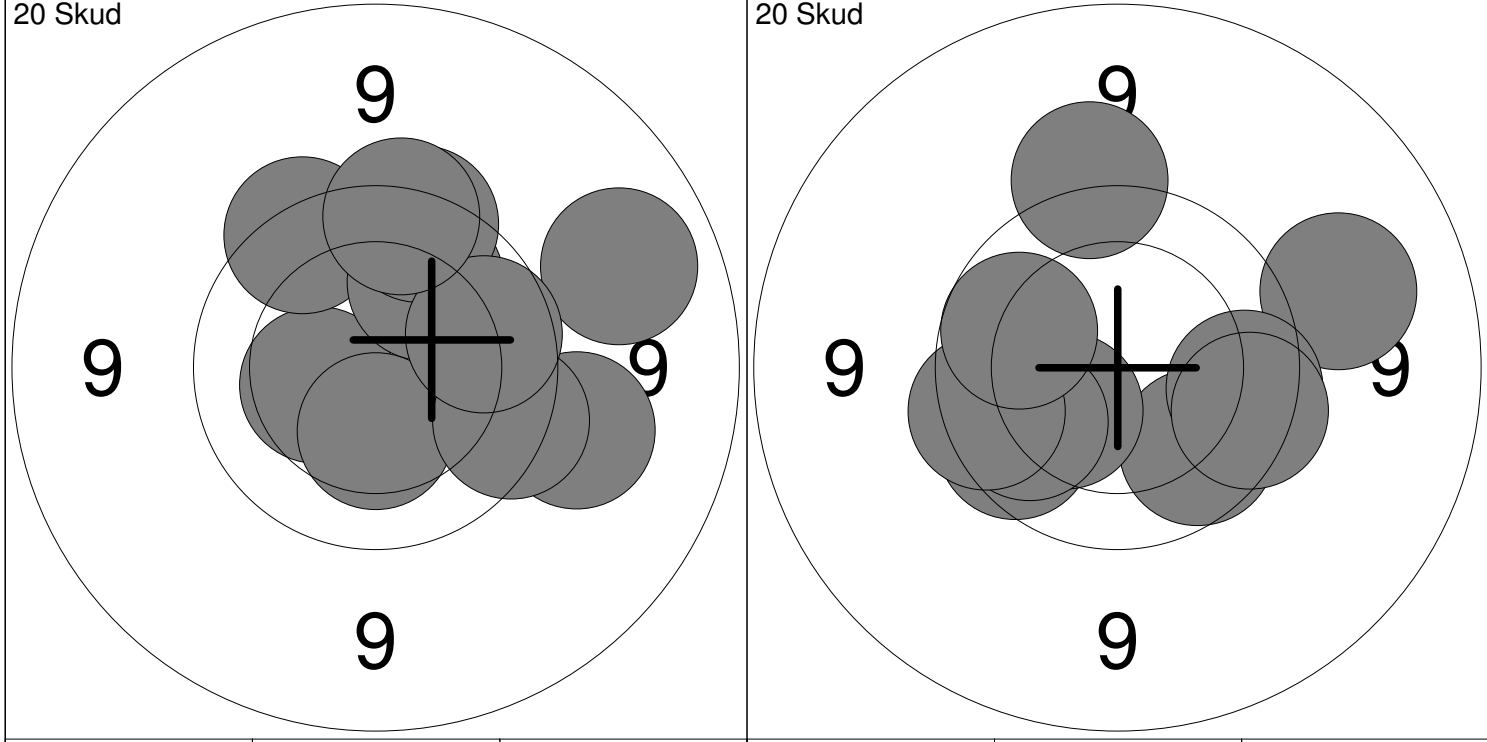


11:	9.9	→
12:	9.8	→
13:	10.4	↓
14:	*10.7	↙
15:	*10.8	↗
16:	10.2	↗
17:	*10.8	→
18:	9.8	→
19:	10.2	↙
20:	10.2	→

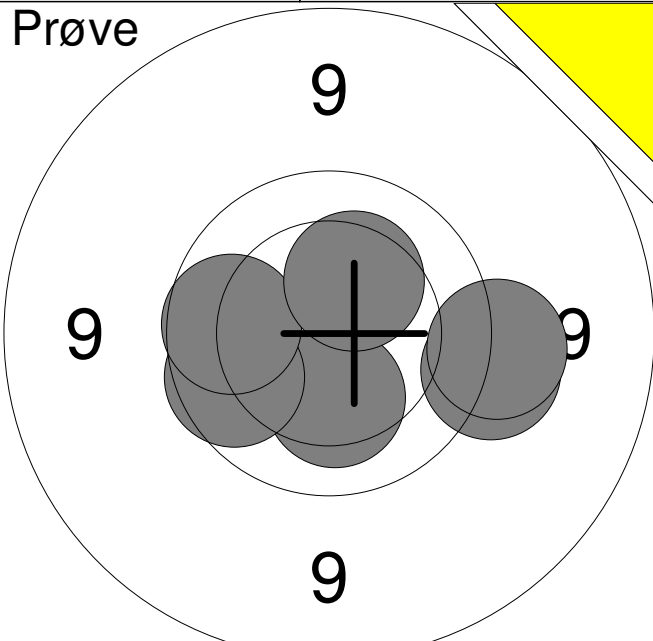
Serie	97.0
Total	196.0

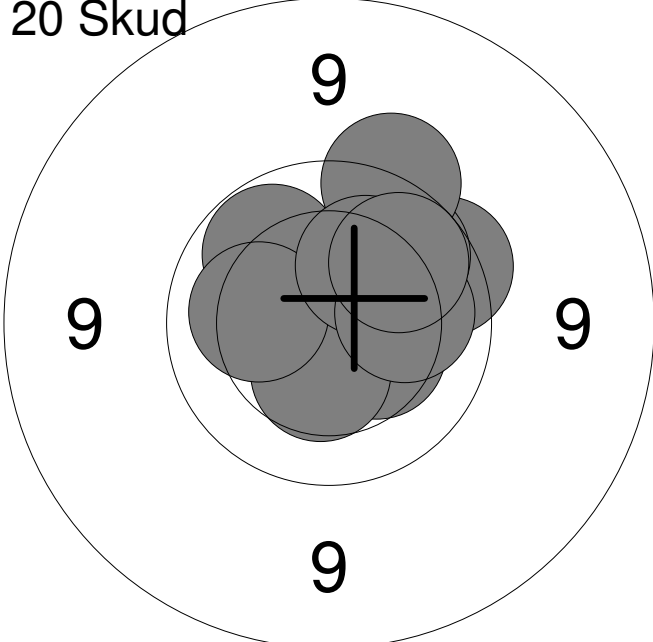


1: 9.2 ↓	6: 9.7 ←	Serie	88.0	11: 9.6 ↓	Serie	18.0
2: 8.8 ↓	7: *10.6 ↓			12: 9.0 ↑		
3: 8.9 ↑	8: 9.3 ↓	Total	0.0		Total	0.0
4: 9.9 →	9: 8.9 ↓					
5: 9.2 ↑	10: 9.0 ↓					

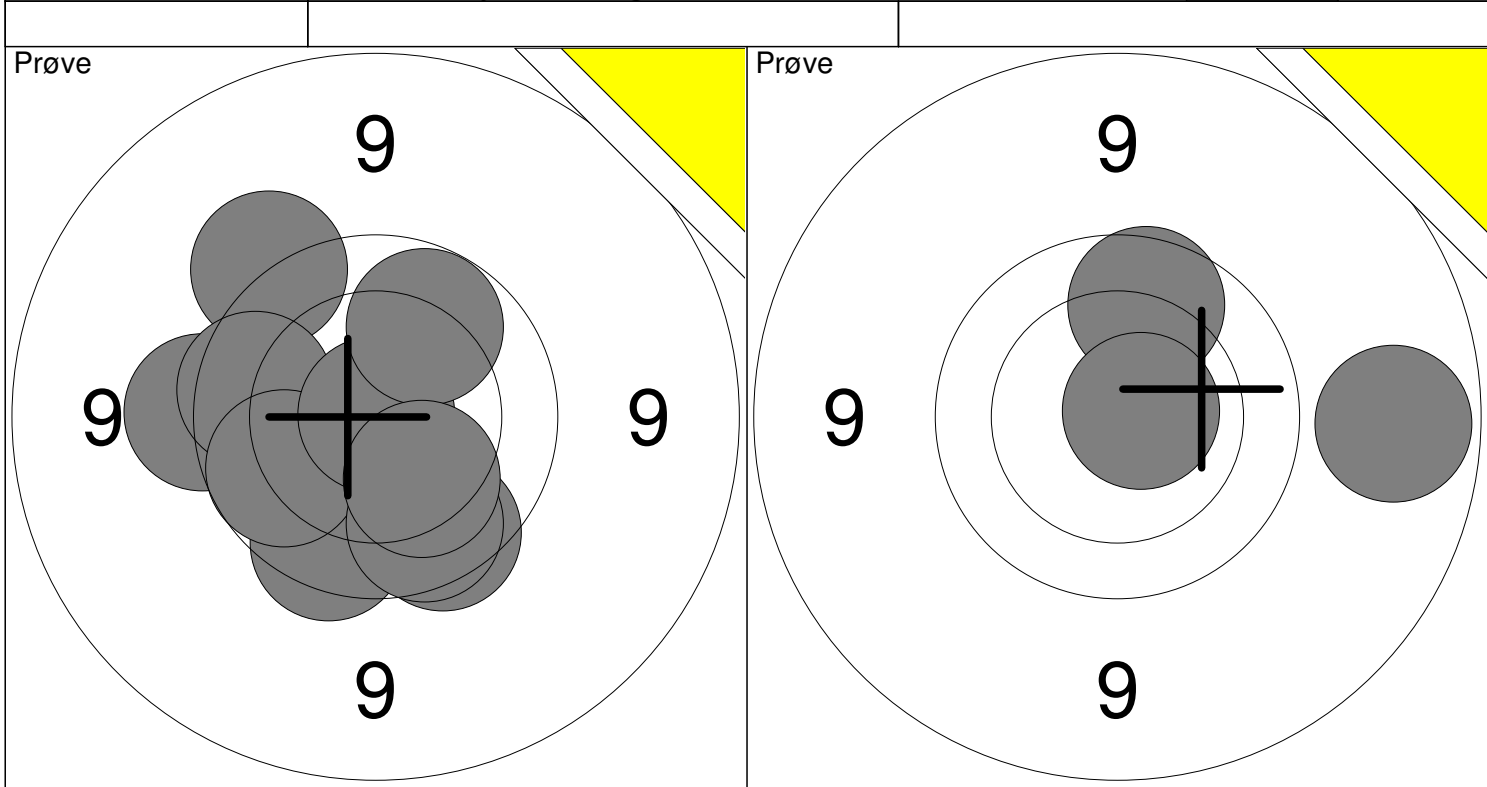


1: 9.4 →	6: 10.0 ↑	Serie	93.0	11: 9.2 →	16: 9.8 ←	Serie	92.0
2: 10.4 ←	7: 9.1 →			12: 9.9 ↓	17: 10.3 ←		
3: 10.3 ↓	8: 9.7 ↑	Total	93.0	13: 9.5 ↑	18: 10.0 ←	Total	185.0
4: 9.7 →	9: 9.9 →			14: 9.8 →	19: 9.8 ←		
5: 9.7 ↑	10: 9.7 ↑			15: 9.8 →	20: 9.9 ←		

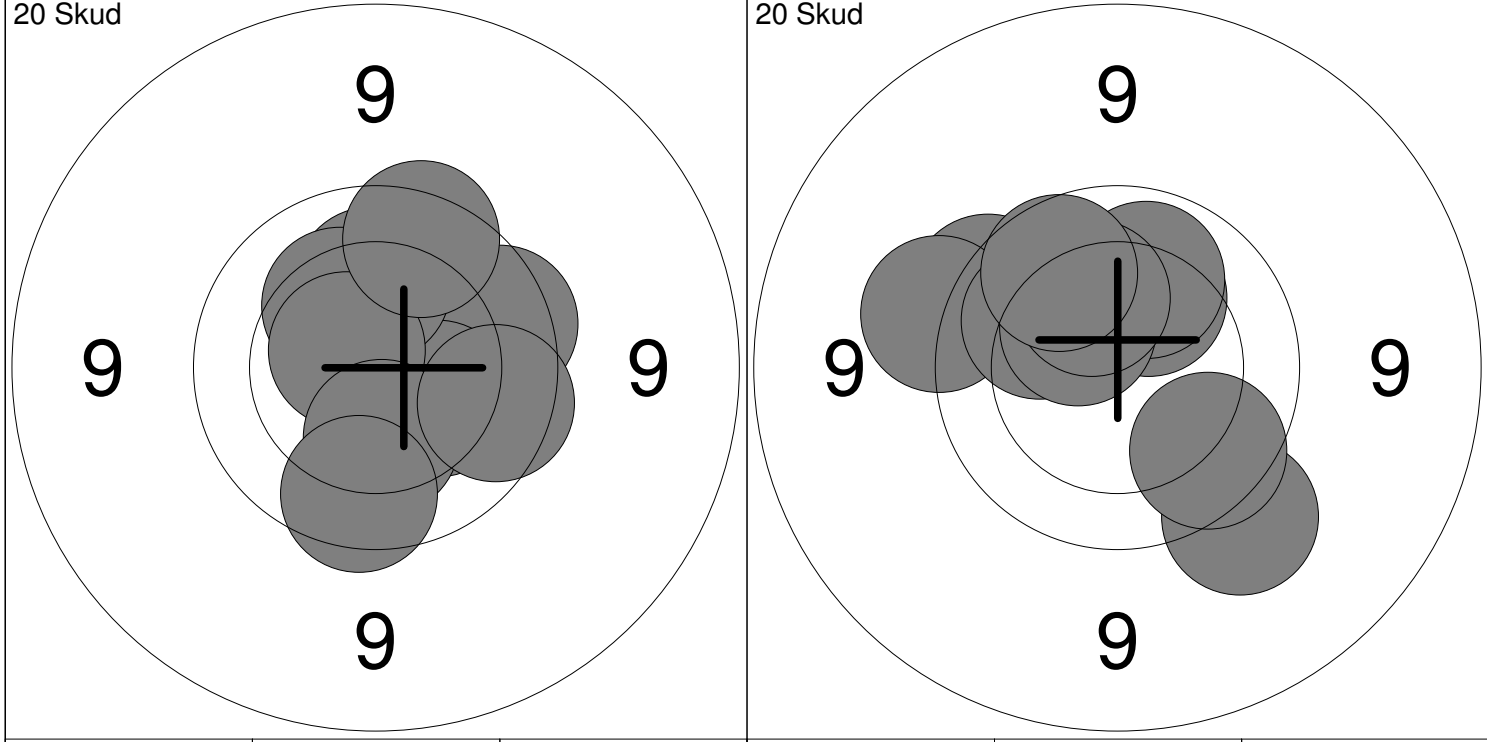
<p>Prøve</p> 	<table style="width:100%; border-collapse: collapse;"> <tr><td style="text-align: right;">1:</td><td style="text-align: right;">9.5</td><td style="text-align: right;">→</td></tr> <tr><td style="text-align: right;">2:</td><td style="text-align: right;">9.5</td><td style="text-align: right;">→</td></tr> <tr><td style="text-align: right;">3:</td><td style="text-align: right;">10.3</td><td style="text-align: right;">↓</td></tr> <tr><td style="text-align: right;">4:</td><td style="text-align: right;">9.9</td><td style="text-align: right;">←</td></tr> <tr><td style="text-align: right;">5:</td><td style="text-align: right;">9.9</td><td style="text-align: right;">←</td></tr> <tr><td style="text-align: right;">6:</td><td style="text-align: right;">10.3</td><td style="text-align: right;">↑</td></tr> </table> <table border="1" style="width:100%; border-collapse: collapse; margin-top: 5px;"> <tr> <td style="width:80%;">Serie</td> <td style="text-align: right;">56.0</td> </tr> <tr> <td>Total</td> <td style="text-align: right;">0.0</td> </tr> </table>	1:	9.5	→	2:	9.5	→	3:	10.3	↓	4:	9.9	←	5:	9.9	←	6:	10.3	↑	Serie	56.0	Total	0.0
1:	9.5	→																					
2:	9.5	→																					
3:	10.3	↓																					
4:	9.9	←																					
5:	9.9	←																					
6:	10.3	↑																					
Serie	56.0																						
Total	0.0																						

<p>20 Skud</p> 	<table style="width:100%; border-collapse: collapse;"> <tr><td style="text-align: right;">1:</td><td style="text-align: right;">9.7</td><td style="text-align: right;">↗</td></tr> <tr><td style="text-align: right;">2:</td><td style="text-align: right;">9.9</td><td style="text-align: right;">↗</td></tr> <tr><td style="text-align: right;">3:</td><td style="text-align: right;">10.4</td><td style="text-align: right;">↓</td></tr> <tr><td style="text-align: right;">4:</td><td style="text-align: right;">10.4</td><td style="text-align: right;">↓</td></tr> <tr><td style="text-align: right;">5:</td><td style="text-align: right;">9.6</td><td style="text-align: right;">↑</td></tr> <tr><td style="text-align: right;">6:</td><td style="text-align: right;">10.0</td><td style="text-align: right;">↗</td></tr> <tr><td style="text-align: right;">7:</td><td style="text-align: right;">10.2</td><td style="text-align: right;">←</td></tr> <tr><td style="text-align: right;">8:</td><td style="text-align: right;">10.2</td><td style="text-align: right;">↑</td></tr> <tr><td style="text-align: right;">9:</td><td style="text-align: right;">10.1</td><td style="text-align: right;">→</td></tr> <tr><td style="text-align: right;">10:</td><td style="text-align: right;">10.0</td><td style="text-align: right;">↗</td></tr> </table> <table border="1" style="width:100%; border-collapse: collapse; margin-top: 5px;"> <tr> <td style="width:80%;">Serie</td> <td style="text-align: right;">97.0</td> </tr> <tr> <td>Total</td> <td style="text-align: right;">97.0</td> </tr> </table>	1:	9.7	↗	2:	9.9	↗	3:	10.4	↓	4:	10.4	↓	5:	9.6	↑	6:	10.0	↗	7:	10.2	←	8:	10.2	↑	9:	10.1	→	10:	10.0	↗	Serie	97.0	Total	97.0
1:	9.7	↗																																	
2:	9.9	↗																																	
3:	10.4	↓																																	
4:	10.4	↓																																	
5:	9.6	↑																																	
6:	10.0	↗																																	
7:	10.2	←																																	
8:	10.2	↑																																	
9:	10.1	→																																	
10:	10.0	↗																																	
Serie	97.0																																		
Total	97.0																																		

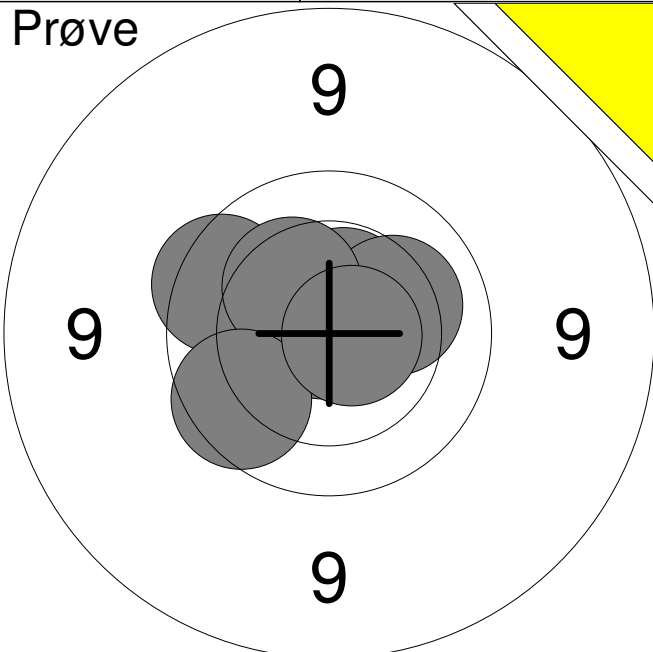
<p>20 Skud</p> 	<table style="width:100%; border-collapse: collapse;"> <tr><td style="text-align: right;">11:</td><td style="text-align: right;">9.8</td><td style="text-align: right;">↗</td></tr> <tr><td style="text-align: right;">12:</td><td style="text-align: right;">9.8</td><td style="text-align: right;">↗</td></tr> <tr><td style="text-align: right;">13:</td><td style="text-align: right;">10.2</td><td style="text-align: right;">←</td></tr> <tr><td style="text-align: right;">14:</td><td style="text-align: right;">10.1</td><td style="text-align: right;">↗</td></tr> <tr><td style="text-align: right;">15:</td><td style="text-align: right;">*10.8</td><td style="text-align: right;">→</td></tr> <tr><td style="text-align: right;">16:</td><td style="text-align: right;">10.4</td><td style="text-align: right;">→</td></tr> <tr><td style="text-align: right;">17:</td><td style="text-align: right;">10.2</td><td style="text-align: right;">←</td></tr> <tr><td style="text-align: right;">18:</td><td style="text-align: right;">10.3</td><td style="text-align: right;">←</td></tr> <tr><td style="text-align: right;">19:</td><td style="text-align: right;">10.2</td><td style="text-align: right;">↗</td></tr> <tr><td style="text-align: right;">20:</td><td style="text-align: right;">10.3</td><td style="text-align: right;">↗</td></tr> </table> <table border="1" style="width:100%; border-collapse: collapse; margin-top: 5px;"> <tr> <td style="width:80%;">Serie</td> <td style="text-align: right;">98.0</td> </tr> <tr> <td>Total</td> <td style="text-align: right;">195.0</td> </tr> </table>	11:	9.8	↗	12:	9.8	↗	13:	10.2	←	14:	10.1	↗	15:	*10.8	→	16:	10.4	→	17:	10.2	←	18:	10.3	←	19:	10.2	↗	20:	10.3	↗	Serie	98.0	Total	195.0
11:	9.8	↗																																	
12:	9.8	↗																																	
13:	10.2	←																																	
14:	10.1	↗																																	
15:	*10.8	→																																	
16:	10.4	→																																	
17:	10.2	←																																	
18:	10.3	←																																	
19:	10.2	↗																																	
20:	10.3	↗																																	
Serie	98.0																																		
Total	195.0																																		

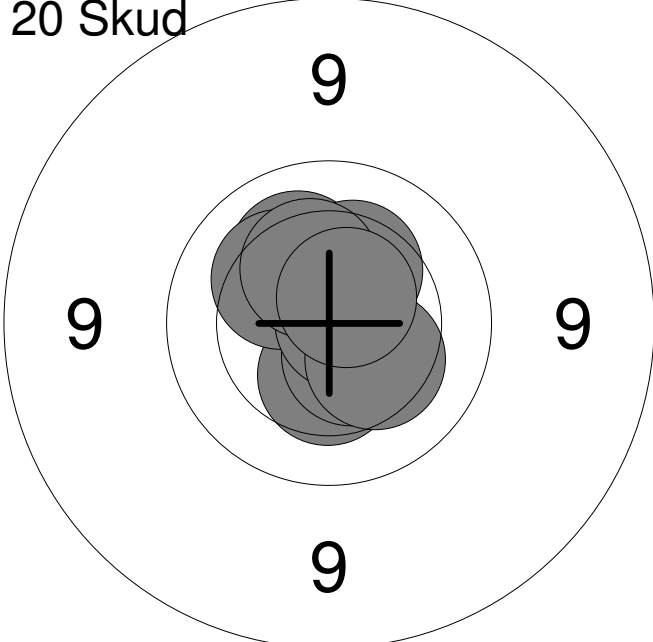


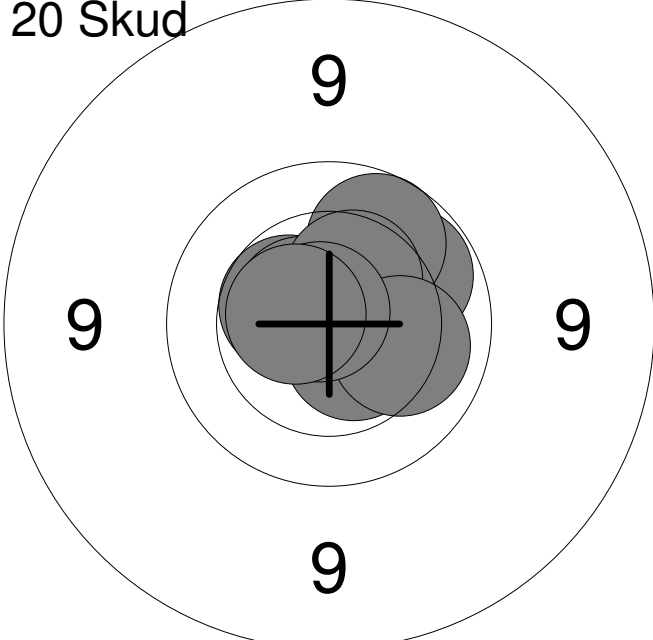
1: 9.6 ←	6: 9.9 ↙	Serie	93.0	11: 9.9 ↗	Serie	28.0	
2: 9.5 ↗	7: *10.9 ↗			12: 9.0 →			
3: 9.8 ↘	8: 10.0 ↗	Total	0.0	13: *10.7 →	Total	0.0	
4: 9.8 ↘	9: 9.9 ↘			13: *10.7 →			
5: 9.8 ←	10: 10.2 ↘						



1: 9.9 ↗	6: *10.6 ↗	Serie	95.0	11: 9.5 ↘	16: 10.1 ↙	Serie	95.0
2: 9.8 →	7: 10.3 ↘			12: 10.2 ↗	17: 10.1 ↗		
3: 10.3 ↘	8: 9.8 ↘	Total	95.0	13: 9.7 ↗	18: 10.4 ↗	Total	190.0
4: 10.2 ↗	9: 9.8 →			14: 9.8 ↘	19: 10.2 ↗		
5: 10.3 ↗	10: 9.8 ↗						
				15: 9.5 ←	20: 9.9 ↗		

<p>Prøve</p> 	<table style="width:100%; border-collapse: collapse;"> <tr><td style="width:10%;">1:</td><td style="width:40%;">9.8</td><td style="width:50%; text-align: right;">↗</td></tr> <tr><td>2:</td><td>*10.5</td><td style="text-align: right;">↗</td></tr> <tr><td>3:</td><td>*10.9</td><td style="text-align: right;">↗</td></tr> <tr><td>4:</td><td>10.2</td><td style="text-align: right;">↗</td></tr> <tr><td>5:</td><td>10.3</td><td style="text-align: right;">↗</td></tr> <tr><td>6:</td><td>9.8</td><td style="text-align: right;">↘</td></tr> <tr><td>7:</td><td>*10.7</td><td style="text-align: right;">→</td></tr> </table> <table border="1" style="width:100%; border-collapse: collapse; margin-top: 5px;"> <tr> <td style="width:80%;">Serie</td> <td style="width:20%; text-align: right;">68.0</td> </tr> <tr> <td>Total</td> <td style="text-align: right;">0.0</td> </tr> </table>	1:	9.8	↗	2:	*10.5	↗	3:	*10.9	↗	4:	10.2	↗	5:	10.3	↗	6:	9.8	↘	7:	*10.7	→	Serie	68.0	Total	0.0
1:	9.8	↗																								
2:	*10.5	↗																								
3:	*10.9	↗																								
4:	10.2	↗																								
5:	10.3	↗																								
6:	9.8	↘																								
7:	*10.7	→																								
Serie	68.0																									
Total	0.0																									

<p>20 Skud</p> 	<table style="width:100%; border-collapse: collapse;"> <tr><td style="width:10%;">1:</td><td style="width:40%;">*10.7</td><td style="width:50%; text-align: right;">↗</td></tr> <tr><td>2:</td><td>10.2</td><td style="text-align: right;">↗</td></tr> <tr><td>3:</td><td>10.4</td><td style="text-align: right;">↓</td></tr> <tr><td>4:</td><td>*10.5</td><td style="text-align: right;">↘</td></tr> <tr><td>5:</td><td>10.3</td><td style="text-align: right;">↗</td></tr> <tr><td>6:</td><td>10.3</td><td style="text-align: right;">↗</td></tr> <tr><td>7:</td><td>*10.8</td><td style="text-align: right;">→</td></tr> <tr><td>8:</td><td>10.3</td><td style="text-align: right;">↘</td></tr> <tr><td>9:</td><td>10.3</td><td style="text-align: right;">↗</td></tr> <tr><td>10:</td><td>*10.6</td><td style="text-align: right;">↗</td></tr> </table> <table border="1" style="width:100%; border-collapse: collapse; margin-top: 5px;"> <tr> <td style="width:80%;">Serie</td> <td style="width:20%; text-align: right;">100.0</td> </tr> <tr> <td>Total</td> <td style="text-align: right;">100.0</td> </tr> </table>	1:	*10.7	↗	2:	10.2	↗	3:	10.4	↓	4:	*10.5	↘	5:	10.3	↗	6:	10.3	↗	7:	*10.8	→	8:	10.3	↘	9:	10.3	↗	10:	*10.6	↗	Serie	100.0	Total	100.0
1:	*10.7	↗																																	
2:	10.2	↗																																	
3:	10.4	↓																																	
4:	*10.5	↘																																	
5:	10.3	↗																																	
6:	10.3	↗																																	
7:	*10.8	→																																	
8:	10.3	↘																																	
9:	10.3	↗																																	
10:	*10.6	↗																																	
Serie	100.0																																		
Total	100.0																																		

<p>20 Skud</p> 	<table style="width:100%; border-collapse: collapse;"> <tr><td style="width:10%;">11:</td><td style="width:40%;">10.0</td><td style="width:50%; text-align: right;">↗</td></tr> <tr><td>12:</td><td>10.5</td><td style="text-align: right;">↗</td></tr> <tr><td>13:</td><td>9.9</td><td style="text-align: right;">↗</td></tr> <tr><td>14:</td><td>*10.7</td><td style="text-align: right;">↗</td></tr> <tr><td>15:</td><td>*10.6</td><td style="text-align: right;">↗</td></tr> <tr><td>16:</td><td>*10.6</td><td style="text-align: right;">↘</td></tr> <tr><td>17:</td><td>10.4</td><td style="text-align: right;">↗</td></tr> <tr><td>18:</td><td>10.1</td><td style="text-align: right;">↘</td></tr> <tr><td>19:</td><td>*10.8</td><td style="text-align: right;">↗</td></tr> <tr><td>20:</td><td>*10.6</td><td style="text-align: right;">↗</td></tr> </table> <table border="1" style="width:100%; border-collapse: collapse; margin-top: 5px;"> <tr> <td style="width:80%;">Serie</td> <td style="width:20%; text-align: right;">99.0</td> </tr> <tr> <td>Total</td> <td style="text-align: right;">199.0</td> </tr> </table>	11:	10.0	↗	12:	10.5	↗	13:	9.9	↗	14:	*10.7	↗	15:	*10.6	↗	16:	*10.6	↘	17:	10.4	↗	18:	10.1	↘	19:	*10.8	↗	20:	*10.6	↗	Serie	99.0	Total	199.0
11:	10.0	↗																																	
12:	10.5	↗																																	
13:	9.9	↗																																	
14:	*10.7	↗																																	
15:	*10.6	↗																																	
16:	*10.6	↘																																	
17:	10.4	↗																																	
18:	10.1	↘																																	
19:	*10.8	↗																																	
20:	*10.6	↗																																	
Serie	99.0																																		
Total	199.0																																		

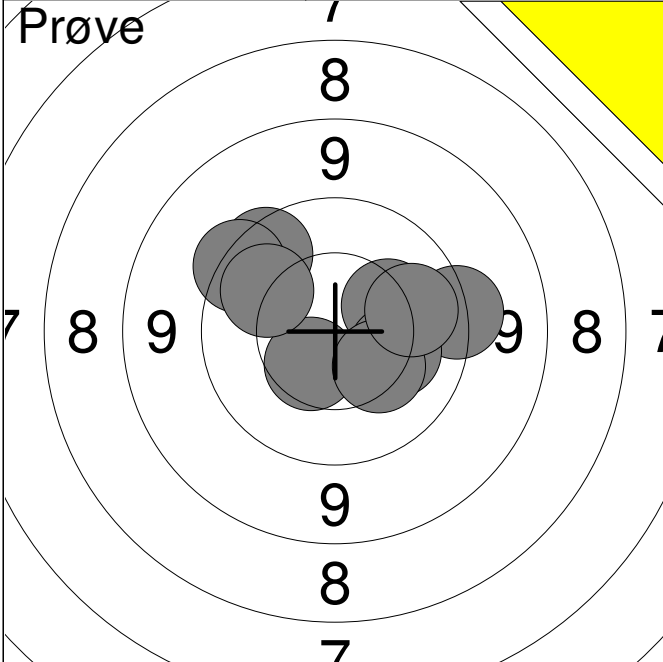
Hold
24

Skive
4

Jonas Worm-Larsen

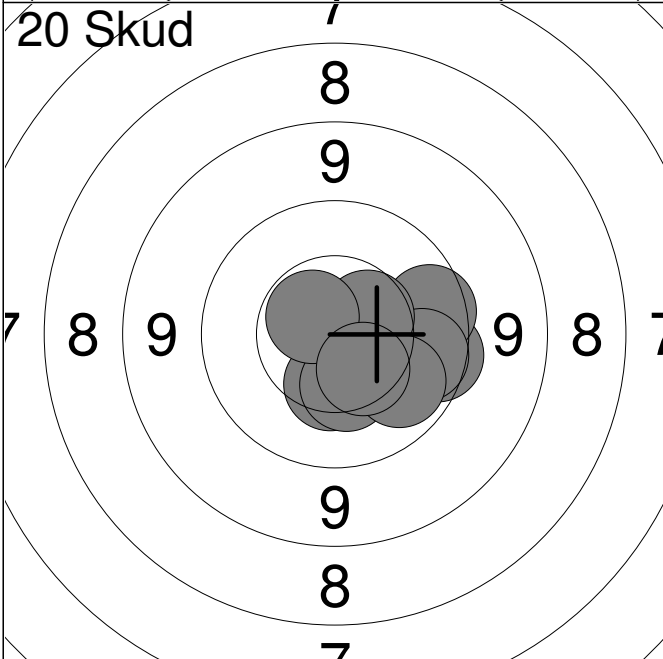
Vester Hassing Skf.

MB1



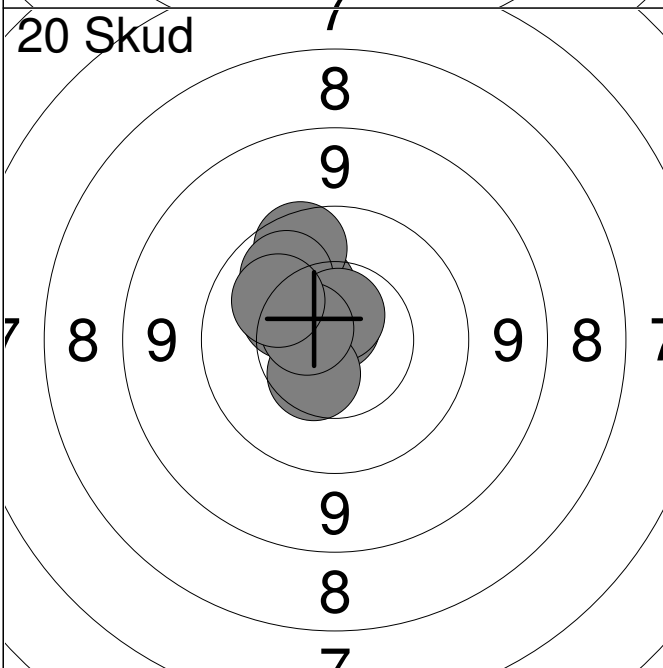
1:	10.5	↙
2:	9.5	→
3:	9.7	↗
4:	9.6	↗
5:	10.0	↗
6:	10.3	→
7:	10.2	↘
8:	10.3	↘
9:	10.0	→

Serie	87.0
Total	0.0



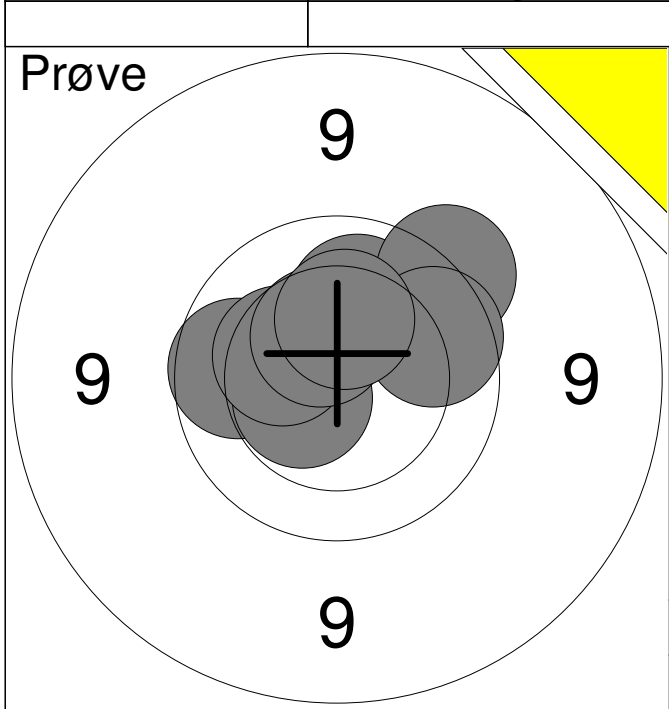
1:	10.4	↓
2:	9.7	→
3:	10.3	→
4:	9.8	→
5:	9.9	→
6:	10.4	↘
7:	10.5	↗
8:	*10.6	↗
9:	10.0	↘
10:	10.4	↘

Serie	97.0
Total	97.0

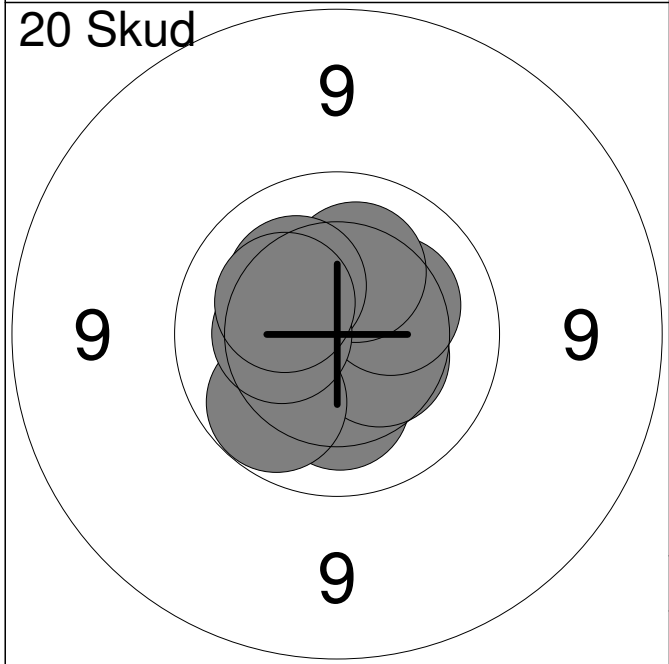


11:	10.5	↗
12:	10.3	↗
13:	10.3	↗
14:	9.8	↗
15:	*10.8	↗
16:	10.0	↗
17:	*10.7	↗
18:	10.5	↘
19:	*10.6	↗
20:	10.1	↗

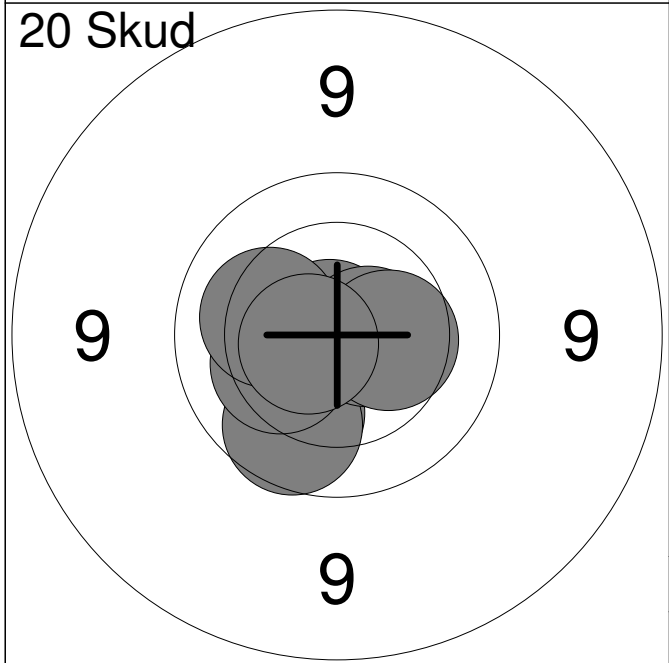
Serie	99.0
Total	196.0



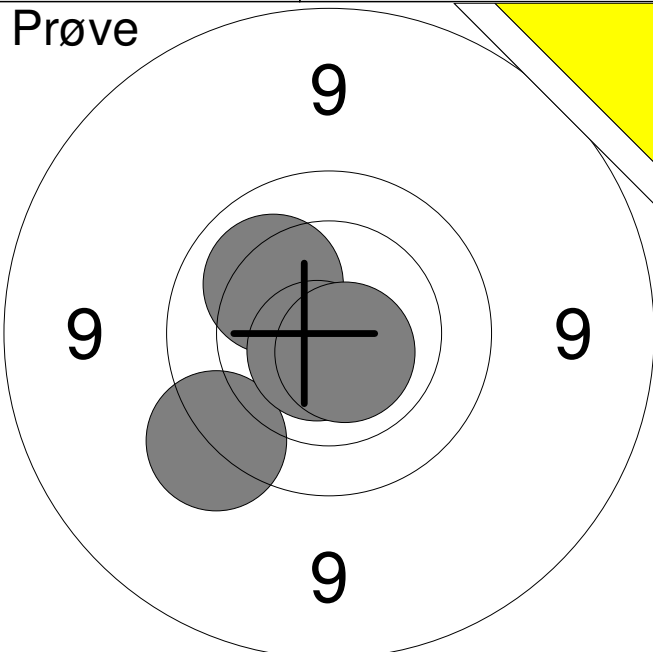
1:	10.1	↑
2:	9.6	↗
3:	9.9	→
4:	9.9	←
5:	*10.5	↙
6:	10.3	↖
7:	10.5	↑
8:	10.3	↑
Serie		77.0
Total		0.0

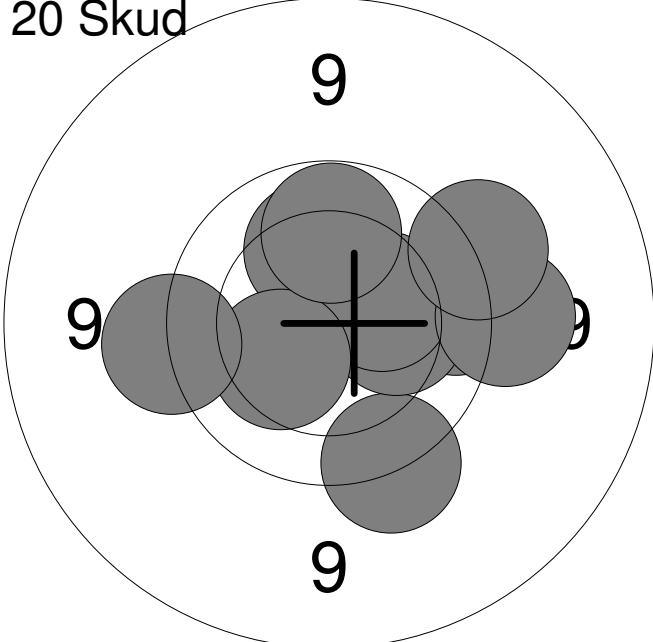


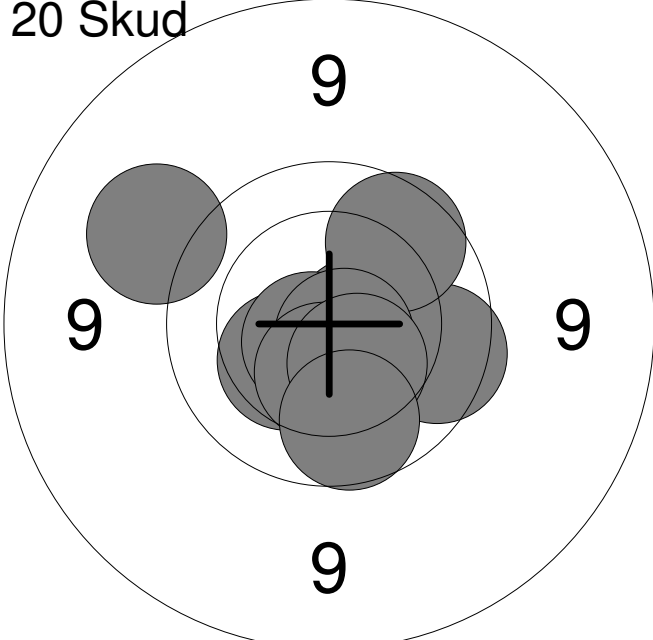
1:	10.2	↓
2:	*10.6	↑
3:	10.4	↘
4:	10.3	↑
5:	10.3	→
6:	10.2	↑
7:	10.3	↗
8:	10.0	↙
9:	10.4	←
10:	10.3	↖
Serie		100.0
Total		100.0

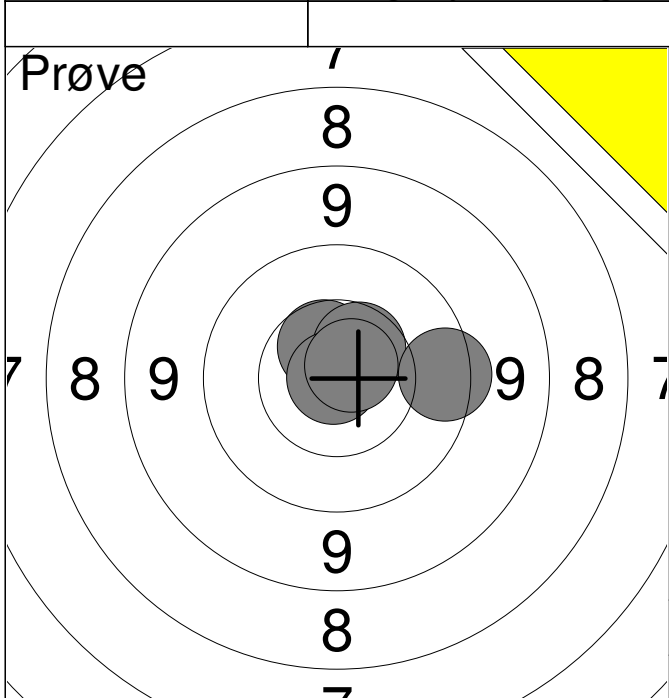


11:	*10.5	←
12:	*10.8	→
13:	*10.9	↗
14:	10.0	↙
15:	9.9	↙
16:	10.3	←
17:	10.2	←
18:	*10.6	→
19:	10.4	→
20:	*10.6	←
Serie		99.0
Total		199.0

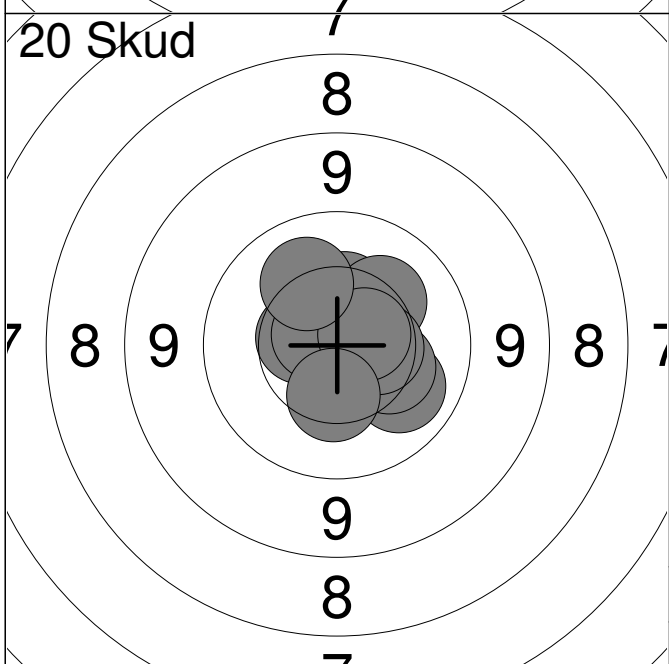
<p>Prøve</p> 	<table style="width:100%; border-collapse: collapse;"> <tr><td style="width:10%;">1:</td><td style="width:15%;">9.6</td><td style="width:10%; text-align: right;">↙</td></tr> <tr><td>2:</td><td>10.1</td><td style="text-align: right;">↗</td></tr> <tr><td>3:</td><td>*10.7</td><td style="text-align: right;">↙</td></tr> <tr><td>4:</td><td>*10.7</td><td style="text-align: right;">↘</td></tr> </table> <table border="1" style="width:100%; border-collapse: collapse; margin-top: 5px;"> <tr> <td style="width:80%;">Serie</td> <td style="text-align: right;">39.0</td> </tr> <tr> <td>Total</td> <td style="text-align: right;">0.0</td> </tr> </table>	1:	9.6	↙	2:	10.1	↗	3:	*10.7	↙	4:	*10.7	↘	Serie	39.0	Total	0.0
1:	9.6	↙															
2:	10.1	↗															
3:	*10.7	↙															
4:	*10.7	↘															
Serie	39.0																
Total	0.0																

<p>20 Skud</p> 	<table style="width:100%; border-collapse: collapse;"> <tr><td style="width:10%;">1:</td><td style="width:15%;">9.6</td><td style="width:10%; text-align: right;">↘</td></tr> <tr><td>2:</td><td>9.7</td><td style="text-align: right;">→</td></tr> <tr><td>3:</td><td>10.1</td><td style="text-align: right;">↑</td></tr> <tr><td>4:</td><td>10.2</td><td style="text-align: right;">→</td></tr> <tr><td>5:</td><td>10.3</td><td style="text-align: right;">↗</td></tr> <tr><td>6:</td><td>9.4</td><td style="text-align: right;">→</td></tr> <tr><td>7:</td><td>9.5</td><td style="text-align: right;">↗</td></tr> <tr><td>8:</td><td>10.3</td><td style="text-align: right;">↙</td></tr> <tr><td>9:</td><td>10.0</td><td style="text-align: right;">↑</td></tr> <tr><td>10:</td><td>9.5</td><td style="text-align: right;">←</td></tr> </table> <table border="1" style="width:100%; border-collapse: collapse; margin-top: 5px;"> <tr> <td style="width:80%;">Serie</td> <td style="text-align: right;">95.0</td> </tr> <tr> <td>Total</td> <td style="text-align: right;">95.0</td> </tr> </table>	1:	9.6	↘	2:	9.7	→	3:	10.1	↑	4:	10.2	→	5:	10.3	↗	6:	9.4	→	7:	9.5	↗	8:	10.3	↙	9:	10.0	↑	10:	9.5	←	Serie	95.0	Total	95.0
1:	9.6	↘																																	
2:	9.7	→																																	
3:	10.1	↑																																	
4:	10.2	→																																	
5:	10.3	↗																																	
6:	9.4	→																																	
7:	9.5	↗																																	
8:	10.3	↙																																	
9:	10.0	↑																																	
10:	9.5	←																																	
Serie	95.0																																		
Total	95.0																																		

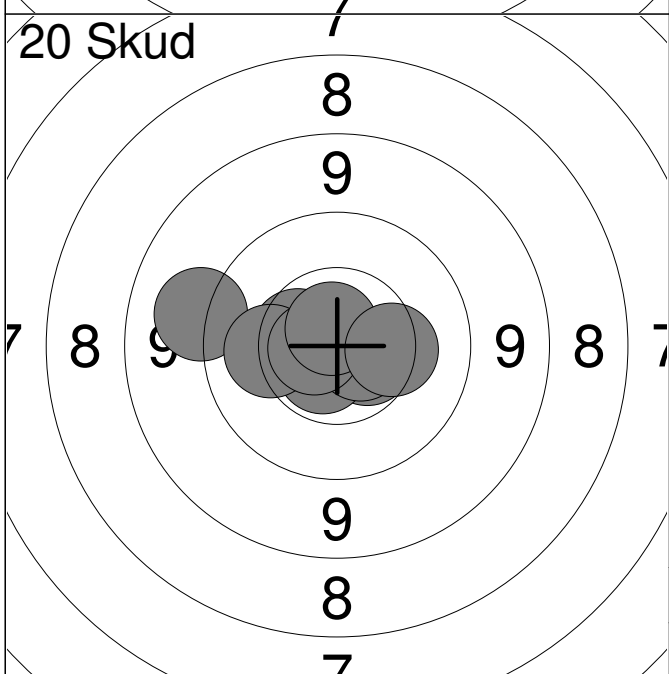
<p>20 Skud</p> 	<table style="width:100%; border-collapse: collapse;"> <tr><td style="width:10%;">11:</td><td style="width:15%;">10.4</td><td style="width:10%; text-align: right;">↙</td></tr> <tr><td>12:</td><td>*10.6</td><td style="text-align: right;">→</td></tr> <tr><td>13:</td><td>9.8</td><td style="text-align: right;">→</td></tr> <tr><td>14:</td><td>9.9</td><td style="text-align: right;">↗</td></tr> <tr><td>15:</td><td>*10.7</td><td style="text-align: right;">↙</td></tr> <tr><td>16:</td><td>9.3</td><td style="text-align: right;">↗</td></tr> <tr><td>17:</td><td>*10.7</td><td style="text-align: right;">↘</td></tr> <tr><td>18:</td><td>10.4</td><td style="text-align: right;">↘</td></tr> <tr><td>19:</td><td>10.4</td><td style="text-align: right;">↘</td></tr> <tr><td>20:</td><td>9.9</td><td style="text-align: right;">↘</td></tr> </table> <table border="1" style="width:100%; border-collapse: collapse; margin-top: 5px;"> <tr> <td style="width:80%;">Serie</td> <td style="text-align: right;">96.0</td> </tr> <tr> <td>Total</td> <td style="text-align: right;">191.0</td> </tr> </table>	11:	10.4	↙	12:	*10.6	→	13:	9.8	→	14:	9.9	↗	15:	*10.7	↙	16:	9.3	↗	17:	*10.7	↘	18:	10.4	↘	19:	10.4	↘	20:	9.9	↘	Serie	96.0	Total	191.0
11:	10.4	↙																																	
12:	*10.6	→																																	
13:	9.8	→																																	
14:	9.9	↗																																	
15:	*10.7	↙																																	
16:	9.3	↗																																	
17:	*10.7	↘																																	
18:	10.4	↘																																	
19:	10.4	↘																																	
20:	9.9	↘																																	
Serie	96.0																																		
Total	191.0																																		



1:	10.6	↑
2:	10.5	↗
3:	*10.9	←
4:	9.7	→
5:	*10.7	↗
Serie		49.0
Total		0.0



1:	10.4	↑
2:	10.1	↘
3:	10.5	←
4:	*10.7	↗
5:	10.2	↗
6:	10.3	↘
7:	10.5	→
8:	*10.6	→
9:	10.4	↘
10:	10.2	↗
Serie		100.0
Total		100.0



11:	9.3	←
12:	*10.7	←
13:	10.5	←
14:	10.6	↘
15:	*10.7	↘
16:	10.2	←
17:	*10.7	↘
18:	*10.7	←
19:	*10.7	↗
20:	10.3	→
Serie		99.0
Total		199.0

Hold
24

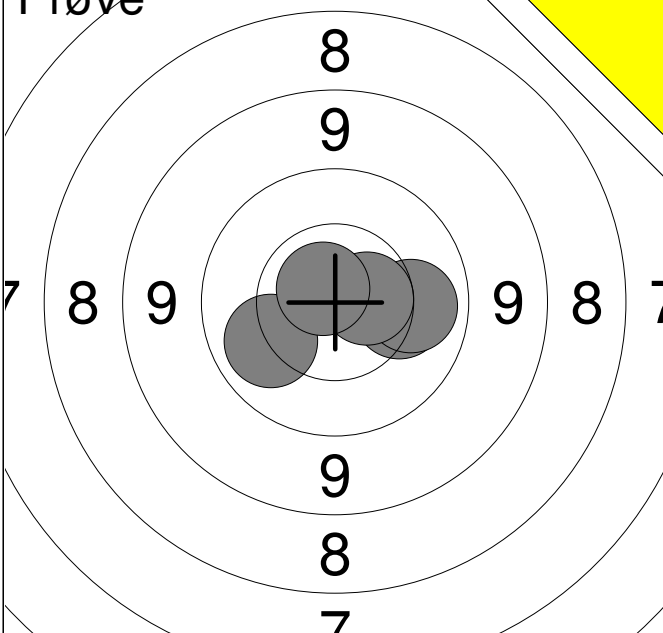
Skive
8

Birgit Prior

Lindholm Sports Skytte Klub

V1

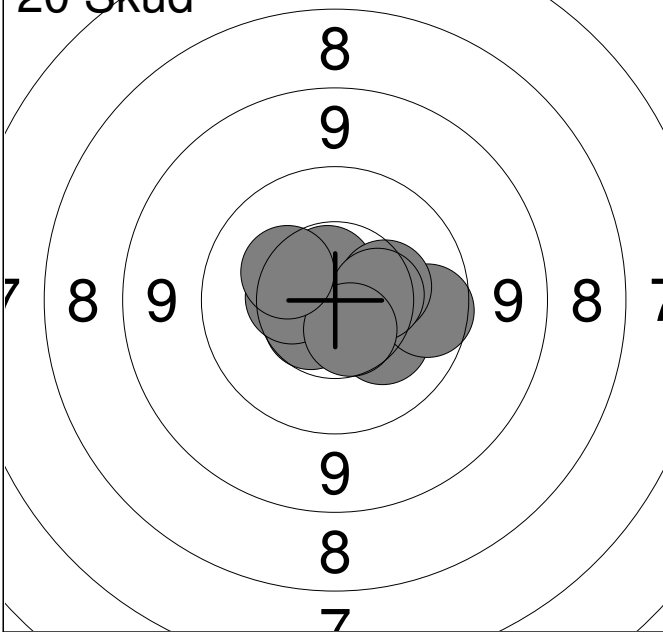
Prøve



1:	10.2	→
2:	10.1	→
3:	10.1	↖
4:	10.6	→
5:	*10.7	↗

Serie	50.0
Total	0.0

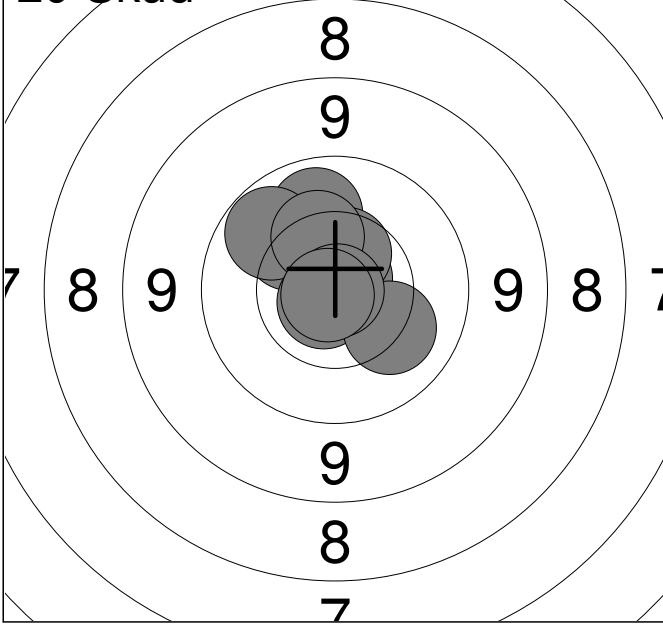
20 Skud



1:	*10.9	→
2:	10.2	↘
3:	*10.6	↗
4:	10.6	↖
5:	9.9	→
6:	10.4	→
7:	10.5	→
8:	10.5	←
9:	10.6	↘
10:	10.3	↗

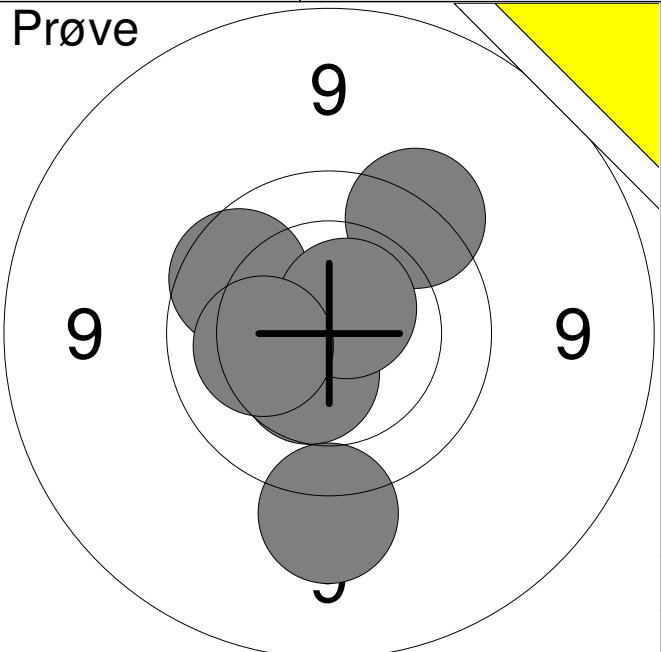
Serie	99.0
Total	99.0

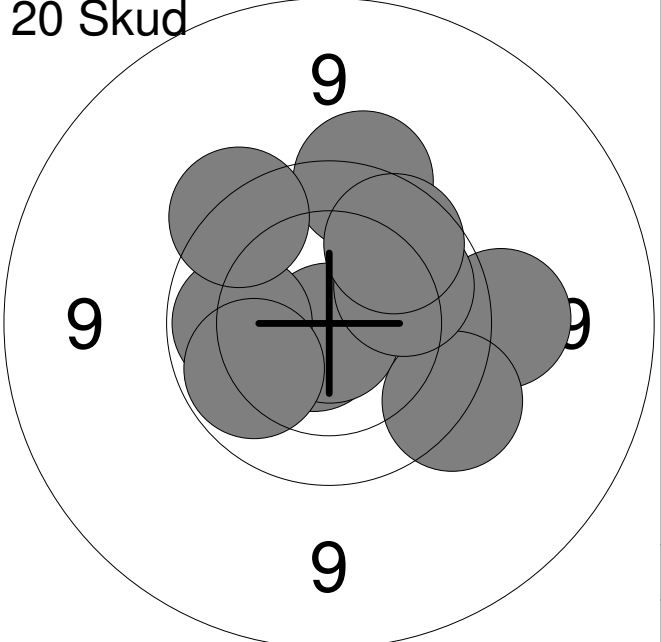
20 Skud

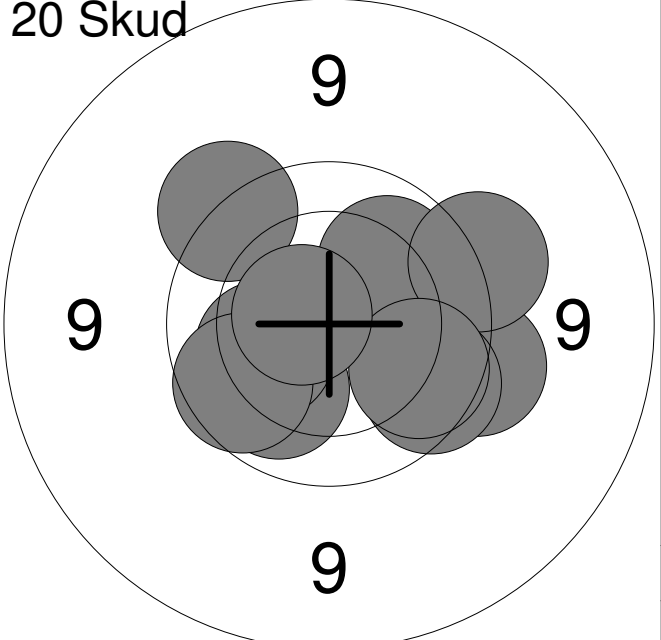


11:	10.0	↗
12:	10.2	↗
13:	*10.8	↗
14:	10.0	↗
15:	*10.8	↖
16:	10.2	↘
17:	10.5	↗
18:	10.3	↗
19:	*10.9	↘
20:	*10.8	↖

Serie	100.0
Total	199.0

<p>Prøve</p> 	<table style="width:100%; border-collapse: collapse;"> <tr><td style="width:10%;">1:</td><td style="width:20%;">10.5</td><td style="width:10%; text-align: right;">↙</td></tr> <tr><td>2:</td><td>9.6</td><td style="text-align: right;">↗</td></tr> <tr><td>3:</td><td>9.9</td><td style="text-align: right;">↗</td></tr> <tr><td>4:</td><td>9.4</td><td style="text-align: right;">↓</td></tr> <tr><td>5:</td><td>*10.6</td><td style="text-align: right;">↗</td></tr> <tr><td>6:</td><td>10.2</td><td style="text-align: right;">←</td></tr> </table> <table border="1" style="width:100%; border-collapse: collapse; margin-top: 5px;"> <tr> <td style="width:80%;">Serie</td> <td style="text-align: right;">57.0</td> </tr> <tr> <td>Total</td> <td style="text-align: right;">0.0</td> </tr> </table>	1:	10.5	↙	2:	9.6	↗	3:	9.9	↗	4:	9.4	↓	5:	*10.6	↗	6:	10.2	←	Serie	57.0	Total	0.0
1:	10.5	↙																					
2:	9.6	↗																					
3:	9.9	↗																					
4:	9.4	↓																					
5:	*10.6	↗																					
6:	10.2	←																					
Serie	57.0																						
Total	0.0																						

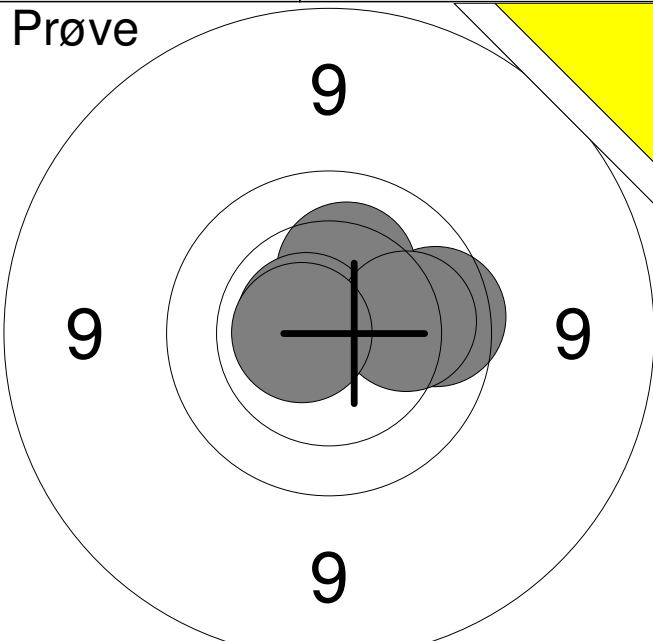
<p>20 Skud</p> 	<table style="width:100%; border-collapse: collapse;"> <tr><td style="width:10%;">1:</td><td style="width:20%;">9.5</td><td style="width:10%; text-align: right;">→</td></tr> <tr><td>2:</td><td>*10.7</td><td style="text-align: right;">↙</td></tr> <tr><td>3:</td><td>*10.8</td><td style="text-align: right;">↓</td></tr> <tr><td>4:</td><td>9.6</td><td style="text-align: right;">↑</td></tr> <tr><td>5:</td><td>10.0</td><td style="text-align: right;">←</td></tr> <tr><td>6:</td><td>9.6</td><td style="text-align: right;">↘</td></tr> <tr><td>7:</td><td>10.0</td><td style="text-align: right;">↗</td></tr> <tr><td>8:</td><td>10.0</td><td style="text-align: right;">↙</td></tr> <tr><td>9:</td><td>9.7</td><td style="text-align: right;">↗</td></tr> <tr><td>10:</td><td>9.9</td><td style="text-align: right;">↗</td></tr> </table> <table border="1" style="width:100%; border-collapse: collapse; margin-top: 5px;"> <tr> <td style="width:80%;">Serie</td> <td style="text-align: right;">95.0</td> </tr> <tr> <td>Total</td> <td style="text-align: right;">95.0</td> </tr> </table>	1:	9.5	→	2:	*10.7	↙	3:	*10.8	↓	4:	9.6	↑	5:	10.0	←	6:	9.6	↘	7:	10.0	↗	8:	10.0	↙	9:	9.7	↗	10:	9.9	↗	Serie	95.0	Total	95.0
1:	9.5	→																																	
2:	*10.7	↙																																	
3:	*10.8	↓																																	
4:	9.6	↑																																	
5:	10.0	←																																	
6:	9.6	↘																																	
7:	10.0	↗																																	
8:	10.0	↙																																	
9:	9.7	↗																																	
10:	9.9	↗																																	
Serie	95.0																																		
Total	95.0																																		

<p>20 Skud</p> 	<table style="width:100%; border-collapse: collapse;"> <tr><td style="width:10%;">11:</td><td style="width:20%;">10.1</td><td style="width:10%; text-align: right;">↗</td></tr> <tr><td>12:</td><td>9.6</td><td style="text-align: right;">→</td></tr> <tr><td>13:</td><td>9.8</td><td style="text-align: right;">↘</td></tr> <tr><td>14:</td><td>9.5</td><td style="text-align: right;">↗</td></tr> <tr><td>15:</td><td>10.1</td><td style="text-align: right;">↙</td></tr> <tr><td>16:</td><td>10.2</td><td style="text-align: right;">←</td></tr> <tr><td>17:</td><td>9.9</td><td style="text-align: right;">↘</td></tr> <tr><td>18:</td><td>9.9</td><td style="text-align: right;">↙</td></tr> <tr><td>19:</td><td>9.6</td><td style="text-align: right;">↗</td></tr> <tr><td>20:</td><td>*10.6</td><td style="text-align: right;">←</td></tr> </table> <table border="1" style="width:100%; border-collapse: collapse; margin-top: 5px;"> <tr> <td style="width:80%;">Serie</td> <td style="text-align: right;">94.0</td> </tr> <tr> <td>Total</td> <td style="text-align: right;">189.0</td> </tr> </table>	11:	10.1	↗	12:	9.6	→	13:	9.8	↘	14:	9.5	↗	15:	10.1	↙	16:	10.2	←	17:	9.9	↘	18:	9.9	↙	19:	9.6	↗	20:	*10.6	←	Serie	94.0	Total	189.0
11:	10.1	↗																																	
12:	9.6	→																																	
13:	9.8	↘																																	
14:	9.5	↗																																	
15:	10.1	↙																																	
16:	10.2	←																																	
17:	9.9	↘																																	
18:	9.9	↙																																	
19:	9.6	↗																																	
20:	*10.6	←																																	
Serie	94.0																																		
Total	189.0																																		

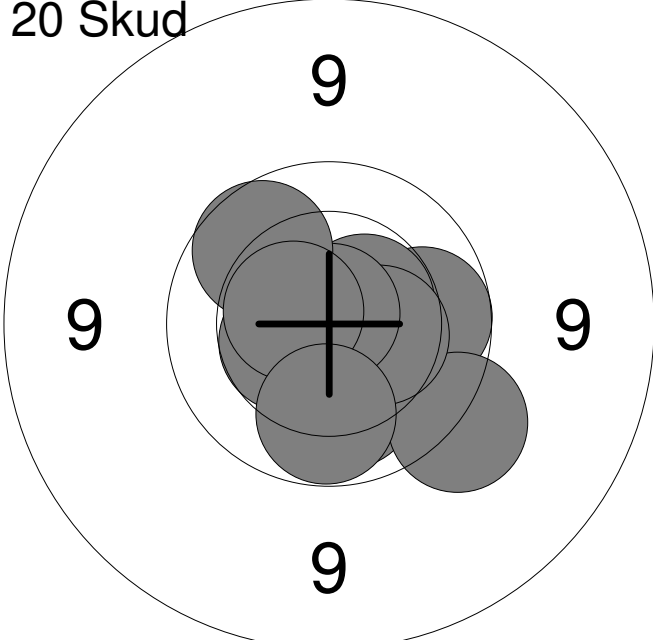
<p>Prøve</p>	<table style="width:100%; border-collapse: collapse;"> <tr><td style="text-align: right;">1:</td><td style="text-align: right;">*10.6</td><td style="text-align: right;">↖</td></tr> <tr><td style="text-align: right;">2:</td><td style="text-align: right;">9.8</td><td style="text-align: right;">↙</td></tr> <tr><td style="text-align: right;">3:</td><td style="text-align: right;">9.9</td><td style="text-align: right;">↗</td></tr> <tr><td style="text-align: right;">4:</td><td style="text-align: right;">10.2</td><td style="text-align: right;">↑</td></tr> <tr><td style="text-align: right;">5:</td><td style="text-align: right;">*10.7</td><td style="text-align: right;">↘</td></tr> <tr><td style="text-align: right;">6:</td><td style="text-align: right;">10.2</td><td style="text-align: right;">↓</td></tr> <tr><td style="text-align: right;">7:</td><td style="text-align: right;">10.3</td><td style="text-align: right;">↓</td></tr> <tr><td style="text-align: right;">8:</td><td style="text-align: right;">10.4</td><td style="text-align: right;">→</td></tr> <tr><td style="text-align: right;">9:</td><td style="text-align: right;">*10.6</td><td style="text-align: right;">↙</td></tr> <tr><td style="text-align: right;">10:</td><td style="text-align: right;">*10.8</td><td style="text-align: right;">↗</td></tr> <tr><td colspan="2">Serie</td><td style="text-align: right;">98.0</td></tr> <tr><td colspan="2">Total</td><td style="text-align: right;">0.0</td></tr> </table>	1:	*10.6	↖	2:	9.8	↙	3:	9.9	↗	4:	10.2	↑	5:	*10.7	↘	6:	10.2	↓	7:	10.3	↓	8:	10.4	→	9:	*10.6	↙	10:	*10.8	↗	Serie		98.0	Total		0.0
1:	*10.6	↖																																			
2:	9.8	↙																																			
3:	9.9	↗																																			
4:	10.2	↑																																			
5:	*10.7	↘																																			
6:	10.2	↓																																			
7:	10.3	↓																																			
8:	10.4	→																																			
9:	*10.6	↙																																			
10:	*10.8	↗																																			
Serie		98.0																																			
Total		0.0																																			

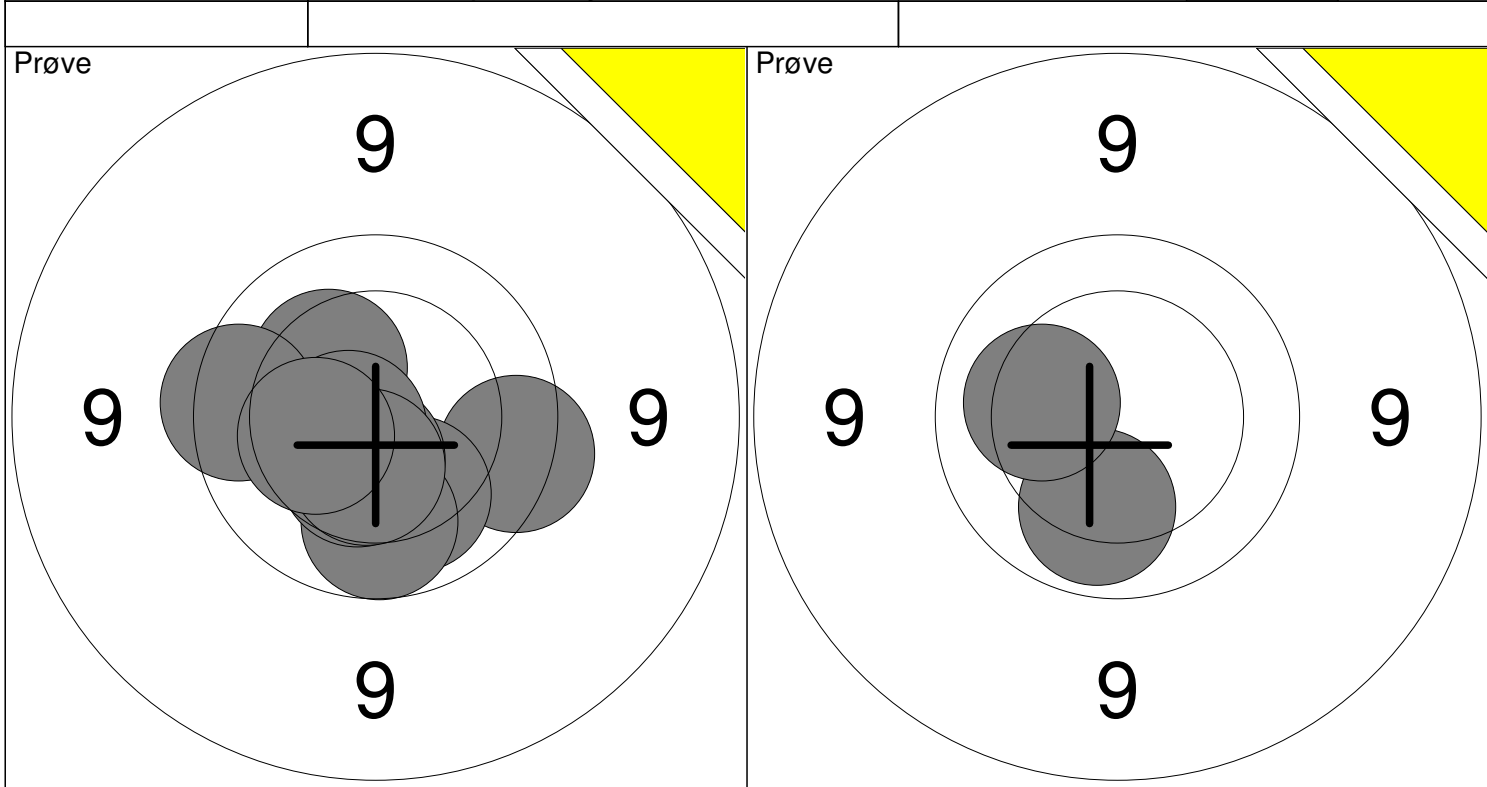
<p>20 Skud</p>	<table style="width:100%; border-collapse: collapse;"> <tr><td style="text-align: right;">1:</td><td style="text-align: right;">10.0</td><td style="text-align: right;">↘</td></tr> <tr><td style="text-align: right;">2:</td><td style="text-align: right;">*10.6</td><td style="text-align: right;">↗</td></tr> <tr><td style="text-align: right;">3:</td><td style="text-align: right;">*10.6</td><td style="text-align: right;">↙</td></tr> <tr><td style="text-align: right;">4:</td><td style="text-align: right;">10.4</td><td style="text-align: right;">↗</td></tr> <tr><td style="text-align: right;">5:</td><td style="text-align: right;">10.2</td><td style="text-align: right;">↙</td></tr> <tr><td style="text-align: right;">6:</td><td style="text-align: right;">9.9</td><td style="text-align: right;">↗</td></tr> <tr><td style="text-align: right;">7:</td><td style="text-align: right;">*10.8</td><td style="text-align: right;">→</td></tr> <tr><td style="text-align: right;">8:</td><td style="text-align: right;">*10.6</td><td style="text-align: right;">↓</td></tr> <tr><td style="text-align: right;">9:</td><td style="text-align: right;">*10.7</td><td style="text-align: right;">↙</td></tr> <tr><td style="text-align: right;">10:</td><td style="text-align: right;">10.1</td><td style="text-align: right;">→</td></tr> <tr><td colspan="2">Serie</td><td style="text-align: right;">99.0</td></tr> <tr><td colspan="2">Total</td><td style="text-align: right;">99.0</td></tr> </table>	1:	10.0	↘	2:	*10.6	↗	3:	*10.6	↙	4:	10.4	↗	5:	10.2	↙	6:	9.9	↗	7:	*10.8	→	8:	*10.6	↓	9:	*10.7	↙	10:	10.1	→	Serie		99.0	Total		99.0
1:	10.0	↘																																			
2:	*10.6	↗																																			
3:	*10.6	↙																																			
4:	10.4	↗																																			
5:	10.2	↙																																			
6:	9.9	↗																																			
7:	*10.8	→																																			
8:	*10.6	↓																																			
9:	*10.7	↙																																			
10:	10.1	→																																			
Serie		99.0																																			
Total		99.0																																			

<p>20 Skud</p>	<table style="width:100%; border-collapse: collapse;"> <tr><td style="text-align: right;">11:</td><td style="text-align: right;">10.2</td><td style="text-align: right;">↘</td></tr> <tr><td style="text-align: right;">12:</td><td style="text-align: right;">*10.7</td><td style="text-align: right;">↙</td></tr> <tr><td style="text-align: right;">13:</td><td style="text-align: right;">*10.6</td><td style="text-align: right;">↗</td></tr> <tr><td style="text-align: right;">14:</td><td style="text-align: right;">*10.5</td><td style="text-align: right;">↘</td></tr> <tr><td style="text-align: right;">15:</td><td style="text-align: right;">10.2</td><td style="text-align: right;">→</td></tr> <tr><td style="text-align: right;">16:</td><td style="text-align: right;">10.5</td><td style="text-align: right;">↗</td></tr> <tr><td style="text-align: right;">17:</td><td style="text-align: right;">10.0</td><td style="text-align: right;">↘</td></tr> <tr><td style="text-align: right;">18:</td><td style="text-align: right;">*10.8</td><td style="text-align: right;">↑</td></tr> <tr><td style="text-align: right;">19:</td><td style="text-align: right;">*10.6</td><td style="text-align: right;">↘</td></tr> <tr><td style="text-align: right;">20:</td><td style="text-align: right;">*10.7</td><td style="text-align: right;">↗</td></tr> <tr><td colspan="2">Serie</td><td style="text-align: right;">100.0</td></tr> <tr><td colspan="2">Total</td><td style="text-align: right;">199.0</td></tr> </table>	11:	10.2	↘	12:	*10.7	↙	13:	*10.6	↗	14:	*10.5	↘	15:	10.2	→	16:	10.5	↗	17:	10.0	↘	18:	*10.8	↑	19:	*10.6	↘	20:	*10.7	↗	Serie		100.0	Total		199.0
11:	10.2	↘																																			
12:	*10.7	↙																																			
13:	*10.6	↗																																			
14:	*10.5	↘																																			
15:	10.2	→																																			
16:	10.5	↗																																			
17:	10.0	↘																																			
18:	*10.8	↑																																			
19:	*10.6	↘																																			
20:	*10.7	↗																																			
Serie		100.0																																			
Total		199.0																																			

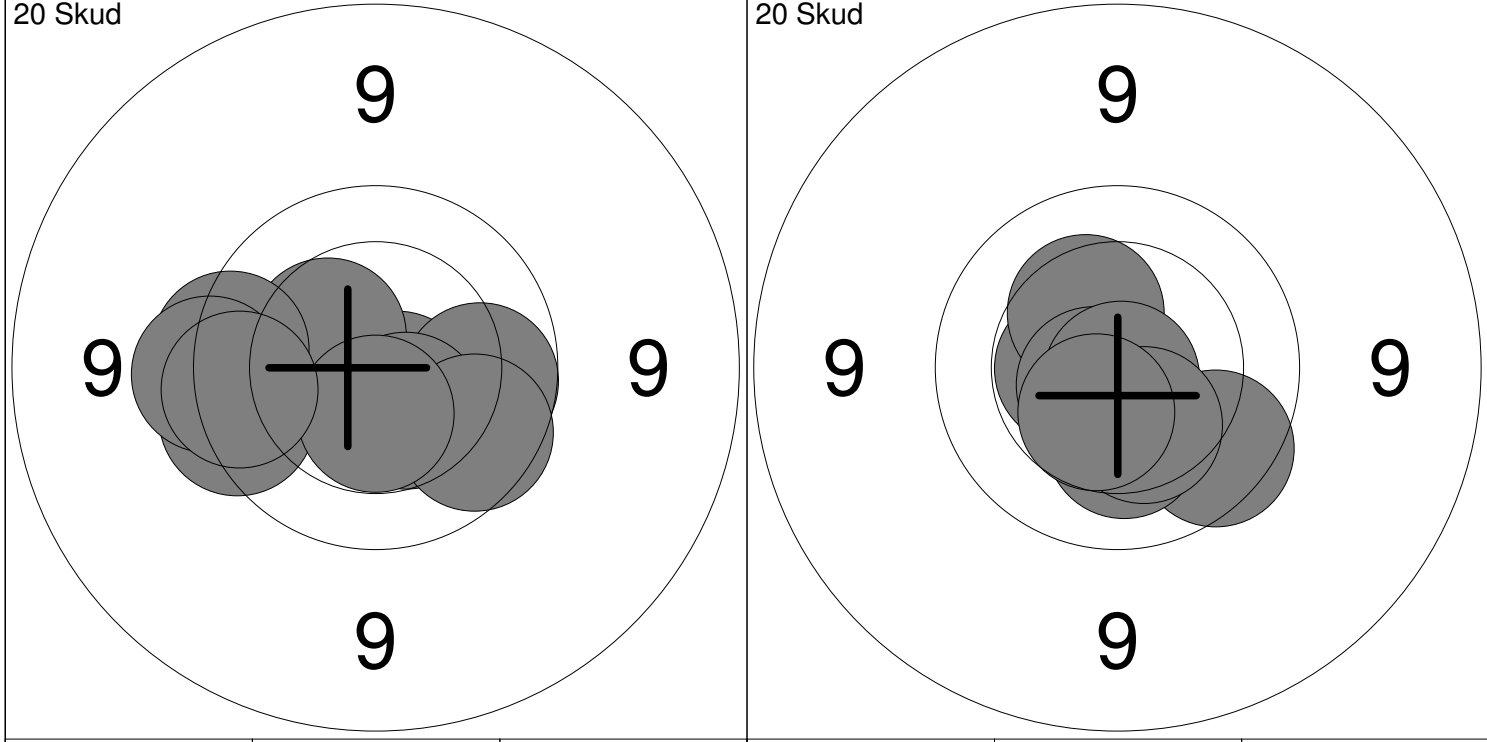
<p>Prøve</p> 	<table style="width:100%; border-collapse: collapse;"> <tr><td style="width:10%;">1:</td><td style="width:40%;">9.9</td><td style="width:50%; text-align: right;">→</td></tr> <tr><td>2:</td><td>10.3</td><td style="text-align: right;">↑</td></tr> <tr><td>3:</td><td>*10.7</td><td style="text-align: right;">↗</td></tr> <tr><td>4:</td><td>10.1</td><td style="text-align: right;">→</td></tr> <tr><td>5:</td><td>*10.7</td><td style="text-align: right;">←</td></tr> </table> <table border="1" style="width:100%; border-collapse: collapse; margin-top: 5px;"> <tr> <td style="width:80%;">Serie</td> <td style="text-align: right;">49.0</td> </tr> <tr> <td>Total</td> <td style="text-align: right;">0.0</td> </tr> </table>	1:	9.9	→	2:	10.3	↑	3:	*10.7	↗	4:	10.1	→	5:	*10.7	←	Serie	49.0	Total	0.0
1:	9.9	→																		
2:	10.3	↑																		
3:	*10.7	↗																		
4:	10.1	→																		
5:	*10.7	←																		
Serie	49.0																			
Total	0.0																			

<p>20 Skud</p> 	<table style="width:100%; border-collapse: collapse;"> <tr><td style="width:10%;">1:</td><td style="width:40%;">10.3</td><td style="width:50%; text-align: right;">↗</td></tr> <tr><td>2:</td><td>9.8</td><td style="text-align: right;">↗</td></tr> <tr><td>3:</td><td>9.9</td><td style="text-align: right;">↓</td></tr> <tr><td>4:</td><td>10.3</td><td style="text-align: right;">↗</td></tr> <tr><td>5:</td><td>9.9</td><td style="text-align: right;">→</td></tr> <tr><td>6:</td><td>10.3</td><td style="text-align: right;">↓</td></tr> <tr><td>7:</td><td>10.4</td><td style="text-align: right;">→</td></tr> <tr><td>8:</td><td>10.4</td><td style="text-align: right;">↗</td></tr> <tr><td>9:</td><td>10.2</td><td style="text-align: right;">↓</td></tr> <tr><td>10:</td><td>9.8</td><td style="text-align: right;">↙</td></tr> </table> <table border="1" style="width:100%; border-collapse: collapse; margin-top: 5px;"> <tr> <td style="width:80%;">Serie</td> <td style="text-align: right;">96.0</td> </tr> <tr> <td>Total</td> <td style="text-align: right;">96.0</td> </tr> </table>	1:	10.3	↗	2:	9.8	↗	3:	9.9	↓	4:	10.3	↗	5:	9.9	→	6:	10.3	↓	7:	10.4	→	8:	10.4	↗	9:	10.2	↓	10:	9.8	↙	Serie	96.0	Total	96.0
1:	10.3	↗																																	
2:	9.8	↗																																	
3:	9.9	↓																																	
4:	10.3	↗																																	
5:	9.9	→																																	
6:	10.3	↓																																	
7:	10.4	→																																	
8:	10.4	↗																																	
9:	10.2	↓																																	
10:	9.8	↙																																	
Serie	96.0																																		
Total	96.0																																		

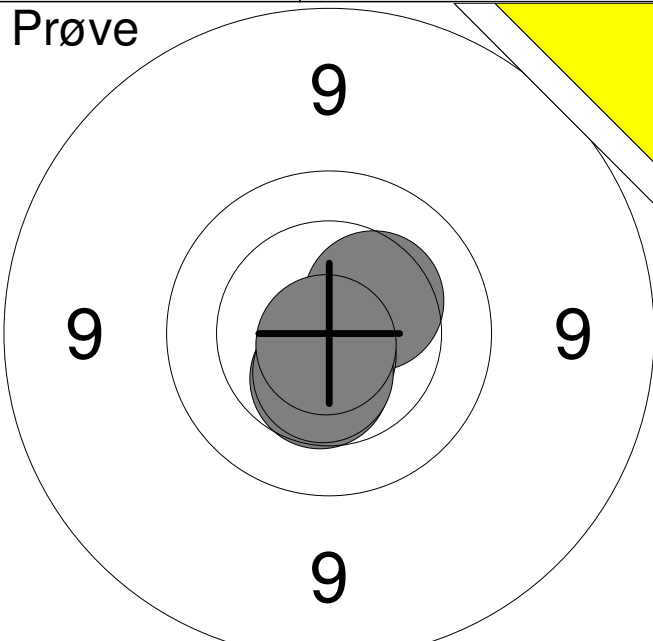
<p>20 Skud</p> 	<table style="width:100%; border-collapse: collapse;"> <tr><td style="width:10%;">11:</td><td style="width:40%;">9.9</td><td style="width:50%; text-align: right;">→</td></tr> <tr><td>12:</td><td>10.5</td><td style="text-align: right;">↙</td></tr> <tr><td>13:</td><td>*10.5</td><td style="text-align: right;">↗</td></tr> <tr><td>14:</td><td>10.1</td><td style="text-align: right;">↓</td></tr> <tr><td>15:</td><td>9.5</td><td style="text-align: right;">↙</td></tr> <tr><td>16:</td><td>10.4</td><td style="text-align: right;">→</td></tr> <tr><td>17:</td><td>*10.8</td><td style="text-align: right;">↑</td></tr> <tr><td>18:</td><td>9.9</td><td style="text-align: right;">↗</td></tr> <tr><td>19:</td><td>*10.5</td><td style="text-align: right;">↗</td></tr> <tr><td>20:</td><td>10.0</td><td style="text-align: right;">↓</td></tr> </table> <table border="1" style="width:100%; border-collapse: collapse; margin-top: 5px;"> <tr> <td style="width:80%;">Serie</td> <td style="text-align: right;">97.0</td> </tr> <tr> <td>Total</td> <td style="text-align: right;">193.0</td> </tr> </table>	11:	9.9	→	12:	10.5	↙	13:	*10.5	↗	14:	10.1	↓	15:	9.5	↙	16:	10.4	→	17:	*10.8	↑	18:	9.9	↗	19:	*10.5	↗	20:	10.0	↓	Serie	97.0	Total	193.0
11:	9.9	→																																	
12:	10.5	↙																																	
13:	*10.5	↗																																	
14:	10.1	↓																																	
15:	9.5	↙																																	
16:	10.4	→																																	
17:	*10.8	↑																																	
18:	9.9	↗																																	
19:	*10.5	↗																																	
20:	10.0	↓																																	
Serie	97.0																																		
Total	193.0																																		

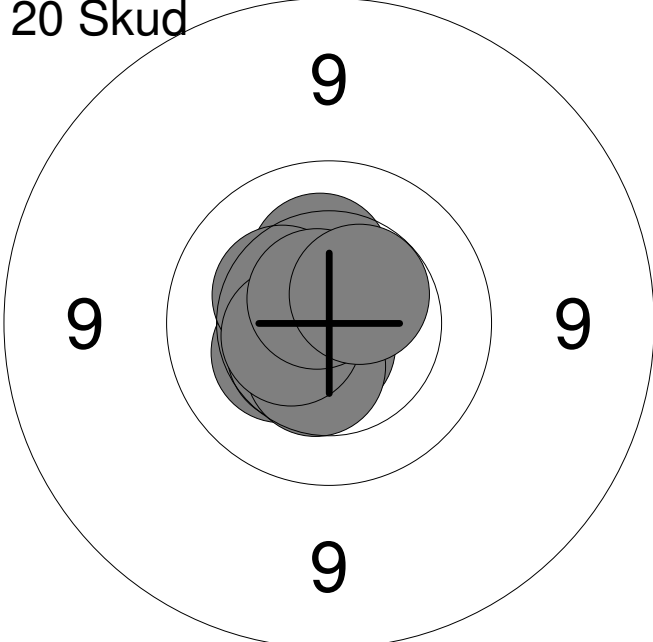


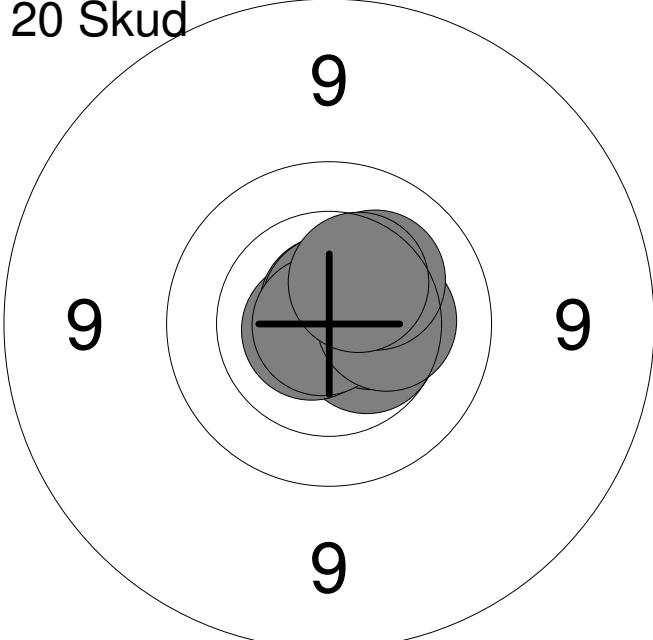
1: 9.7 →	6: 9.8 ←	Serie	97.0	11: 10.1 ↓	Serie	20.0
2: 10.3 ↗	7: *10.7 ←			12: 10.2 ←		
3: 10.1 ↓	8: 10.4 ↓	Total	0.0		Total	0.0
4: 9.9 ↓	9: 10.5 ↓					
5: *10.5 ↓	10: 10.3 ←					

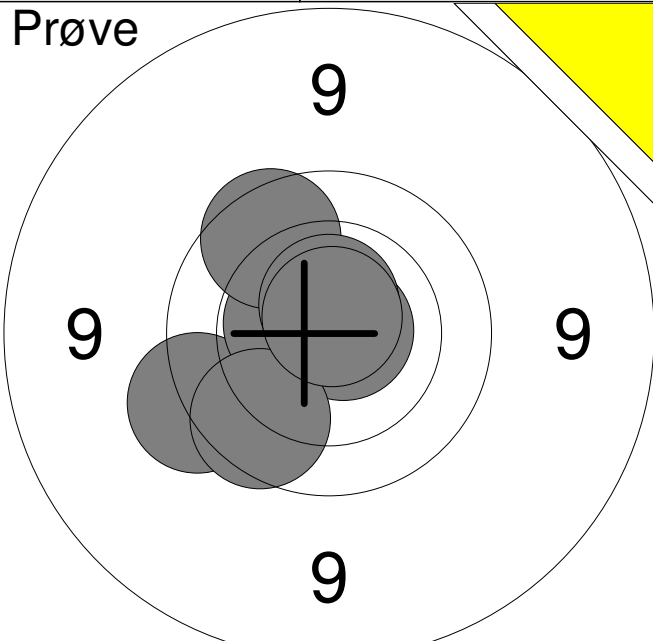


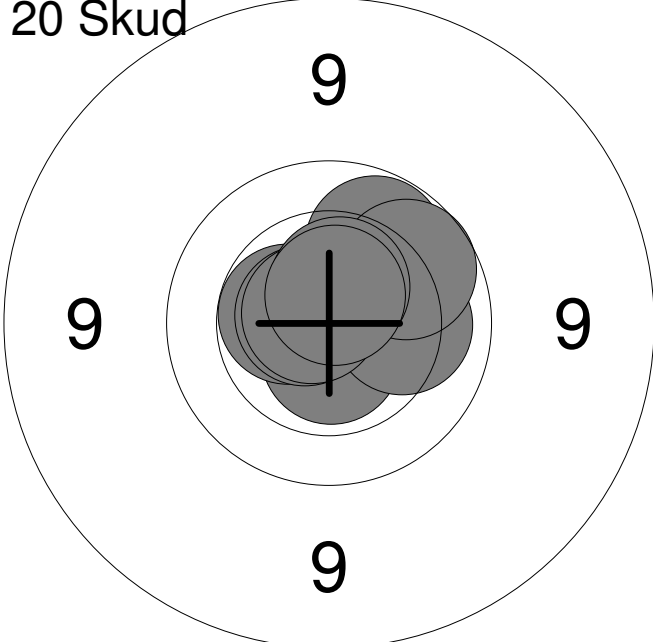
1: *10.7 ↓	6: 9.6 ←	Serie	94.0	11: *10.5 ←	16: 10.3 ↗	Serie	99.0
2: 9.9 →	7: 10.4 ↓			12: 10.4 ↓	17: *10.7 ←		
3: 10.4 ↗	8: 9.9 ↓	Total	94.0	13: 9.8 ↓	18: *10.8 ↓	Total	193.0
4: 9.7 ←	9: *10.5 ↓			14: *10.6 ↓	19: 10.3 ↓		
5: 9.7 ←	10: 9.8 ←			15: 10.2 ↓	20: 10.5 ↓		

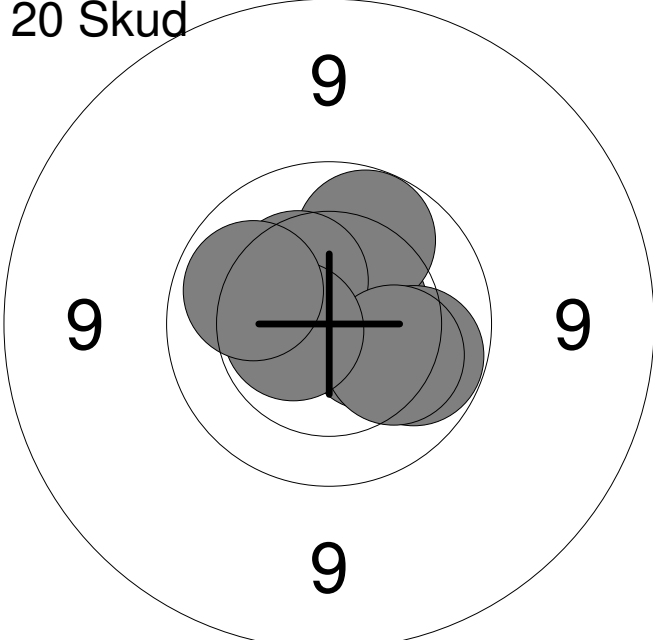
<p>Prøve</p> 	<table style="width:100%; border-collapse: collapse;"> <tr><td style="width:10%;">1:</td><td style="width:40%;">10.5</td><td style="width:50%; text-align: right;">↓</td></tr> <tr><td>2:</td><td>10.3</td><td style="text-align: right;">↗</td></tr> <tr><td>3:</td><td>*10.7</td><td style="text-align: right;">↓</td></tr> <tr><td>4:</td><td>*10.5</td><td style="text-align: right;">↓</td></tr> <tr><td>5:</td><td>*10.8</td><td style="text-align: right;">↓</td></tr> </table> <table border="1" style="width:100%; border-collapse: collapse; margin-top: 5px;"> <tr> <td style="width:90%;">Serie</td> <td style="width:10%; text-align: right;">50.0</td> </tr> <tr> <td>Total</td> <td style="text-align: right;">0.0</td> </tr> </table>	1:	10.5	↓	2:	10.3	↗	3:	*10.7	↓	4:	*10.5	↓	5:	*10.8	↓	Serie	50.0	Total	0.0
1:	10.5	↓																		
2:	10.3	↗																		
3:	*10.7	↓																		
4:	*10.5	↓																		
5:	*10.8	↓																		
Serie	50.0																			
Total	0.0																			

<p>20 Skud</p> 	<table style="width:100%; border-collapse: collapse;"> <tr><td style="width:10%;">1:</td><td style="width:40%;">*10.8</td><td style="width:50%; text-align: right;">←</td></tr> <tr><td>2:</td><td>10.3</td><td style="text-align: right;">↙</td></tr> <tr><td>3:</td><td>*10.7</td><td style="text-align: right;">↓</td></tr> <tr><td>4:</td><td>10.3</td><td style="text-align: right;">↑</td></tr> <tr><td>5:</td><td>10.4</td><td style="text-align: right;">↗</td></tr> <tr><td>6:</td><td>10.5</td><td style="text-align: right;">↙</td></tr> <tr><td>7:</td><td>10.5</td><td style="text-align: right;">↓</td></tr> <tr><td>8:</td><td>*10.5</td><td style="text-align: right;">←</td></tr> <tr><td>9:</td><td>*10.7</td><td style="text-align: right;">↑</td></tr> <tr><td>10:</td><td>*10.5</td><td style="text-align: right;">↗</td></tr> </table> <table border="1" style="width:100%; border-collapse: collapse; margin-top: 5px;"> <tr> <td style="width:90%;">Serie</td> <td style="width:10%; text-align: right;">100.0</td> </tr> <tr> <td>Total</td> <td style="text-align: right;">100.0</td> </tr> </table>	1:	*10.8	←	2:	10.3	↙	3:	*10.7	↓	4:	10.3	↑	5:	10.4	↗	6:	10.5	↙	7:	10.5	↓	8:	*10.5	←	9:	*10.7	↑	10:	*10.5	↗	Serie	100.0	Total	100.0
1:	*10.8	←																																	
2:	10.3	↙																																	
3:	*10.7	↓																																	
4:	10.3	↑																																	
5:	10.4	↗																																	
6:	10.5	↙																																	
7:	10.5	↓																																	
8:	*10.5	←																																	
9:	*10.7	↑																																	
10:	*10.5	↗																																	
Serie	100.0																																		
Total	100.0																																		

<p>20 Skud</p> 	<table style="width:100%; border-collapse: collapse;"> <tr><td style="width:10%;">11:</td><td style="width:40%;">*10.5</td><td style="width:50%; text-align: right;">→</td></tr> <tr><td>12:</td><td>10.5</td><td style="text-align: right;">→</td></tr> <tr><td>13:</td><td>*10.8</td><td style="text-align: right;">←</td></tr> <tr><td>14:</td><td>*10.8</td><td style="text-align: right;">↑</td></tr> <tr><td>15:</td><td>*10.7</td><td style="text-align: right;">↑</td></tr> <tr><td>16:</td><td>10.5</td><td style="text-align: right;">→</td></tr> <tr><td>17:</td><td>*10.9</td><td style="text-align: right;">←</td></tr> <tr><td>18:</td><td>10.3</td><td style="text-align: right;">→</td></tr> <tr><td>19:</td><td>10.3</td><td style="text-align: right;">↗</td></tr> <tr><td>20:</td><td>10.4</td><td style="text-align: right;">↗</td></tr> </table> <table border="1" style="width:100%; border-collapse: collapse; margin-top: 5px;"> <tr> <td style="width:90%;">Serie</td> <td style="width:10%; text-align: right;">100.0</td> </tr> <tr> <td>Total</td> <td style="text-align: right;">200.0</td> </tr> </table>	11:	*10.5	→	12:	10.5	→	13:	*10.8	←	14:	*10.8	↑	15:	*10.7	↑	16:	10.5	→	17:	*10.9	←	18:	10.3	→	19:	10.3	↗	20:	10.4	↗	Serie	100.0	Total	200.0
11:	*10.5	→																																	
12:	10.5	→																																	
13:	*10.8	←																																	
14:	*10.8	↑																																	
15:	*10.7	↑																																	
16:	10.5	→																																	
17:	*10.9	←																																	
18:	10.3	→																																	
19:	10.3	↗																																	
20:	10.4	↗																																	
Serie	100.0																																		
Total	200.0																																		

<p>Prøve</p> 	<table style="width:100%; border-collapse: collapse;"> <tr><td style="width:10%;">1:</td><td style="width:20%;">9.6</td><td style="width:10%; text-align: right;">←</td></tr> <tr><td>2:</td><td>*10.6</td><td style="text-align: right;">←</td></tr> <tr><td>3:</td><td>9.8</td><td style="text-align: right;">↑</td></tr> <tr><td>4:</td><td>*10.8</td><td style="text-align: right;">→</td></tr> <tr><td>5:</td><td>9.8</td><td style="text-align: right;">↙</td></tr> <tr><td>6:</td><td>*10.6</td><td style="text-align: right;">↑</td></tr> <tr><td>7:</td><td>*10.8</td><td style="text-align: right;">↑</td></tr> </table> <table border="1" style="width:100%; border-collapse: collapse; margin-top: 5px;"> <tr> <td style="width:80%;">Serie</td> <td style="text-align: right;">67.0</td> </tr> <tr> <td>Total</td> <td style="text-align: right;">0.0</td> </tr> </table>	1:	9.6	←	2:	*10.6	←	3:	9.8	↑	4:	*10.8	→	5:	9.8	↙	6:	*10.6	↑	7:	*10.8	↑	Serie	67.0	Total	0.0
1:	9.6	←																								
2:	*10.6	←																								
3:	9.8	↑																								
4:	*10.8	→																								
5:	9.8	↙																								
6:	*10.6	↑																								
7:	*10.8	↑																								
Serie	67.0																									
Total	0.0																									

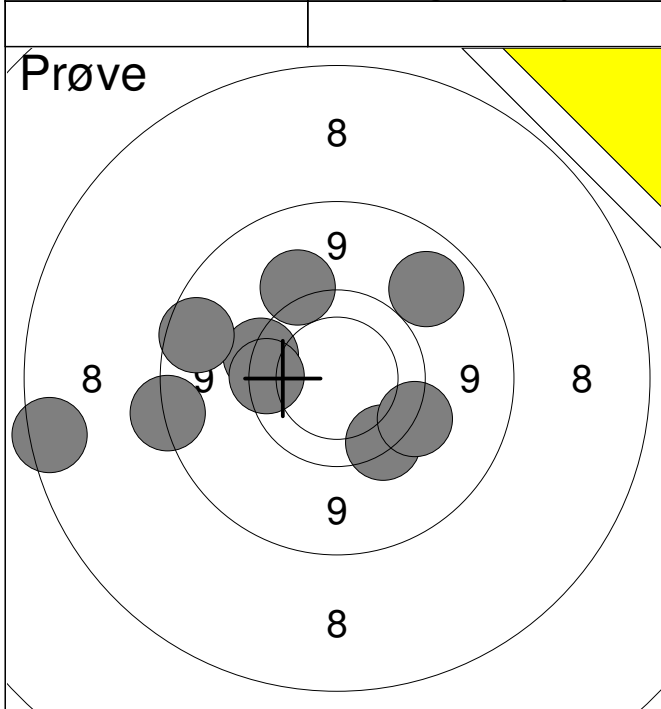
<p>20 Skud</p> 	<table style="width:100%; border-collapse: collapse;"> <tr><td style="width:10%;">1:</td><td style="width:20%;">*10.6</td><td style="width:10%; text-align: right;">↓</td></tr> <tr><td>2:</td><td>10.2</td><td style="text-align: right;">↗</td></tr> <tr><td>3:</td><td>*10.5</td><td style="text-align: right;">←</td></tr> <tr><td>4:</td><td>10.2</td><td style="text-align: right;">→</td></tr> <tr><td>5:</td><td>*10.7</td><td style="text-align: right;">←</td></tr> <tr><td>6:</td><td>10.0</td><td style="text-align: right;">↗</td></tr> <tr><td>7:</td><td>9.9</td><td style="text-align: right;">↗</td></tr> <tr><td>8:</td><td>*10.7</td><td style="text-align: right;">←</td></tr> <tr><td>9:</td><td>*10.5</td><td style="text-align: right;">↑</td></tr> <tr><td>10:</td><td>*10.6</td><td style="text-align: right;">↑</td></tr> </table> <table border="1" style="width:100%; border-collapse: collapse; margin-top: 5px;"> <tr> <td style="width:80%;">Serie</td> <td style="text-align: right;">99.0</td> </tr> <tr> <td>Total</td> <td style="text-align: right;">99.0</td> </tr> </table>	1:	*10.6	↓	2:	10.2	↗	3:	*10.5	←	4:	10.2	→	5:	*10.7	←	6:	10.0	↗	7:	9.9	↗	8:	*10.7	←	9:	*10.5	↑	10:	*10.6	↑	Serie	99.0	Total	99.0
1:	*10.6	↓																																	
2:	10.2	↗																																	
3:	*10.5	←																																	
4:	10.2	→																																	
5:	*10.7	←																																	
6:	10.0	↗																																	
7:	9.9	↗																																	
8:	*10.7	←																																	
9:	*10.5	↑																																	
10:	*10.6	↑																																	
Serie	99.0																																		
Total	99.0																																		

<p>20 Skud</p> 	<table style="width:100%; border-collapse: collapse;"> <tr><td style="width:10%;">11:</td><td style="width:20%;">10.4</td><td style="width:10%; text-align: right;">↑</td></tr> <tr><td>12:</td><td>10.5</td><td style="text-align: right;">→</td></tr> <tr><td>13:</td><td>*10.6</td><td style="text-align: right;">↗</td></tr> <tr><td>14:</td><td>10.5</td><td style="text-align: right;">→</td></tr> <tr><td>15:</td><td>10.0</td><td style="text-align: right;">↑</td></tr> <tr><td>16:</td><td>10.0</td><td style="text-align: right;">→</td></tr> <tr><td>17:</td><td>10.4</td><td style="text-align: right;">↗</td></tr> <tr><td>18:</td><td>10.2</td><td style="text-align: right;">→</td></tr> <tr><td>19:</td><td>*10.6</td><td style="text-align: right;">←</td></tr> <tr><td>20:</td><td>10.1</td><td style="text-align: right;">↖</td></tr> </table> <table border="1" style="width:100%; border-collapse: collapse; margin-top: 5px;"> <tr> <td style="width:80%;">Serie</td> <td style="text-align: right;">100.0</td> </tr> <tr> <td>Total</td> <td style="text-align: right;">199.0</td> </tr> </table>	11:	10.4	↑	12:	10.5	→	13:	*10.6	↗	14:	10.5	→	15:	10.0	↑	16:	10.0	→	17:	10.4	↗	18:	10.2	→	19:	*10.6	←	20:	10.1	↖	Serie	100.0	Total	199.0
11:	10.4	↑																																	
12:	10.5	→																																	
13:	*10.6	↗																																	
14:	10.5	→																																	
15:	10.0	↑																																	
16:	10.0	→																																	
17:	10.4	↗																																	
18:	10.2	→																																	
19:	*10.6	←																																	
20:	10.1	↖																																	
Serie	100.0																																		
Total	199.0																																		

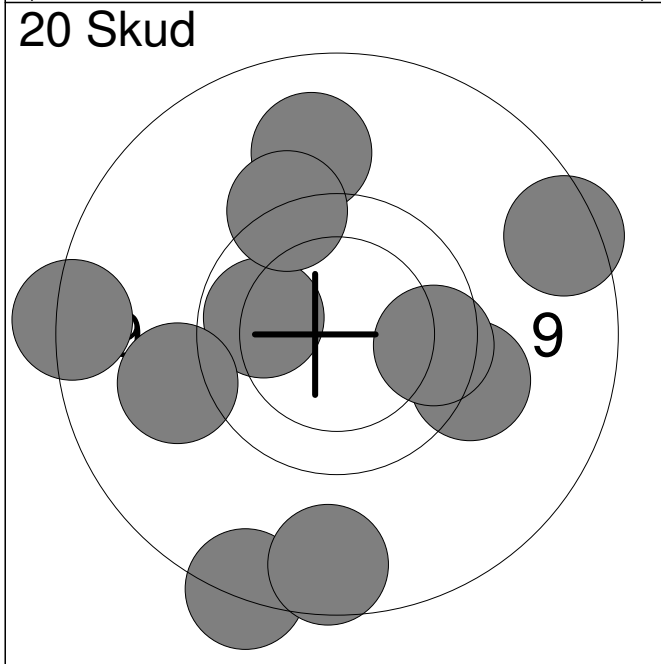
<p>Prøve</p>	<table style="width:100%; border-collapse: collapse;"> <tr><td style="text-align: right;">1:</td><td style="text-align: right;">10.3</td><td style="text-align: right;">↗</td></tr> <tr><td style="text-align: right;">2:</td><td style="text-align: right;">9.9</td><td style="text-align: right;">↗</td></tr> <tr><td style="text-align: right;">3:</td><td style="text-align: right;">9.8</td><td style="text-align: right;">↖</td></tr> <tr><td style="text-align: right;">4:</td><td style="text-align: right;">10.2</td><td style="text-align: right;">↙</td></tr> <tr><td style="text-align: right;">5:</td><td style="text-align: right;">*10.6</td><td style="text-align: right;">↑</td></tr> </table> <table border="1" style="width:100%; border-collapse: collapse; margin-top: 10px;"> <tr> <td style="width:80%;">Serie</td> <td style="text-align: right;">48.0</td> </tr> <tr> <td>Total</td> <td style="text-align: right;">0.0</td> </tr> </table>	1:	10.3	↗	2:	9.9	↗	3:	9.8	↖	4:	10.2	↙	5:	*10.6	↑	Serie	48.0	Total	0.0
1:	10.3	↗																		
2:	9.9	↗																		
3:	9.8	↖																		
4:	10.2	↙																		
5:	*10.6	↑																		
Serie	48.0																			
Total	0.0																			

<p>20 Skud</p>	<table style="width:100%; border-collapse: collapse;"> <tr><td style="text-align: right;">1:</td><td style="text-align: right;">9.5</td><td style="text-align: right;">↗</td></tr> <tr><td style="text-align: right;">2:</td><td style="text-align: right;">10.2</td><td style="text-align: right;">↗</td></tr> <tr><td style="text-align: right;">3:</td><td style="text-align: right;">9.9</td><td style="text-align: right;">↖</td></tr> <tr><td style="text-align: right;">4:</td><td style="text-align: right;">10.0</td><td style="text-align: right;">↗</td></tr> <tr><td style="text-align: right;">5:</td><td style="text-align: right;">10.0</td><td style="text-align: right;">→</td></tr> <tr><td style="text-align: right;">6:</td><td style="text-align: right;">10.2</td><td style="text-align: right;">↘</td></tr> <tr><td style="text-align: right;">7:</td><td style="text-align: right;">10.2</td><td style="text-align: right;">→</td></tr> <tr><td style="text-align: right;">8:</td><td style="text-align: right;">*10.6</td><td style="text-align: right;">↗</td></tr> <tr><td style="text-align: right;">9:</td><td style="text-align: right;">*10.8</td><td style="text-align: right;">↗</td></tr> <tr><td style="text-align: right;">10:</td><td style="text-align: right;">10.3</td><td style="text-align: right;">↗</td></tr> </table> <table border="1" style="width:100%; border-collapse: collapse; margin-top: 10px;"> <tr> <td style="width:80%;">Serie</td> <td style="text-align: right;">98.0</td> </tr> <tr> <td>Total</td> <td style="text-align: right;">98.0</td> </tr> </table>	1:	9.5	↗	2:	10.2	↗	3:	9.9	↖	4:	10.0	↗	5:	10.0	→	6:	10.2	↘	7:	10.2	→	8:	*10.6	↗	9:	*10.8	↗	10:	10.3	↗	Serie	98.0	Total	98.0
1:	9.5	↗																																	
2:	10.2	↗																																	
3:	9.9	↖																																	
4:	10.0	↗																																	
5:	10.0	→																																	
6:	10.2	↘																																	
7:	10.2	→																																	
8:	*10.6	↗																																	
9:	*10.8	↗																																	
10:	10.3	↗																																	
Serie	98.0																																		
Total	98.0																																		

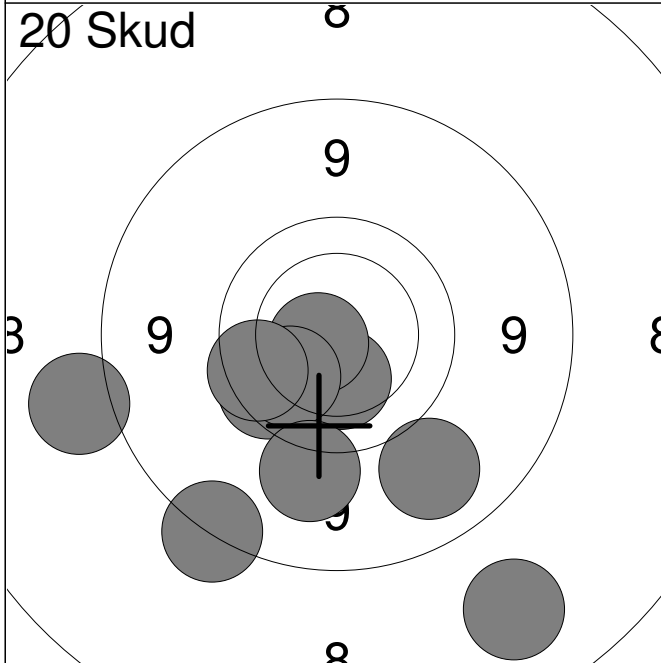
<p>20 Skud</p>	<table style="width:100%; border-collapse: collapse;"> <tr><td style="text-align: right;">11:</td><td style="text-align: right;">10.1</td><td style="text-align: right;">↘</td></tr> <tr><td style="text-align: right;">12:</td><td style="text-align: right;">10.5</td><td style="text-align: right;">↖</td></tr> <tr><td style="text-align: right;">13:</td><td style="text-align: right;">10.5</td><td style="text-align: right;">↘</td></tr> <tr><td style="text-align: right;">14:</td><td style="text-align: right;">10.5</td><td style="text-align: right;">↗</td></tr> <tr><td style="text-align: right;">15:</td><td style="text-align: right;">*10.7</td><td style="text-align: right;">↑</td></tr> <tr><td style="text-align: right;">16:</td><td style="text-align: right;">10.2</td><td style="text-align: right;">↗</td></tr> <tr><td style="text-align: right;">17:</td><td style="text-align: right;">*10.5</td><td style="text-align: right;">↘</td></tr> <tr><td style="text-align: right;">18:</td><td style="text-align: right;">10.4</td><td style="text-align: right;">↖</td></tr> <tr><td style="text-align: right;">19:</td><td style="text-align: right;">*10.7</td><td style="text-align: right;">↑</td></tr> <tr><td style="text-align: right;">20:</td><td style="text-align: right;">10.5</td><td style="text-align: right;">↗</td></tr> </table> <table border="1" style="width:100%; border-collapse: collapse; margin-top: 10px;"> <tr> <td style="width:80%;">Serie</td> <td style="text-align: right;">100.0</td> </tr> <tr> <td>Total</td> <td style="text-align: right;">198.0</td> </tr> </table>	11:	10.1	↘	12:	10.5	↖	13:	10.5	↘	14:	10.5	↗	15:	*10.7	↑	16:	10.2	↗	17:	*10.5	↘	18:	10.4	↖	19:	*10.7	↑	20:	10.5	↗	Serie	100.0	Total	198.0
11:	10.1	↘																																	
12:	10.5	↖																																	
13:	10.5	↘																																	
14:	10.5	↗																																	
15:	*10.7	↑																																	
16:	10.2	↗																																	
17:	*10.5	↘																																	
18:	10.4	↖																																	
19:	*10.7	↑																																	
20:	10.5	↗																																	
Serie	100.0																																		
Total	198.0																																		



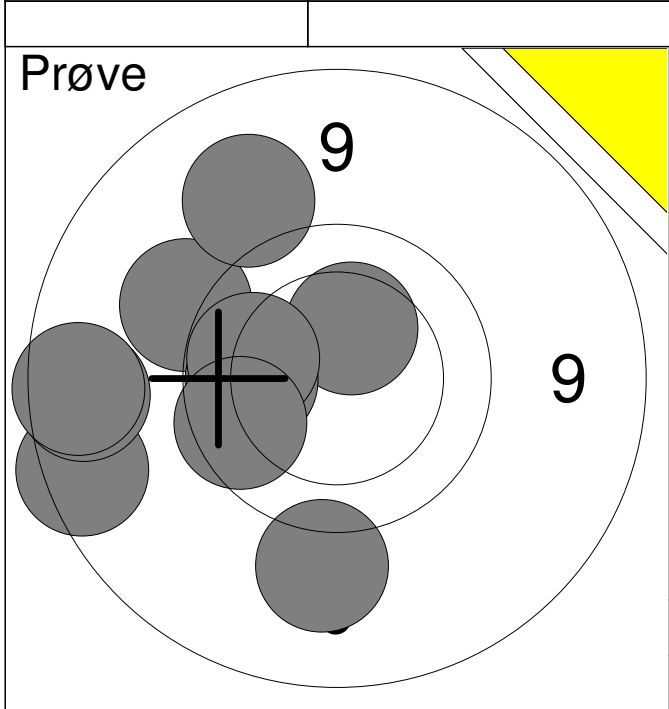
1:	9.4	↗
2:	7.8	↖
3:	9.6	↗
4:	9.6	↘
5:	9.7	↖
6:	8.7	↖
7:	9.5	↘
8:	9.1	↗
9:	8.9	↖
Serie		77.0
Total		0.0



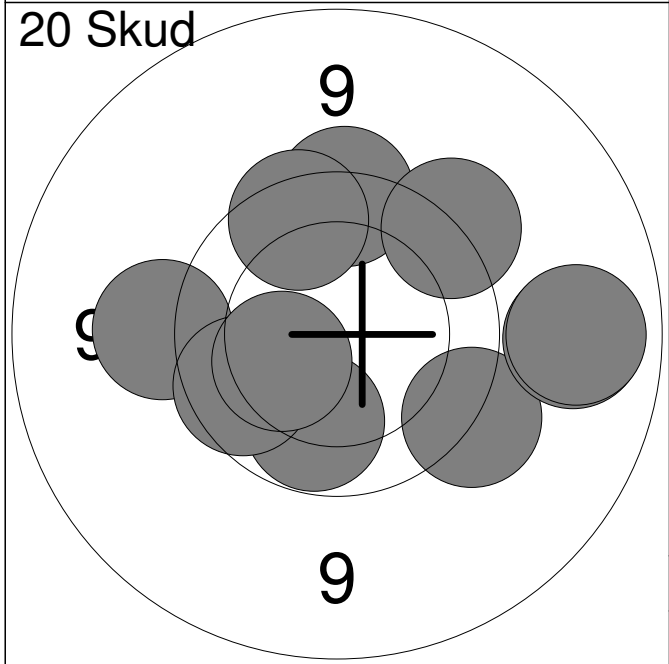
1:	10.0	↖
2:	8.7	↘
3:	8.9	↘
4:	8.8	↗
5:	9.2	↗
6:	9.6	↗
7:	9.5	↘
8:	9.8	↘
9:	8.7	↖
10:	9.3	↖
Serie		87.0
Total		87.0



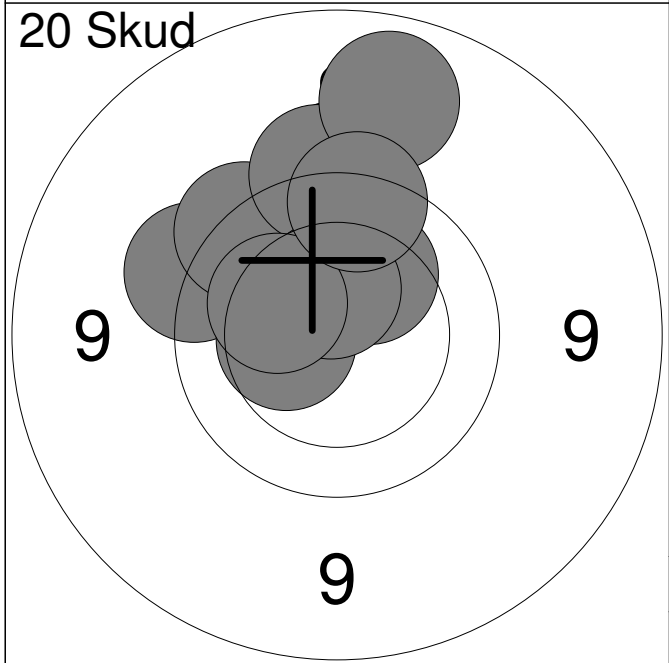
11:	10.3	↘
12:	*10.6	↖
13:	9.1	↘
14:	9.8	↖
15:	10.0	↖
16:	9.3	↘
17:	8.7	↖
18:	8.2	↘
19:	9.8	↖
20:	8.5	↖
Serie		90.0
Total		177.0



1:	9.3	↓
2:	10.4	↑
3:	8.8	←
4:	9.4	↗
5:	9.2	↗
6:	10.0	←
7:	8.9	←
8:	8.9	←
9:	10.0	←
10:	9.8	↙
Serie		90.0
Total		0.0



1:	9.7	↑
2:	9.5	↘
3:	10.0	↓
4:	9.1	→
5:	9.6	↗
6:	9.4	←
7:	9.9	↙
8:	9.0	→
9:	9.8	↑
10:	10.3	↙
Serie		92.0
Total		92.0



11:	9.6	↙
12:	10.4	←
13:	9.5	↑
14:	9.7	↗
15:	9.5	↑
16:	10.2	↗
17:	10.4	↑
18:	9.0	↑
19:	10.2	↙
20:	9.7	↑
Serie		94.0
Total		186.0

Hold
25

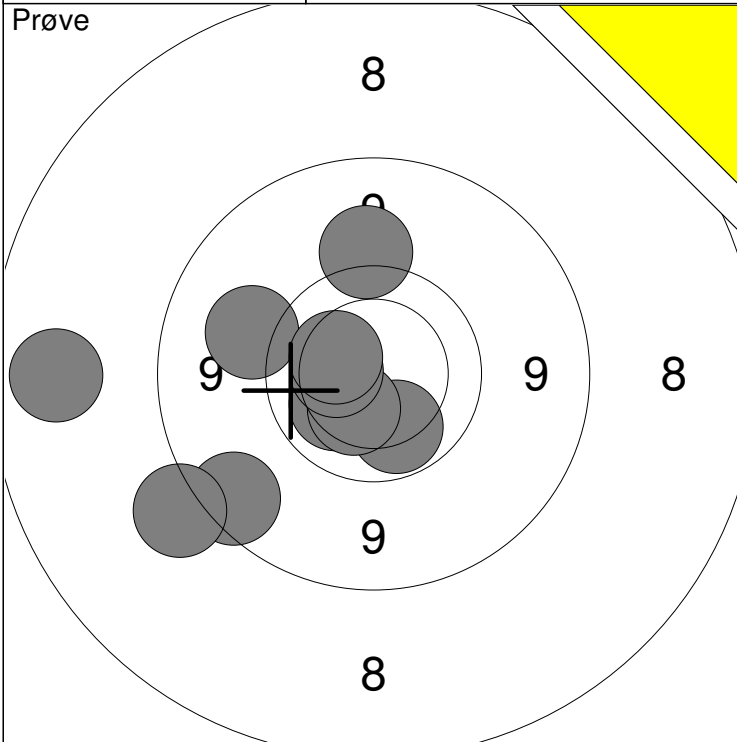
Skive
6

May Jensen

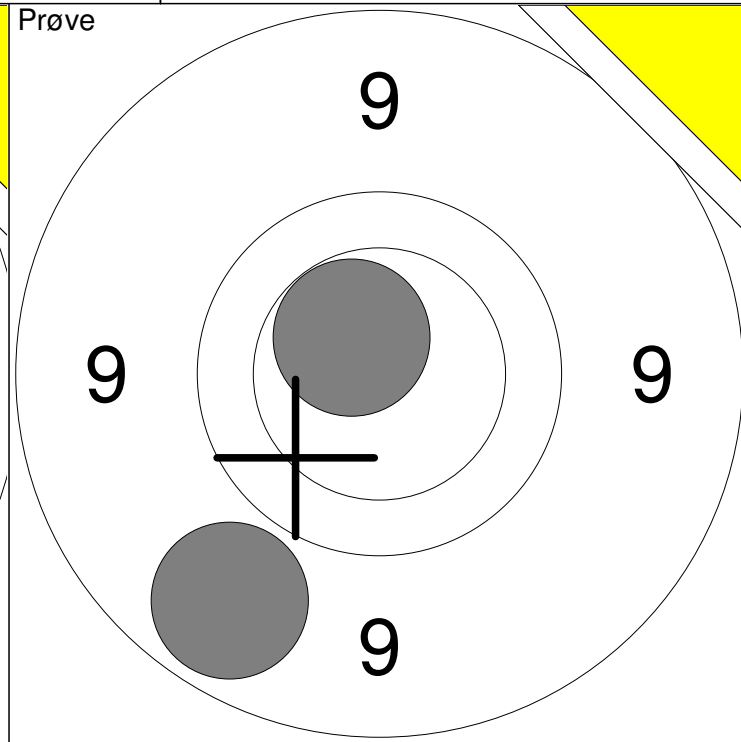
Hobro Egnens Skytteforening

ÅK3

Prøve



Prøve



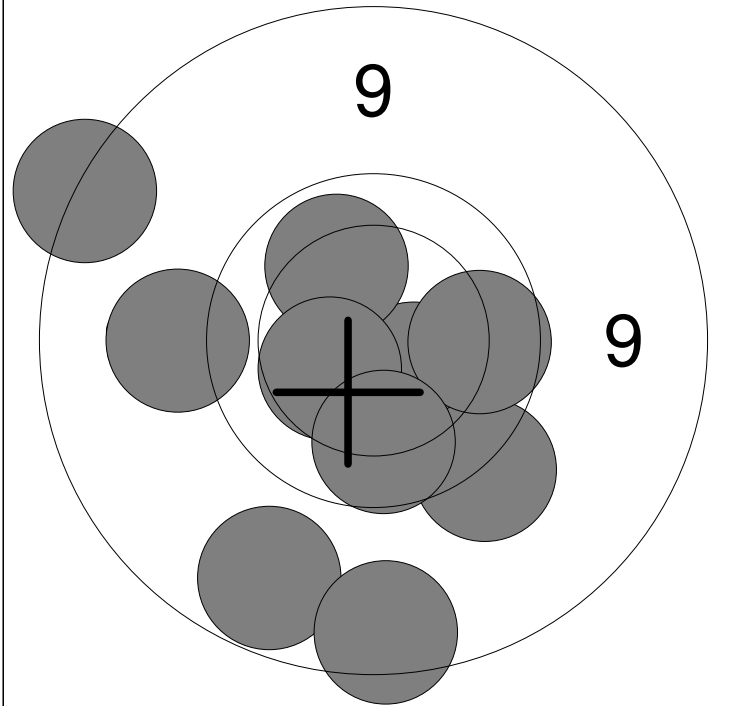
1: 8.8 ↙	6: 8.1 ←
2: 10.0 ↓	7: 8.5 ↙
3: 10.2 ↙	8: 10.3 ←
4: 10.3 ↓	9: 9.3 ↙
5: 9.4 ↑	10: 10.3 ↙

Serie	92.0
Total	0.0

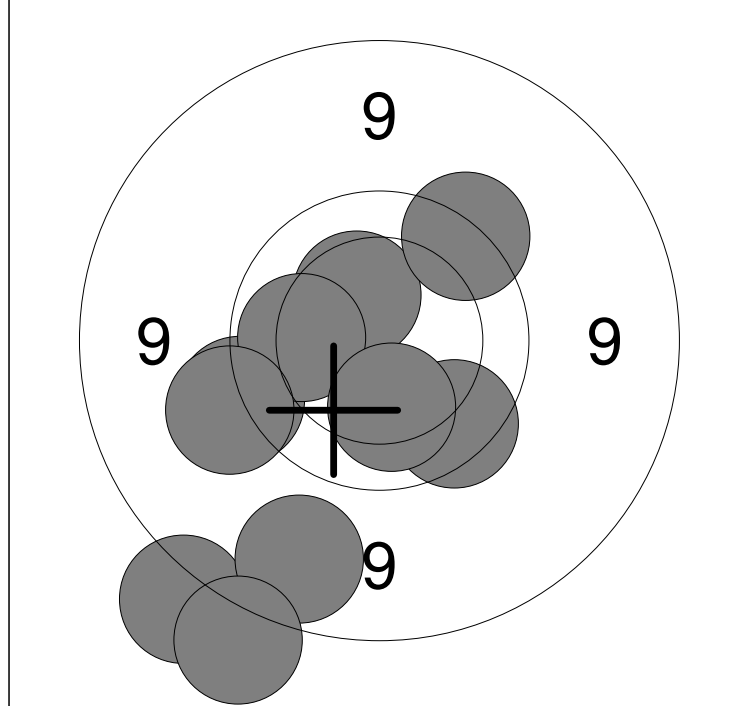
11: 9.0 ↙	12: *10.5 ↗
-----------	-------------

Serie	19.0
Total	0.0

20 Skud



20 Skud



1: 9.0 ↙	6: 9.9 →
2: 9.3 ←	7: 8.7 ↗
3: 10.4 ↙	8: 8.8 ↓
4: 10.1 ↗	9: 10.4 ↙
5: 9.5 ↙	10: 9.9 ↓

Serie	91.0
Total	91.0

11: 9.8 ↙	16: 9.5 ←
12: 10.4 ↗	17: 10.0 ←
13: 8.6 ↙	18: 10.2 ↓
14: 9.0 ↙	19: 8.5 ↙
15: 9.6 ↗	20: 9.4 ←

Serie	91.0
Total	182.0

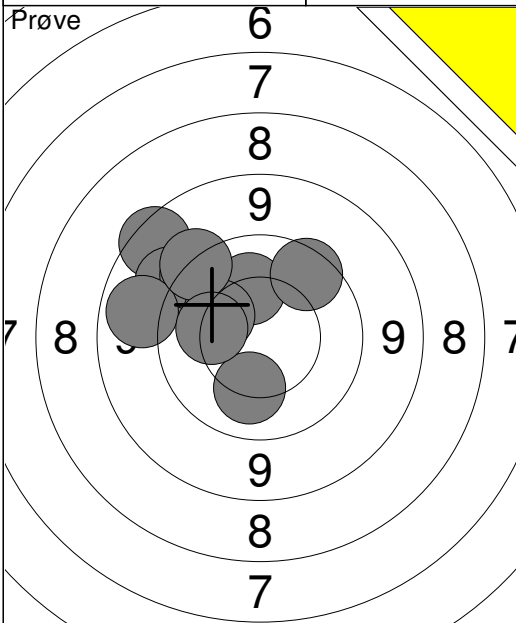
Hold
25

Skive
7

Kristinna Olsen

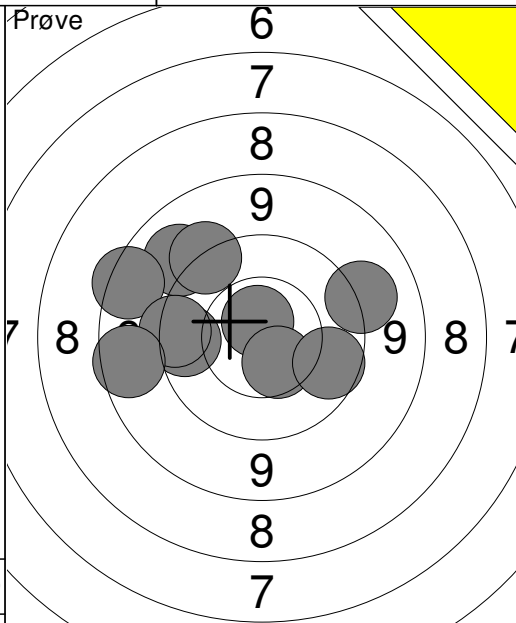
Aalborg Skyttekreds

UNG



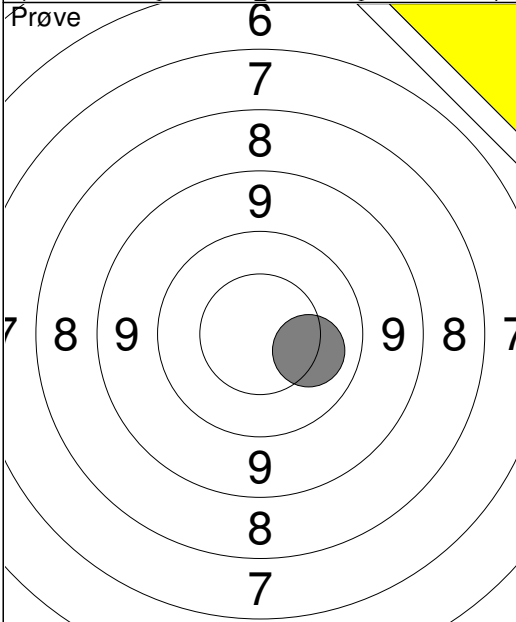
- 1: 8.7 ↗
- 2: 9.3 ↗
- 3: 9.6 ↗
- 4: 10.2 ↑
- 5: 9.1 ←
- 6: 10.2 ↗
- 7: 9.8 ↗
- 8: 10.2 ↓
- 9: 9.5 ↗
- 10: 10.2 ←

Serie 93.0
Total 0.0



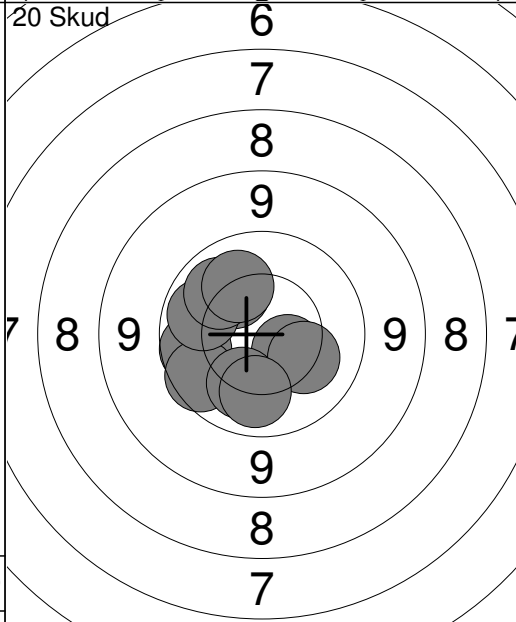
- 11: *10.7 ↗
- 12: 9.2 ↗
- 13: 9.3 →
- 14: 9.4 ↗
- 15: 10.5 ↓
- 16: 9.9 ↓
- 17: 9.8 ←
- 18: 8.7 ↗
- 19: 9.6 ←
- 20: 8.8 ←

Serie 90.0
Total 0.0



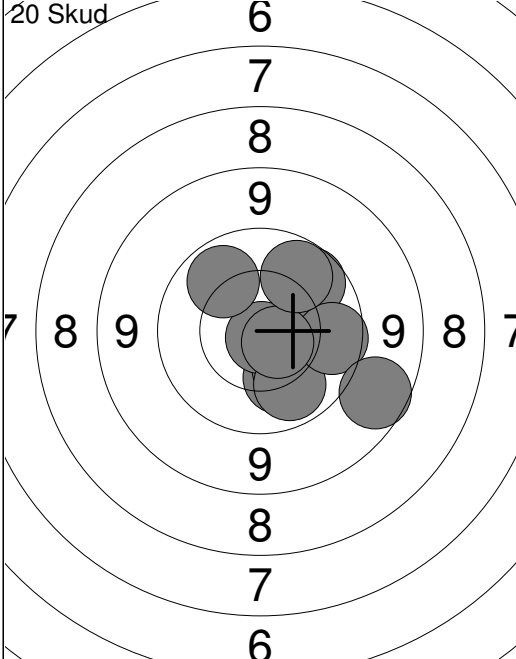
- 21: 10.2 →

Serie 10.0
Total 0.0



- 1: 10.2 ↗
- 2: 9.9 ←
- 3: 9.8 ↘
- 4: 10.5 ↓
- 5: 10.0 ↗
- 6: 10.1 ↗
- 7: 10.2 ↓
- 8: 10.2 ↗
- 9: 10.2 ↓
- 10: 10.1 ↓

Serie 98.0
Total 98.0



- 11: 10.2 ↓
- 12: 9.9 ↗
- 13: 10.2 ↓
- 14: *10.8 ↓
- 15: 10.0 ↓
- 16: 9.9 →
- 17: *10.6 ↓
- 18: 8.9 ↓
- 19: 10.0 ↗
- 20: 10.0 ↗

Serie 96.0
Total 194.0

Hold
25

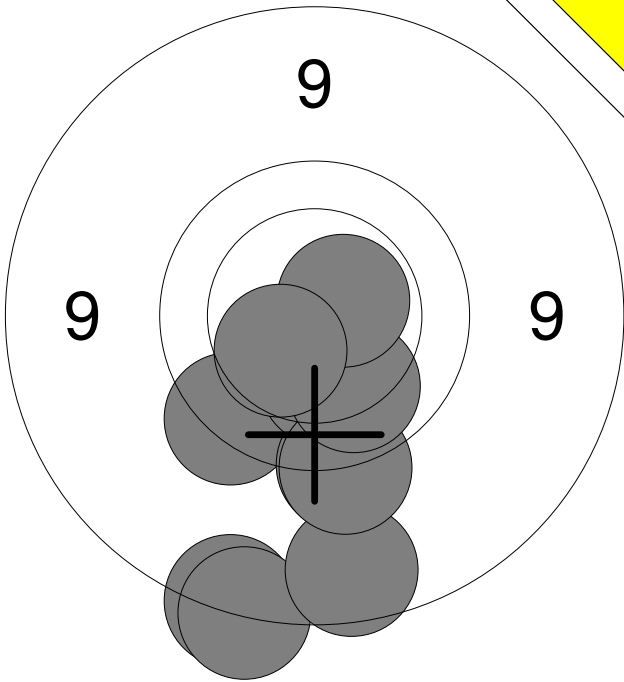
Skive
8

Freja Møller Pedersen

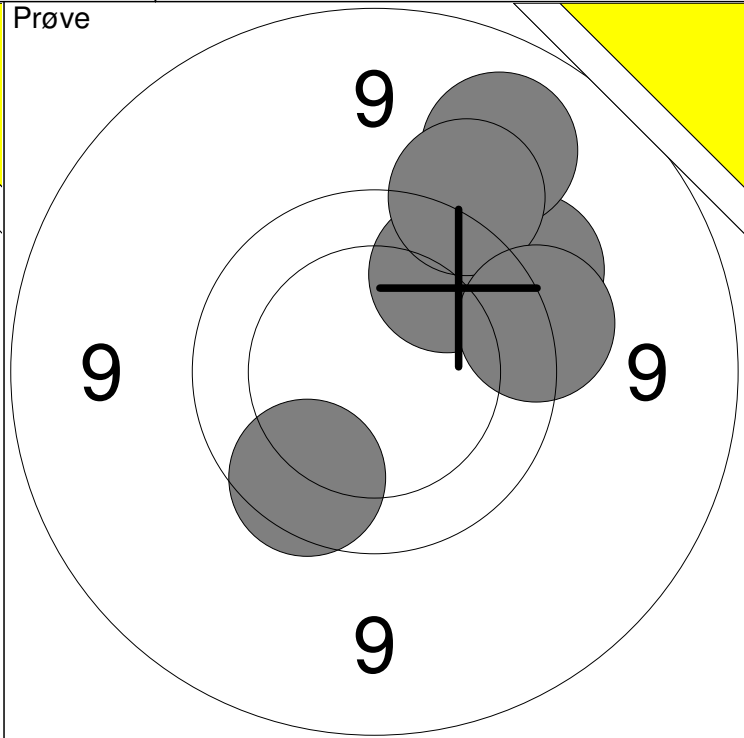
Vadum Skf.

BK2

Prøve



Prøve



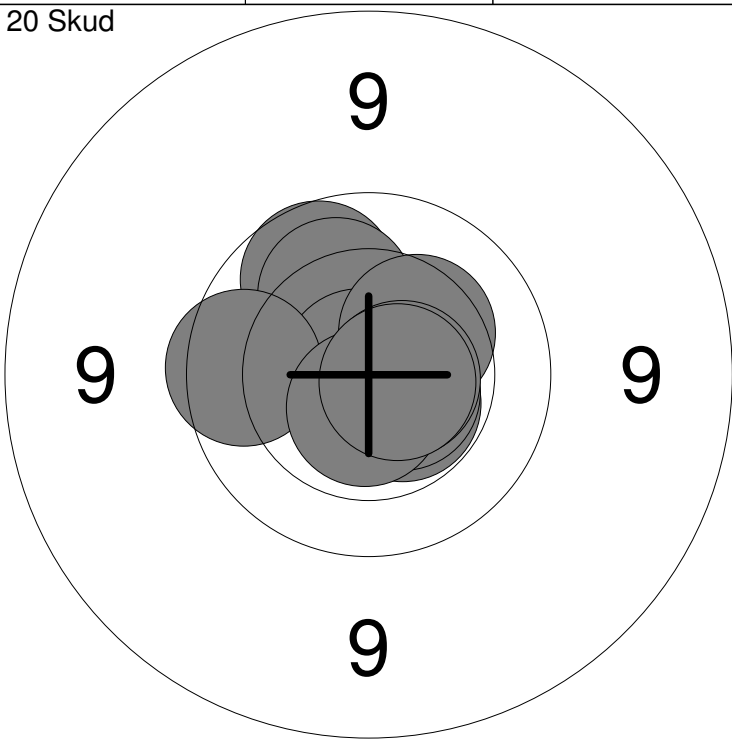
1: 8.7	↓
2: 8.7	↓
3: 9.7	↙
4: 9.5	↓
5: 10.2	↓
6: 8.9	↓
7: 9.5	↓
8: 10.0	↓
9: *10.6	↗
10: 10.4	↙

Serie	91.0
Total	0.0

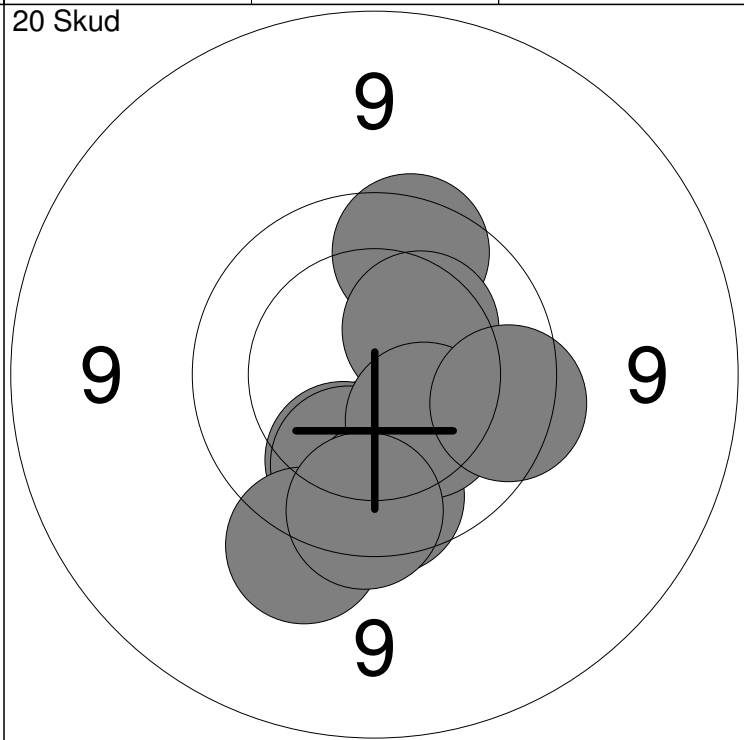
11: 9.5	↗
12: 9.9	↗
13: 9.1	↗
14: 9.4	↗
15: 9.6	→
16: 9.8	↙

Serie	54.0
Total	0.0

20 Skud



20 Skud



1: 9.9	↗
2: 10.1	↗
3: *10.5	↓
4: *10.8	↗
5: *10.6	↓
6: 9.8	←
7: 10.3	↗
8: *10.6	↓
9: *10.6	→
10: *10.7	→

Serie	98.0
Total	98.0

11: 9.8	↗
12: 10.1	↓
13: 10.1	↓
14: 10.3	↗
15: 10.0	↓
16: 9.8	↓
17: 10.3	↓
18: 9.5	↓
19: 9.8	→
20: 9.8	↓

Serie	95.0
Total	193.0

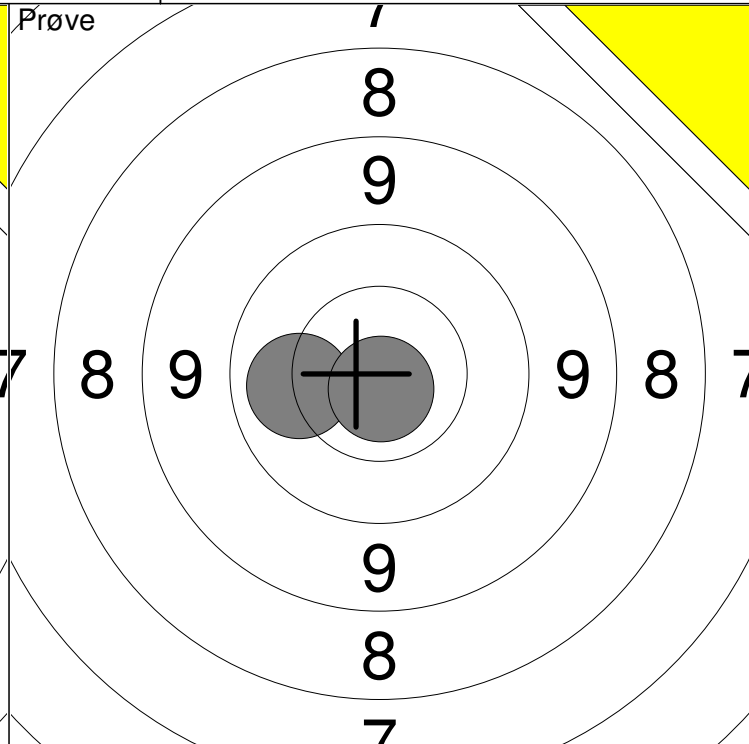
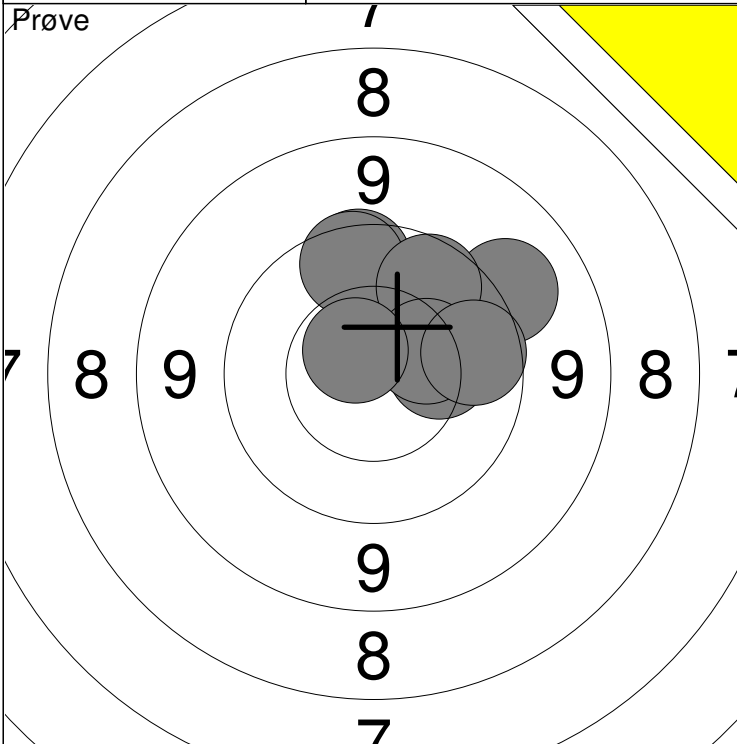
Hold
25

Skive
9

Gitte Bertelsen

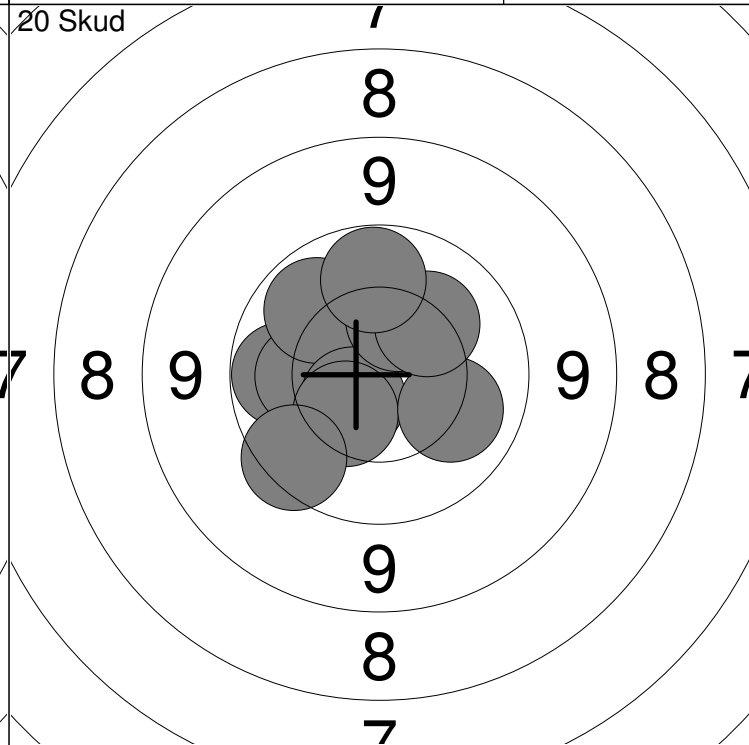
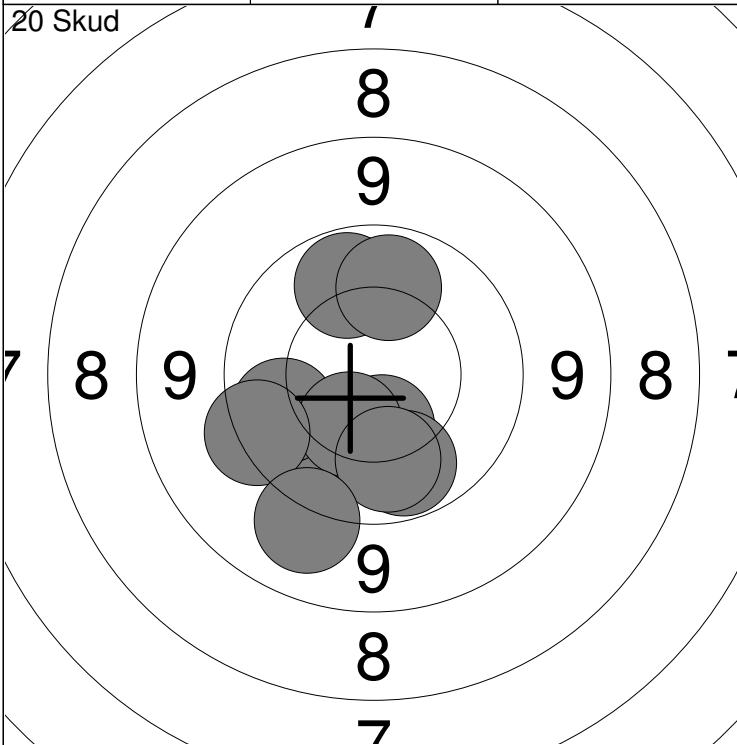
Hobro Egnens Skytteforening

J2



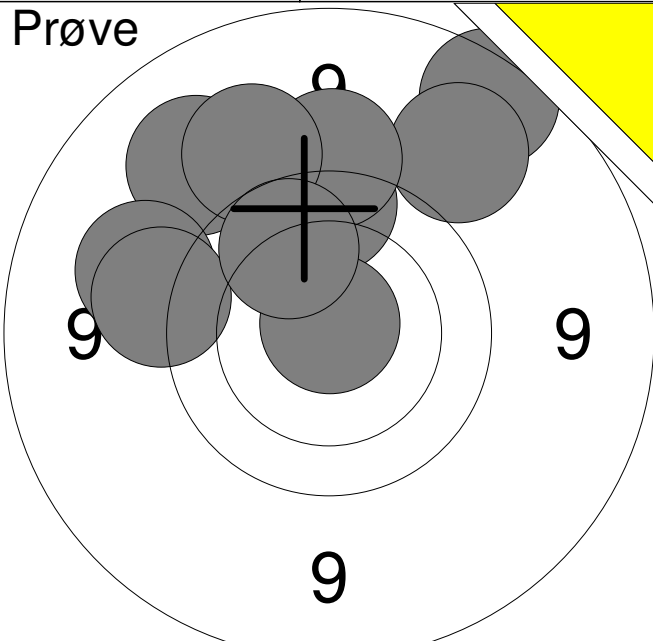
1: 10.2 ↗	6: 9.8 ↑	Serie	95.0
2: 10.0 ↗	7: 9.9 ↗		
3: 9.8 ↑	8: 10.4 ↗	Total	0.0
4: 10.3 →	9: 9.9 →		
5: 9.3 ↗	10: *10.6 ↖		

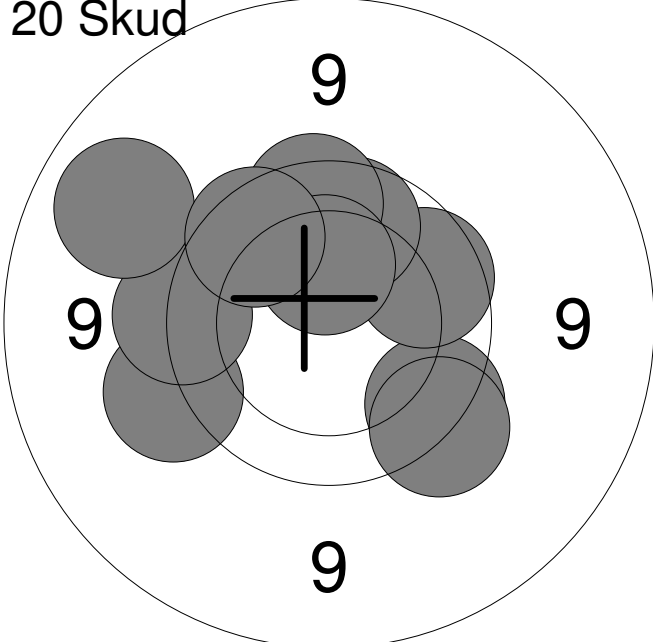
11: 10.1 ←	Serie	20.0
12: *10.8 ↓		
	Total	0.0

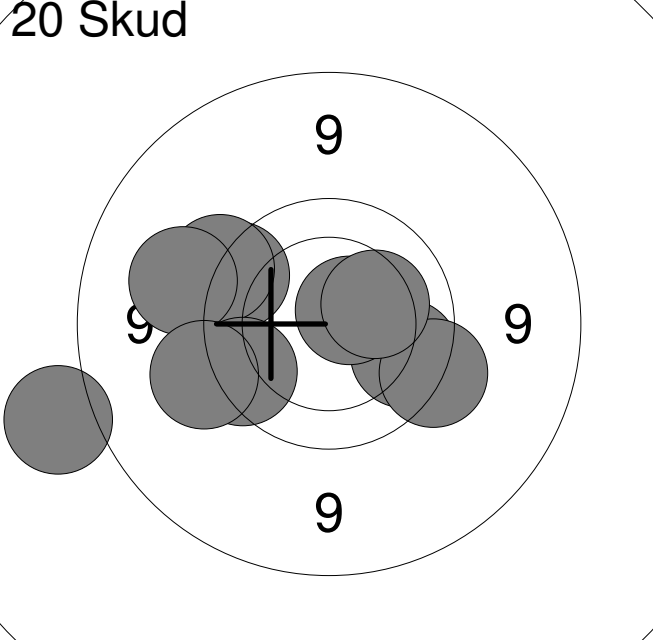


1: 10.0 ↑	6: 10.0 ↓	Serie	97.0
2: 10.0 ↑	7: 10.4 ↓		
3: 10.0 ↙	8: 10.1 ↓	Total	97.0
4: 10.4 ↓	9: 9.6 ←		
5: 9.9 ←	10: 9.2 ↓		

11: 10.0 ←	16: 10.4 ↙	Serie	99.0
12: 10.2 ←	17: 9.7 ↙		
13: 10.0 ↖	18: 10.1 →	Total	196.0
14: 10.6 ↙	19: 10.2 ↗		
15: 10.3 ↑	20: 10.0 ↑		

<p>Prøve</p> 	<table style="width:100%; border-collapse: collapse;"> <tr><td style="width:10%;">1:</td><td style="width:15%;">9.7</td><td style="width:10%; text-align: center;">↑</td></tr> <tr><td>2:</td><td>8.8</td><td style="text-align: center;">↗</td></tr> <tr><td>3:</td><td>9.2</td><td style="text-align: center;">↗</td></tr> <tr><td>4:</td><td>9.2</td><td style="text-align: center;">↗</td></tr> <tr><td>5:</td><td>9.3</td><td style="text-align: center;">←</td></tr> <tr><td>6:</td><td>*10.8</td><td style="text-align: center;">↑</td></tr> <tr><td>7:</td><td>9.4</td><td style="text-align: center;">↑</td></tr> <tr><td>8:</td><td>9.3</td><td style="text-align: center;">↗</td></tr> <tr><td>9:</td><td>9.5</td><td style="text-align: center;">←</td></tr> <tr><td>10:</td><td>9.9</td><td style="text-align: center;">↗</td></tr> <tr><td colspan="2">Serie</td><td style="text-align: right;">90.0</td></tr> <tr><td colspan="2">Total</td><td style="text-align: right;">0.0</td></tr> </table>	1:	9.7	↑	2:	8.8	↗	3:	9.2	↗	4:	9.2	↗	5:	9.3	←	6:	*10.8	↑	7:	9.4	↑	8:	9.3	↗	9:	9.5	←	10:	9.9	↗	Serie		90.0	Total		0.0
1:	9.7	↑																																			
2:	8.8	↗																																			
3:	9.2	↗																																			
4:	9.2	↗																																			
5:	9.3	←																																			
6:	*10.8	↑																																			
7:	9.4	↑																																			
8:	9.3	↗																																			
9:	9.5	←																																			
10:	9.9	↗																																			
Serie		90.0																																			
Total		0.0																																			

<p>20 Skud</p> 	<table style="width:100%; border-collapse: collapse;"> <tr><td style="width:10%;">1:</td><td style="width:15%;">9.5</td><td style="width:10%; text-align: center;">↖</td></tr> <tr><td>2:</td><td>9.7</td><td style="text-align: center;">↘</td></tr> <tr><td>3:</td><td>9.9</td><td style="text-align: center;">↗</td></tr> <tr><td>4:</td><td>9.6</td><td style="text-align: center;">←</td></tr> <tr><td>5:</td><td>9.1</td><td style="text-align: center;">↗</td></tr> <tr><td>6:</td><td>9.9</td><td style="text-align: center;">↑</td></tr> <tr><td>7:</td><td>9.8</td><td style="text-align: center;">↑</td></tr> <tr><td>8:</td><td>10.3</td><td style="text-align: center;">↑</td></tr> <tr><td>9:</td><td>9.8</td><td style="text-align: center;">↗</td></tr> <tr><td>10:</td><td>9.6</td><td style="text-align: center;">↘</td></tr> <tr><td colspan="2">Serie</td><td style="text-align: right;">91.0</td></tr> <tr><td colspan="2">Total</td><td style="text-align: right;">91.0</td></tr> </table>	1:	9.5	↖	2:	9.7	↘	3:	9.9	↗	4:	9.6	←	5:	9.1	↗	6:	9.9	↑	7:	9.8	↑	8:	10.3	↑	9:	9.8	↗	10:	9.6	↘	Serie		91.0	Total		91.0
1:	9.5	↖																																			
2:	9.7	↘																																			
3:	9.9	↗																																			
4:	9.6	←																																			
5:	9.1	↗																																			
6:	9.9	↑																																			
7:	9.8	↑																																			
8:	10.3	↑																																			
9:	9.8	↗																																			
10:	9.6	↘																																			
Serie		91.0																																			
Total		91.0																																			

<p>20 Skud</p> 	<table style="width:100%; border-collapse: collapse;"> <tr><td style="width:10%;">11:</td><td style="width:15%;">9.9</td><td style="width:10%; text-align: center;">↘</td></tr> <tr><td>12:</td><td>9.6</td><td style="text-align: center;">↘</td></tr> <tr><td>13:</td><td>9.7</td><td style="text-align: center;">↗</td></tr> <tr><td>14:</td><td>9.5</td><td style="text-align: center;">↗</td></tr> <tr><td>15:</td><td>*10.6</td><td style="text-align: center;">↗</td></tr> <tr><td>16:</td><td>9.7</td><td style="text-align: center;">↖</td></tr> <tr><td>17:</td><td>8.5</td><td style="text-align: center;">↖</td></tr> <tr><td>18:</td><td>9.3</td><td style="text-align: center;">↖</td></tr> <tr><td>19:</td><td>10.3</td><td style="text-align: center;">↗</td></tr> <tr><td>20:</td><td>9.5</td><td style="text-align: center;">↖</td></tr> <tr><td colspan="2">Serie</td><td style="text-align: right;">91.0</td></tr> <tr><td colspan="2">Total</td><td style="text-align: right;">182.0</td></tr> </table>	11:	9.9	↘	12:	9.6	↘	13:	9.7	↗	14:	9.5	↗	15:	*10.6	↗	16:	9.7	↖	17:	8.5	↖	18:	9.3	↖	19:	10.3	↗	20:	9.5	↖	Serie		91.0	Total		182.0
11:	9.9	↘																																			
12:	9.6	↘																																			
13:	9.7	↗																																			
14:	9.5	↗																																			
15:	*10.6	↗																																			
16:	9.7	↖																																			
17:	8.5	↖																																			
18:	9.3	↖																																			
19:	10.3	↗																																			
20:	9.5	↖																																			
Serie		91.0																																			
Total		182.0																																			

Hold
25

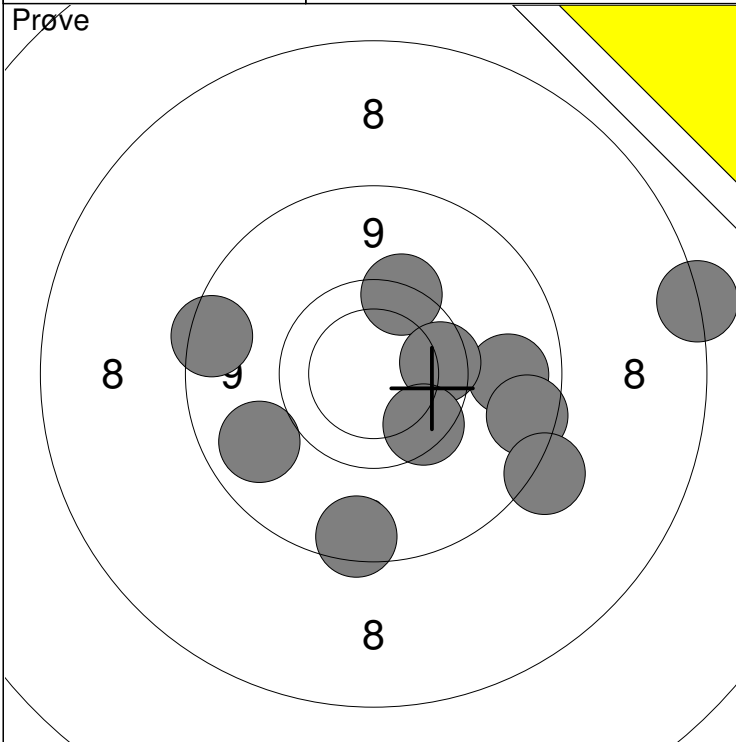
Skive
11

Niklas Pedersen

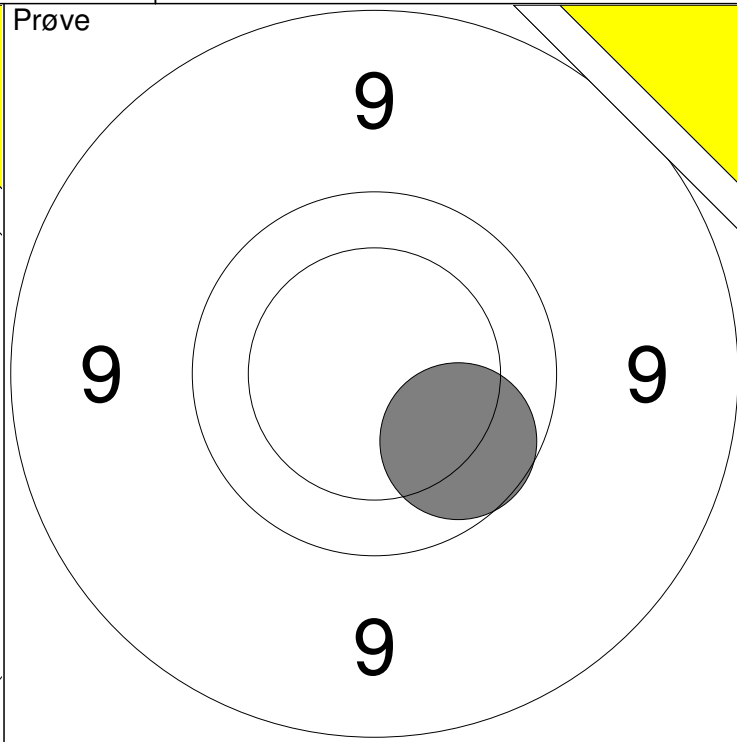
Vadum Skf.

BK4

Prøve



Prøve



1: 9.1 →
2: 8.8 ←
3: 8.9 →
4: 7.7 →
5: 9.6 ↗

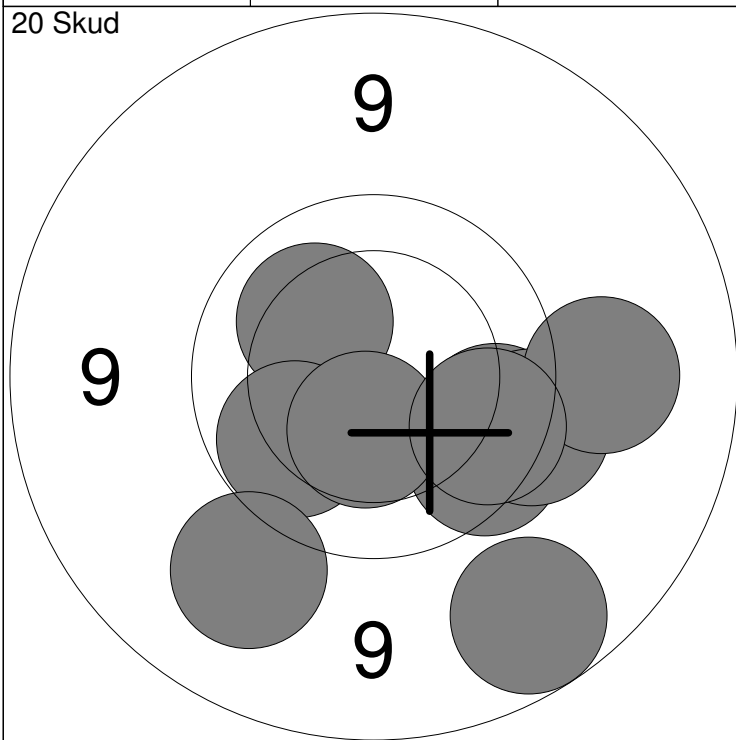
6: 8.6 ↘
7: 9.8 →
8: 9.1 ↙
9: 8.8 ↓
10: 9.8 ↘

Serie 84.0
Total 0.0

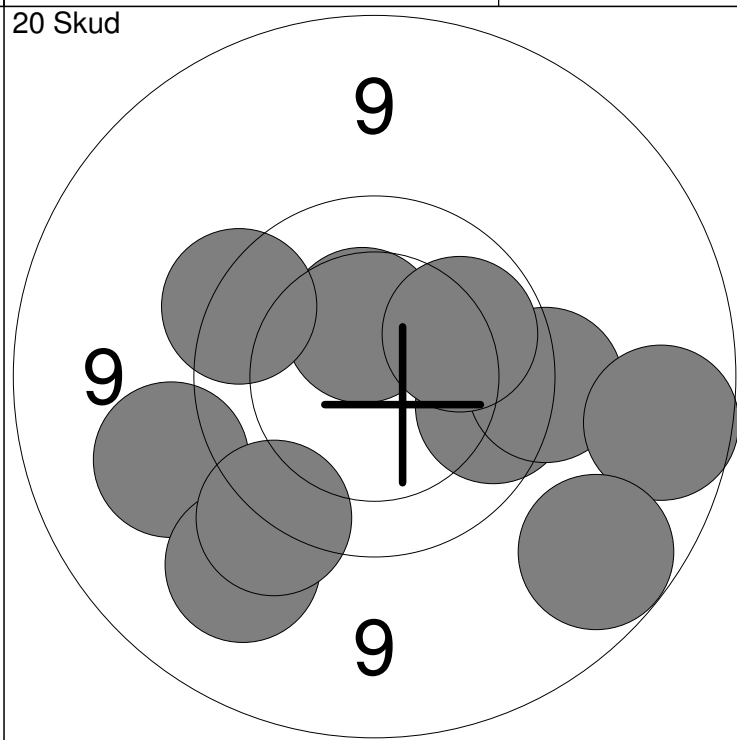
11: 9.9 ↘

Serie 9.0
Total 0.0

20 Skud



20 Skud



1: 10.2 ↗
2: 9.8 ↘
3: 9.8 →
4: 9.0 ↘
5: 10.0 ↙

6: 10.4 ↓
7: 9.3 ↘
8: 9.6 →
9: 9.3 →
10: 9.8 ↘

Serie 93.0
Total 93.0

11: 9.8 →
12: 9.6 →
13: 10.4 ↗
14: 9.3 ←
15: 8.9 →

16: 10.0 ↗
17: 9.2 ↘
18: 9.6 ↘
19: 9.0 ↘
20: 9.7 ↙

Serie 91.0
Total 184.0

Hold
25

Skive
12

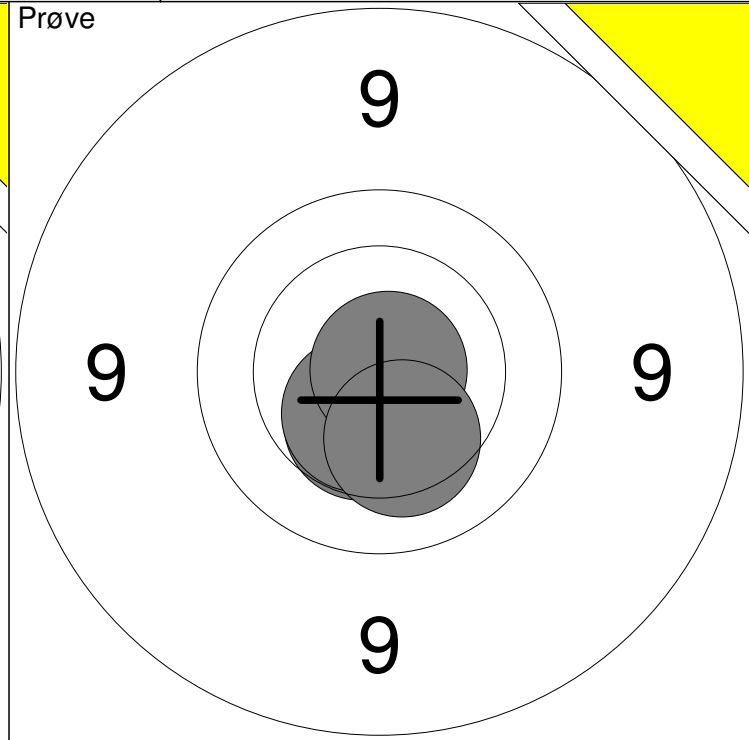
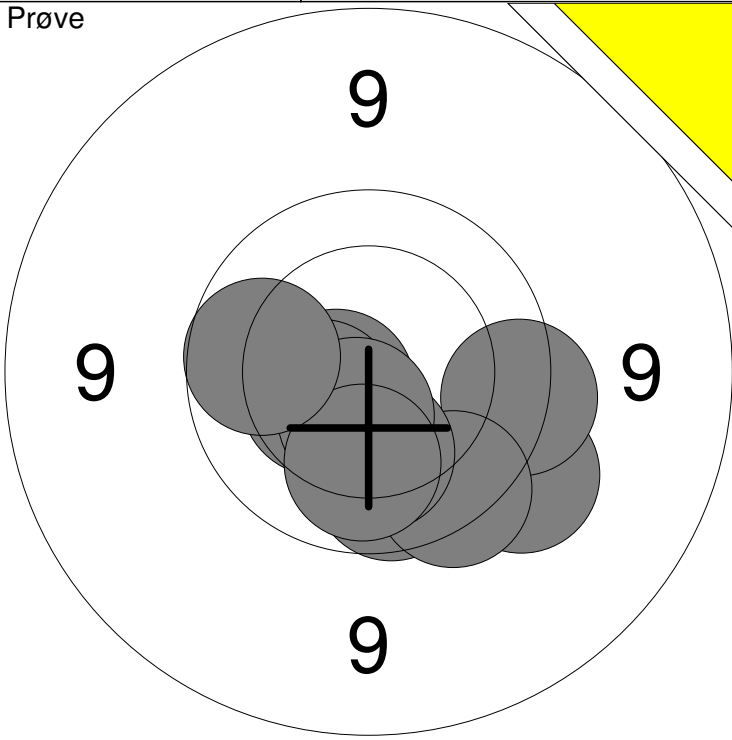
Jonas Pedersen

Vadum Skf.

BK2

Prøve

Prøve



1: 9.5	↘	6: 9.7	↘
2: 9.7	→	7: 10.2	↘
3: *10.6	↙	8: *10.5	↘
4: 10.4	↙	9: 10.1	↘
5: 9.9	↘	10: 9.9	←

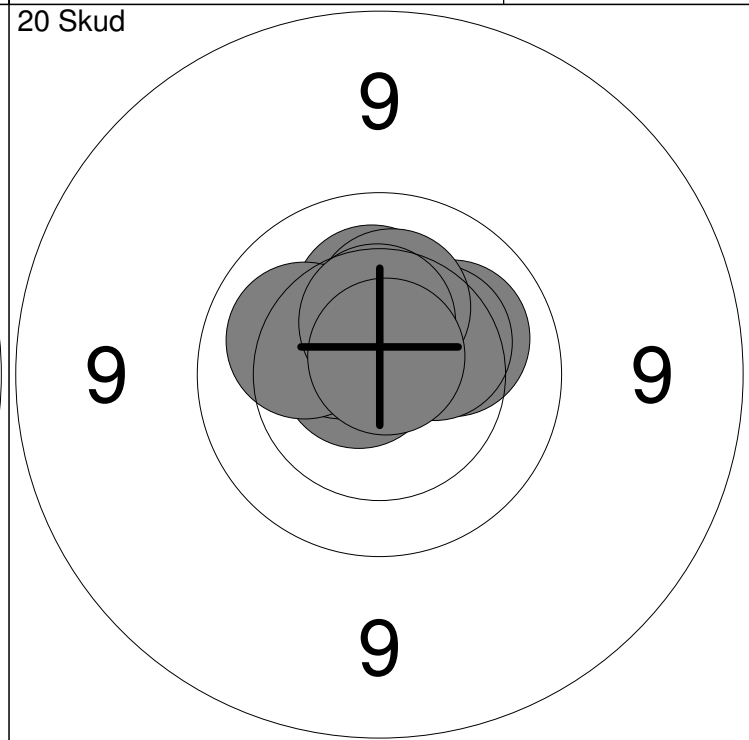
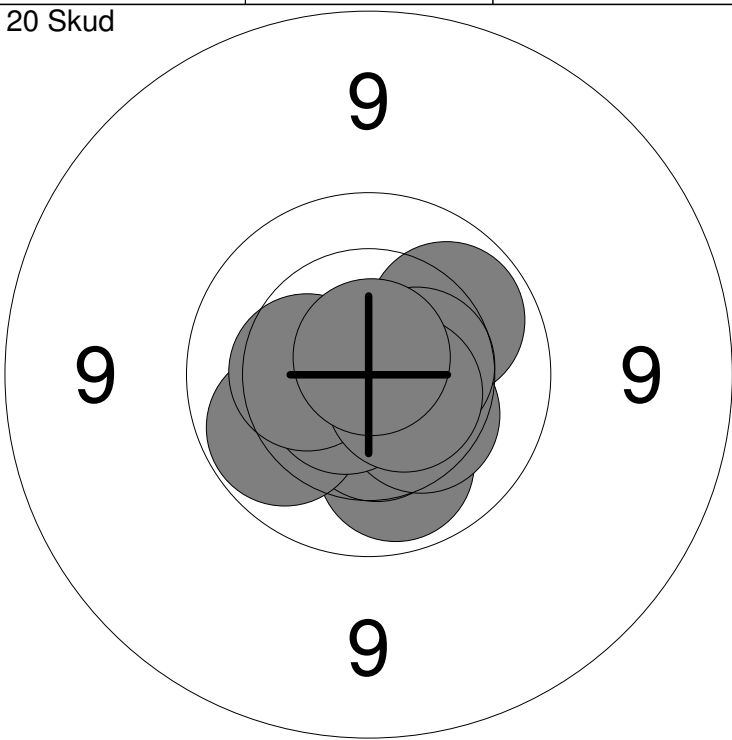
Serie	95.0
Total	0.0

11: 10.4	↘
12: *10.5	↘
13: *10.9	→
14: 10.3	↘

Serie	40.0
Total	0.0

20 Skud

20 Skud



1: 10.1	↘	6: *10.6	↙
2: 10.5	↘	7: 10.5	→
3: 10.3	↘	8: 10.4	←
4: 10.0	↗	9: *10.6	↘
5: 10.0	↙	10: *10.8	↑

Serie	100.0
Total	100.0

11: *10.8	↖	16: 10.5	↖
12: 10.2	↗	17: 10.2	↙
13: *10.7	←	18: 10.3	↑
14: 10.3	↑	19: 10.4	↑
15: 10.3	↗	20: *10.8	↑

Serie	100.0
Total	200.0

<p>Prøve</p>	<table style="width:100%; border-collapse: collapse;"> <tr><td>1:</td><td>9.0</td><td>↙</td></tr> <tr><td>2:</td><td>9.2</td><td>↓</td></tr> <tr><td>3:</td><td>10.3</td><td>↖</td></tr> <tr><td>4:</td><td>10.1</td><td>↙</td></tr> <tr><td>5:</td><td>9.7</td><td>↗</td></tr> <tr><td>6:</td><td>9.8</td><td>↗</td></tr> <tr><td>7:</td><td>10.4</td><td>↗</td></tr> <tr><td>8:</td><td>9.6</td><td>↗</td></tr> <tr><td>9:</td><td>9.7</td><td>↑</td></tr> <tr><td>10:</td><td>10.5</td><td>↓</td></tr> </table>	1:	9.0	↙	2:	9.2	↓	3:	10.3	↖	4:	10.1	↙	5:	9.7	↗	6:	9.8	↗	7:	10.4	↗	8:	9.6	↗	9:	9.7	↑	10:	10.5	↓
1:	9.0	↙																													
2:	9.2	↓																													
3:	10.3	↖																													
4:	10.1	↙																													
5:	9.7	↗																													
6:	9.8	↗																													
7:	10.4	↗																													
8:	9.6	↗																													
9:	9.7	↑																													
10:	10.5	↓																													
	Serie 94.0																														
	Total 0.0																														

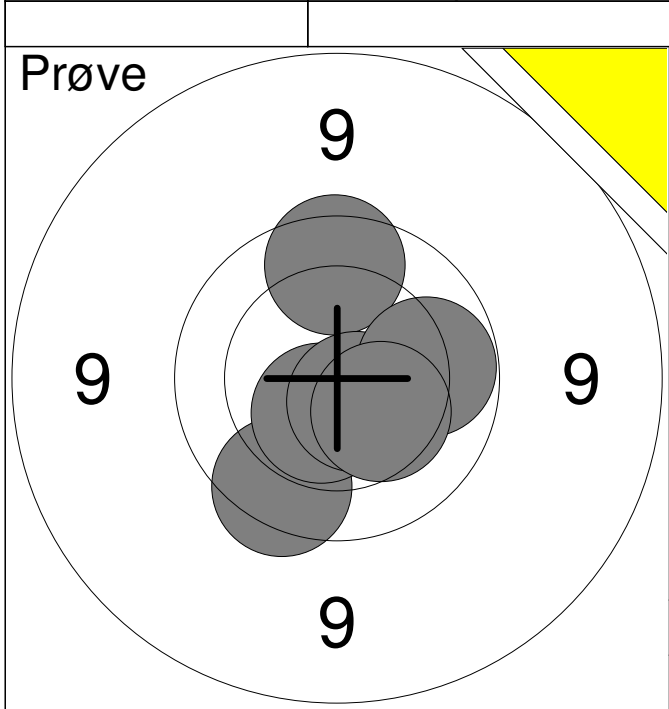
<p>20 Skud</p>	<table style="width:100%; border-collapse: collapse;"> <tr><td>1:</td><td>*10.5</td><td>→</td></tr> <tr><td>2:</td><td>9.7</td><td>↗</td></tr> <tr><td>3:</td><td>10.0</td><td>↑</td></tr> <tr><td>4:</td><td>10.2</td><td>↑</td></tr> <tr><td>5:</td><td>9.3</td><td>↘</td></tr> <tr><td>6:</td><td>10.3</td><td>→</td></tr> <tr><td>7:</td><td>*10.7</td><td>←</td></tr> <tr><td>8:</td><td>10.0</td><td>↙</td></tr> <tr><td>9:</td><td>*10.9</td><td>→</td></tr> <tr><td>10:</td><td>9.9</td><td>↗</td></tr> </table>	1:	*10.5	→	2:	9.7	↗	3:	10.0	↑	4:	10.2	↑	5:	9.3	↘	6:	10.3	→	7:	*10.7	←	8:	10.0	↙	9:	*10.9	→	10:	9.9	↗
1:	*10.5	→																													
2:	9.7	↗																													
3:	10.0	↑																													
4:	10.2	↑																													
5:	9.3	↘																													
6:	10.3	→																													
7:	*10.7	←																													
8:	10.0	↙																													
9:	*10.9	→																													
10:	9.9	↗																													
	Serie 97.0																														
	Total 97.0																														

<p>20 Skud</p>	<table style="width:100%; border-collapse: collapse;"> <tr><td>11:</td><td>10.2</td><td>→</td></tr> <tr><td>12:</td><td>*10.5</td><td>↗</td></tr> <tr><td>13:</td><td>10.5</td><td>↑</td></tr> <tr><td>14:</td><td>9.8</td><td>→</td></tr> <tr><td>15:</td><td>*10.7</td><td>↘</td></tr> <tr><td>16:</td><td>10.2</td><td>↗</td></tr> <tr><td>17:</td><td>*10.6</td><td>↗</td></tr> <tr><td>18:</td><td>*10.7</td><td>←</td></tr> <tr><td>19:</td><td>*10.8</td><td>↓</td></tr> <tr><td>20:</td><td>10.3</td><td>↗</td></tr> </table>	11:	10.2	→	12:	*10.5	↗	13:	10.5	↑	14:	9.8	→	15:	*10.7	↘	16:	10.2	↗	17:	*10.6	↗	18:	*10.7	←	19:	*10.8	↓	20:	10.3	↗
11:	10.2	→																													
12:	*10.5	↗																													
13:	10.5	↑																													
14:	9.8	→																													
15:	*10.7	↘																													
16:	10.2	↗																													
17:	*10.6	↗																													
18:	*10.7	←																													
19:	*10.8	↓																													
20:	10.3	↗																													
	Serie 99.0																														
	Total 196.0																														

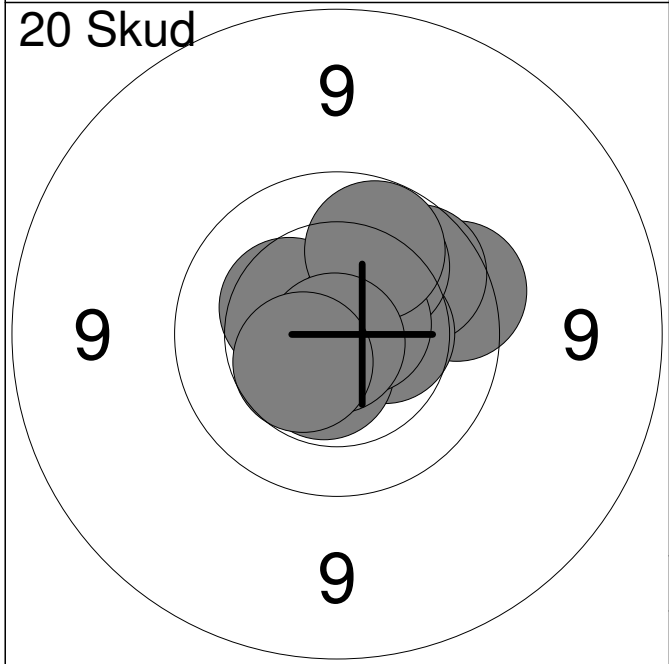
<p>Prøve</p>	<table style="width:100%; border-collapse: collapse;"> <tr><td style="width:5%;">1:</td><td style="width:15%;">*10.7</td><td style="width:10%; text-align: center;">↑</td></tr> <tr><td>2:</td><td>9.5</td><td style="text-align: center;">↑</td></tr> <tr><td>3:</td><td>10.3</td><td style="text-align: center;">↗</td></tr> <tr><td>4:</td><td>9.6</td><td style="text-align: center;">→</td></tr> <tr><td>5:</td><td>10.2</td><td style="text-align: center;">↗</td></tr> <tr><td>6:</td><td>9.9</td><td style="text-align: center;">↗</td></tr> <tr><td>7:</td><td>10.1</td><td style="text-align: center;">→</td></tr> <tr><td>8:</td><td>10.3</td><td style="text-align: center;">↖</td></tr> </table> <table border="1" style="width:100%; border-collapse: collapse; margin-top: 5px;"> <tr> <td style="width:80%;">Serie</td> <td style="text-align: right;">77.0</td> </tr> <tr> <td>Total</td> <td style="text-align: right;">0.0</td> </tr> </table>	1:	*10.7	↑	2:	9.5	↑	3:	10.3	↗	4:	9.6	→	5:	10.2	↗	6:	9.9	↗	7:	10.1	→	8:	10.3	↖	Serie	77.0	Total	0.0
1:	*10.7	↑																											
2:	9.5	↑																											
3:	10.3	↗																											
4:	9.6	→																											
5:	10.2	↗																											
6:	9.9	↗																											
7:	10.1	→																											
8:	10.3	↖																											
Serie	77.0																												
Total	0.0																												

<p>20 Skud</p>	<table style="width:100%; border-collapse: collapse;"> <tr><td style="width:5%;">1:</td><td style="width:15%;">9.7</td><td style="width:10%; text-align: center;">↓</td></tr> <tr><td>2:</td><td>10.3</td><td style="text-align: center;">↗</td></tr> <tr><td>3:</td><td>10.3</td><td style="text-align: center;">↓</td></tr> <tr><td>4:</td><td>9.9</td><td style="text-align: center;">↑</td></tr> <tr><td>5:</td><td>9.9</td><td style="text-align: center;">↗</td></tr> <tr><td>6:</td><td>10.1</td><td style="text-align: center;">↗</td></tr> <tr><td>7:</td><td>10.5</td><td style="text-align: center;">↑</td></tr> <tr><td>8:</td><td>9.9</td><td style="text-align: center;">↓</td></tr> <tr><td>9:</td><td>9.8</td><td style="text-align: center;">↗</td></tr> <tr><td>10:</td><td>9.5</td><td style="text-align: center;">↗</td></tr> </table> <table border="1" style="width:100%; border-collapse: collapse; margin-top: 5px;"> <tr> <td style="width:80%;">Serie</td> <td style="text-align: right;">94.0</td> </tr> <tr> <td>Total</td> <td style="text-align: right;">94.0</td> </tr> </table>	1:	9.7	↓	2:	10.3	↗	3:	10.3	↓	4:	9.9	↑	5:	9.9	↗	6:	10.1	↗	7:	10.5	↑	8:	9.9	↓	9:	9.8	↗	10:	9.5	↗	Serie	94.0	Total	94.0
1:	9.7	↓																																	
2:	10.3	↗																																	
3:	10.3	↓																																	
4:	9.9	↑																																	
5:	9.9	↗																																	
6:	10.1	↗																																	
7:	10.5	↑																																	
8:	9.9	↓																																	
9:	9.8	↗																																	
10:	9.5	↗																																	
Serie	94.0																																		
Total	94.0																																		

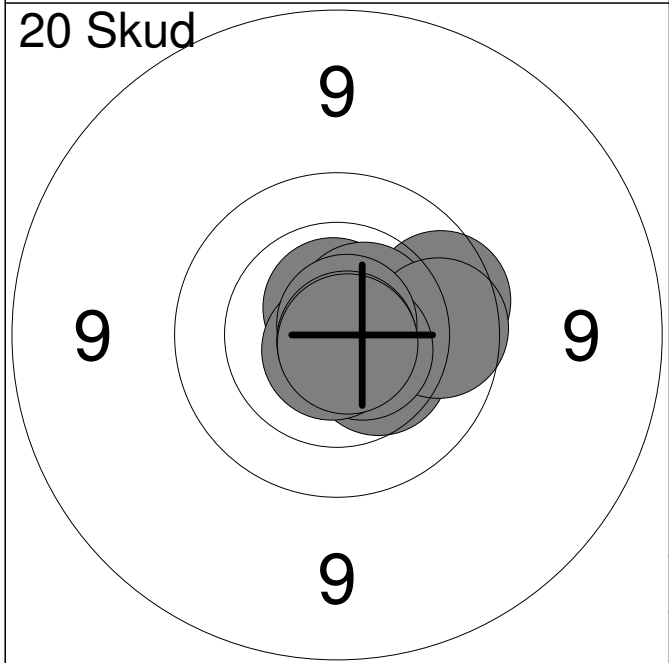
<p>20 Skud</p>	<table style="width:100%; border-collapse: collapse;"> <tr><td style="width:5%;">11:</td><td style="width:15%;">10.3</td><td style="width:10%; text-align: center;">↗</td></tr> <tr><td>12:</td><td>9.5</td><td style="text-align: center;">↓</td></tr> <tr><td>13:</td><td>10.3</td><td style="text-align: center;">↑</td></tr> <tr><td>14:</td><td>9.5</td><td style="text-align: center;">↑</td></tr> <tr><td>15:</td><td>10.3</td><td style="text-align: center;">↑</td></tr> <tr><td>16:</td><td>9.1</td><td style="text-align: center;">↑</td></tr> <tr><td>17:</td><td>9.7</td><td style="text-align: center;">↓</td></tr> <tr><td>18:</td><td>9.8</td><td style="text-align: center;">→</td></tr> <tr><td>19:</td><td>9.7</td><td style="text-align: center;">↓</td></tr> <tr><td>20:</td><td>10.1</td><td style="text-align: center;">↑</td></tr> </table> <table border="1" style="width:100%; border-collapse: collapse; margin-top: 5px;"> <tr> <td style="width:80%;">Serie</td> <td style="text-align: right;">94.0</td> </tr> <tr> <td>Total</td> <td style="text-align: right;">188.0</td> </tr> </table>	11:	10.3	↗	12:	9.5	↓	13:	10.3	↑	14:	9.5	↑	15:	10.3	↑	16:	9.1	↑	17:	9.7	↓	18:	9.8	→	19:	9.7	↓	20:	10.1	↑	Serie	94.0	Total	188.0
11:	10.3	↗																																	
12:	9.5	↓																																	
13:	10.3	↑																																	
14:	9.5	↑																																	
15:	10.3	↑																																	
16:	9.1	↑																																	
17:	9.7	↓																																	
18:	9.8	→																																	
19:	9.7	↓																																	
20:	10.1	↑																																	
Serie	94.0																																		
Total	188.0																																		



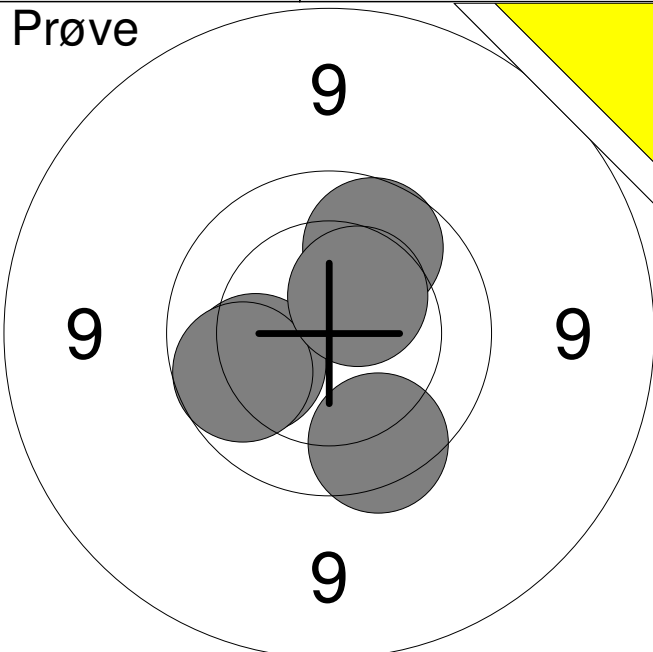
1:	9.8	↙
2:	9.8	↑
3:	*10.5	↙
4:	*10.6	↘
5:	10.0	→
6:	10.4	↘
Serie		58.0
Total		0.0

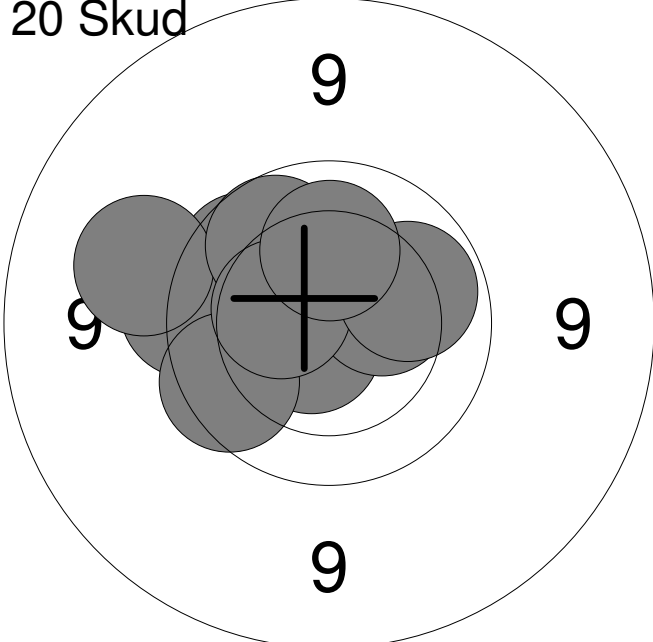


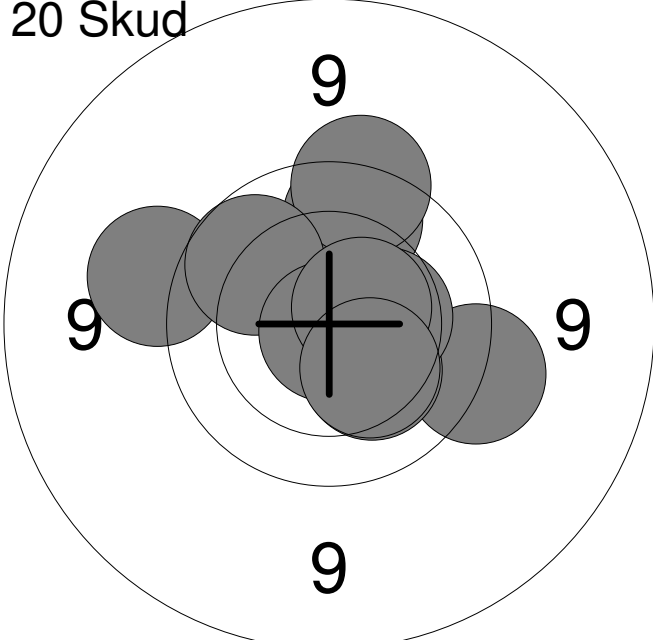
1:	10.4	↖
2:	9.7	→
3:	9.9	↗
4:	10.4	→
5:	10.1	↗
6:	*10.5	↘
7:	*10.7	→
8:	10.0	↗
9:	*10.8	↘
10:	10.5	↙
Serie		98.0
Total		98.0



11:	*10.6	↑
12:	9.8	→
13:	*10.6	↗
14:	10.4	↘
15:	9.9	→
16:	*10.6	↘
17:	*10.8	↘
18:	*10.8	↗
19:	*10.8	↘
20:	*10.8	↘
Serie		98.0
Total		196.0

<p>Prøve</p> 	<table style="width:100%; border-collapse: collapse;"> <tr><td style="text-align: right;">1:</td><td style="text-align: right;">9.8</td><td style="text-align: right;">↘</td></tr> <tr><td style="text-align: right;">2:</td><td style="text-align: right;">9.9</td><td style="text-align: right;">↗</td></tr> <tr><td style="text-align: right;">3:</td><td style="text-align: right;">10.1</td><td style="text-align: right;">↙</td></tr> <tr><td style="text-align: right;">4:</td><td style="text-align: right;">9.9</td><td style="text-align: right;">↙</td></tr> <tr><td style="text-align: right;">5:</td><td style="text-align: right;">10.4</td><td style="text-align: right;">↗</td></tr> </table> <table border="1" style="width:100%; border-collapse: collapse; margin-top: 5px;"> <tr> <td style="width:80%;">Serie</td> <td style="text-align: right;">47.0</td> </tr> <tr> <td>Total</td> <td style="text-align: right;">0.0</td> </tr> </table>	1:	9.8	↘	2:	9.9	↗	3:	10.1	↙	4:	9.9	↙	5:	10.4	↗	Serie	47.0	Total	0.0
1:	9.8	↘																		
2:	9.9	↗																		
3:	10.1	↙																		
4:	9.9	↙																		
5:	10.4	↗																		
Serie	47.0																			
Total	0.0																			

<p>20 Skud</p> 	<table style="width:100%; border-collapse: collapse;"> <tr><td style="text-align: right;">1:</td><td style="text-align: right;">9.9</td><td style="text-align: right;">↗</td></tr> <tr><td style="text-align: right;">2:</td><td style="text-align: right;">*10.7</td><td style="text-align: right;">↘</td></tr> <tr><td style="text-align: right;">3:</td><td style="text-align: right;">9.7</td><td style="text-align: right;">↙</td></tr> <tr><td style="text-align: right;">4:</td><td style="text-align: right;">10.3</td><td style="text-align: right;">↗</td></tr> <tr><td style="text-align: right;">5:</td><td style="text-align: right;">9.3</td><td style="text-align: right;">↙</td></tr> <tr><td style="text-align: right;">6:</td><td style="text-align: right;">9.8</td><td style="text-align: right;">↘</td></tr> <tr><td style="text-align: right;">7:</td><td style="text-align: right;">9.9</td><td style="text-align: right;">↗</td></tr> <tr><td style="text-align: right;">8:</td><td style="text-align: right;">10.4</td><td style="text-align: right;">↙</td></tr> <tr><td style="text-align: right;">9:</td><td style="text-align: right;">10.0</td><td style="text-align: right;">↗</td></tr> <tr><td style="text-align: right;">10:</td><td style="text-align: right;">10.2</td><td style="text-align: right;">↑</td></tr> </table> <table border="1" style="width:100%; border-collapse: collapse; margin-top: 5px;"> <tr> <td style="width:80%;">Serie</td> <td style="text-align: right;">95.0</td> </tr> <tr> <td>Total</td> <td style="text-align: right;">95.0</td> </tr> </table>	1:	9.9	↗	2:	*10.7	↘	3:	9.7	↙	4:	10.3	↗	5:	9.3	↙	6:	9.8	↘	7:	9.9	↗	8:	10.4	↙	9:	10.0	↗	10:	10.2	↑	Serie	95.0	Total	95.0
1:	9.9	↗																																	
2:	*10.7	↘																																	
3:	9.7	↙																																	
4:	10.3	↗																																	
5:	9.3	↙																																	
6:	9.8	↘																																	
7:	9.9	↗																																	
8:	10.4	↙																																	
9:	10.0	↗																																	
10:	10.2	↑																																	
Serie	95.0																																		
Total	95.0																																		

<p>20 Skud</p> 	<table style="width:100%; border-collapse: collapse;"> <tr><td style="text-align: right;">11:</td><td style="text-align: right;">9.6</td><td style="text-align: right;">↗</td></tr> <tr><td style="text-align: right;">12:</td><td style="text-align: right;">9.9</td><td style="text-align: right;">↑</td></tr> <tr><td style="text-align: right;">13:</td><td style="text-align: right;">9.6</td><td style="text-align: right;">↑</td></tr> <tr><td style="text-align: right;">14:</td><td style="text-align: right;">9.4</td><td style="text-align: right;">↙</td></tr> <tr><td style="text-align: right;">15:</td><td style="text-align: right;">10.3</td><td style="text-align: right;">↘</td></tr> <tr><td style="text-align: right;">16:</td><td style="text-align: right;">9.9</td><td style="text-align: right;">↗</td></tr> <tr><td style="text-align: right;">17:</td><td style="text-align: right;">10.4</td><td style="text-align: right;">↗</td></tr> <tr><td style="text-align: right;">18:</td><td style="text-align: right;">*10.9</td><td style="text-align: right;">↘</td></tr> <tr><td style="text-align: right;">19:</td><td style="text-align: right;">*10.6</td><td style="text-align: right;">↗</td></tr> <tr><td style="text-align: right;">20:</td><td style="text-align: right;">10.3</td><td style="text-align: right;">↘</td></tr> </table> <table border="1" style="width:100%; border-collapse: collapse; margin-top: 5px;"> <tr> <td style="width:80%;">Serie</td> <td style="text-align: right;">95.0</td> </tr> <tr> <td>Total</td> <td style="text-align: right;">190.0</td> </tr> </table>	11:	9.6	↗	12:	9.9	↑	13:	9.6	↑	14:	9.4	↙	15:	10.3	↘	16:	9.9	↗	17:	10.4	↗	18:	*10.9	↘	19:	*10.6	↗	20:	10.3	↘	Serie	95.0	Total	190.0
11:	9.6	↗																																	
12:	9.9	↑																																	
13:	9.6	↑																																	
14:	9.4	↙																																	
15:	10.3	↘																																	
16:	9.9	↗																																	
17:	10.4	↗																																	
18:	*10.9	↘																																	
19:	*10.6	↗																																	
20:	10.3	↘																																	
Serie	95.0																																		
Total	190.0																																		

Hold
26

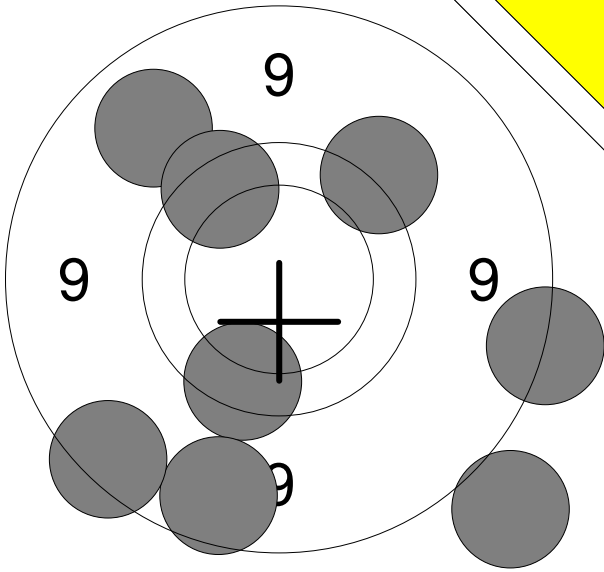
Skive
5

Anna-Maria Thierry Andersen

Vester Hassing Skf.

3

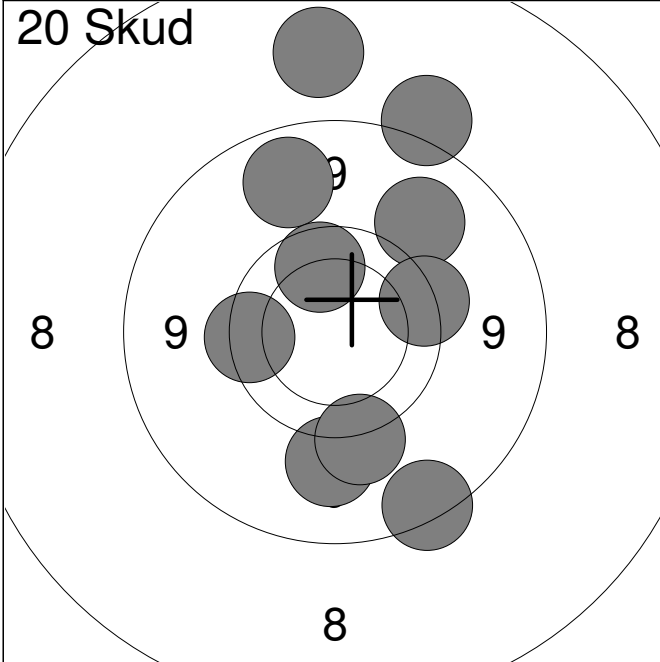
Prøve



1:	8.7	→
2:	8.4	↓
3:	9.7	↓
4:	8.9	↓
5:	9.1	↑
6:	8.8	↓
7:	9.7	↑
8:	9.5	↑

Serie	68.0
Total	0.0

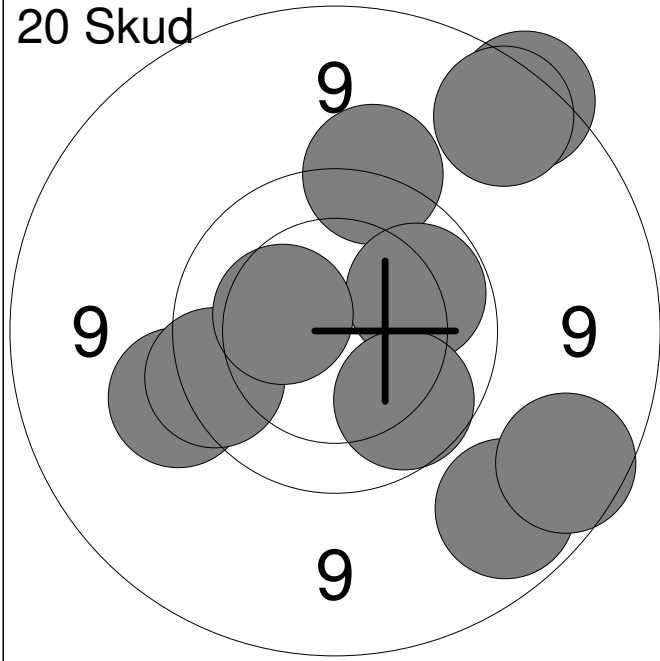
20 Skud



1:	8.8	↓
2:	9.7	←
3:	8.6	↑
4:	9.0	↑
5:	8.2	↑
6:	9.3	↓
7:	9.9	↑
8:	9.5	↓
9:	9.2	↑
10:	9.6	→

Serie	87.0
Total	87.0

20 Skud



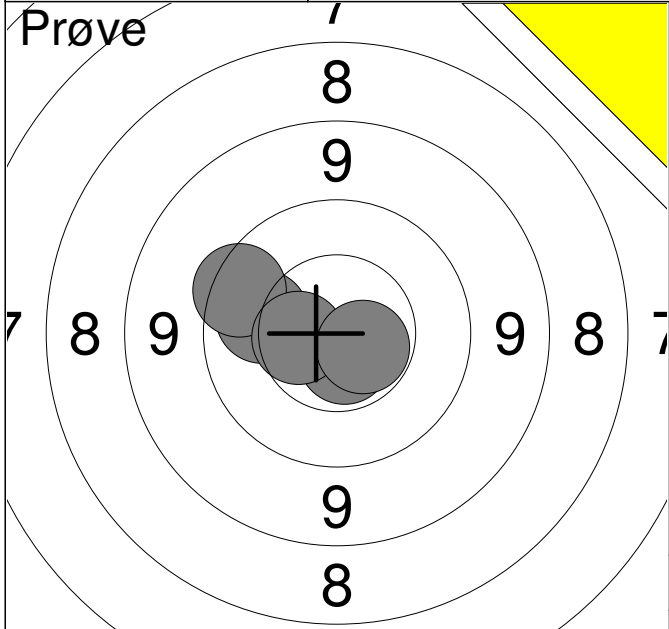
11:	8.8	↗
12:	9.5	←
13:	9.0	↓
14:	9.5	↑
15:	8.9	↗
16:	8.9	↓
17:	10.0	→
18:	9.7	←
19:	9.9	↓
20:	10.4	←

Serie	89.0
Total	176.0

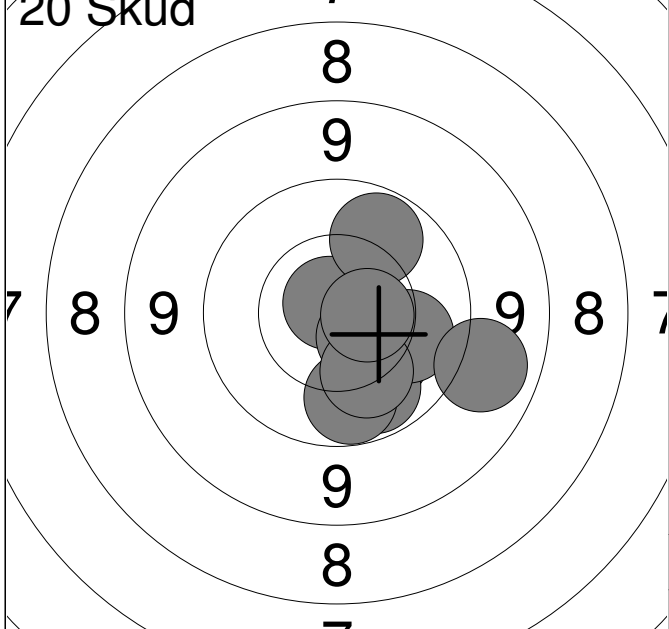
<p>Prøve</p>	<table style="width:100%; border-collapse: collapse;"> <tr><td style="width:10%;">1:</td><td style="width:40%;">9.7</td><td style="width:50%; text-align: right;">→</td></tr> <tr><td>2:</td><td>9.5</td><td style="text-align: right;">↗</td></tr> <tr><td>3:</td><td>10.3</td><td style="text-align: right;">←</td></tr> <tr><td>4:</td><td>*10.8</td><td style="text-align: right;">→</td></tr> <tr><td>5:</td><td>10.1</td><td style="text-align: right;">↘</td></tr> <tr><td>6:</td><td>10.3</td><td style="text-align: right;">←</td></tr> <tr><td>7:</td><td>*10.6</td><td style="text-align: right;">↗</td></tr> </table> <table border="1" style="width:100%; border-collapse: collapse; margin-top: 5px;"> <tr> <td style="width:80%;">Serie</td> <td style="text-align: right;">68.0</td> </tr> <tr> <td>Total</td> <td style="text-align: right;">0.0</td> </tr> </table>	1:	9.7	→	2:	9.5	↗	3:	10.3	←	4:	*10.8	→	5:	10.1	↘	6:	10.3	←	7:	*10.6	↗	Serie	68.0	Total	0.0
1:	9.7	→																								
2:	9.5	↗																								
3:	10.3	←																								
4:	*10.8	→																								
5:	10.1	↘																								
6:	10.3	←																								
7:	*10.6	↗																								
Serie	68.0																									
Total	0.0																									

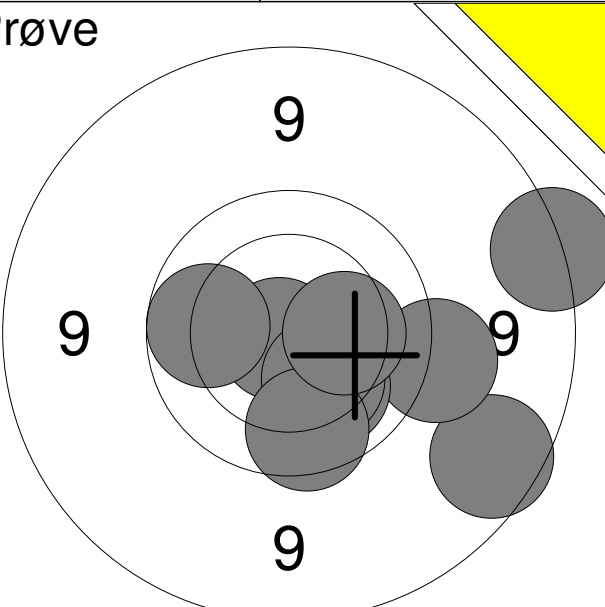
<p>20 Skud</p>	<table style="width:100%; border-collapse: collapse;"> <tr><td style="width:10%;">1:</td><td style="width:40%;">9.8</td><td style="width:50%; text-align: right;">←</td></tr> <tr><td>2:</td><td>10.3</td><td style="text-align: right;">↗</td></tr> <tr><td>3:</td><td>*10.6</td><td style="text-align: right;">↘</td></tr> <tr><td>4:</td><td>10.5</td><td style="text-align: right;">←</td></tr> <tr><td>5:</td><td>10.3</td><td style="text-align: right;">←</td></tr> <tr><td>6:</td><td>9.9</td><td style="text-align: right;">←</td></tr> <tr><td>7:</td><td>10.0</td><td style="text-align: right;">←</td></tr> <tr><td>8:</td><td>10.3</td><td style="text-align: right;">↗</td></tr> <tr><td>9:</td><td>10.4</td><td style="text-align: right;">→</td></tr> <tr><td>10:</td><td>*10.6</td><td style="text-align: right;">→</td></tr> </table> <table border="1" style="width:100%; border-collapse: collapse; margin-top: 5px;"> <tr> <td style="width:80%;">Serie</td> <td style="text-align: right;">98.0</td> </tr> <tr> <td>Total</td> <td style="text-align: right;">98.0</td> </tr> </table>	1:	9.8	←	2:	10.3	↗	3:	*10.6	↘	4:	10.5	←	5:	10.3	←	6:	9.9	←	7:	10.0	←	8:	10.3	↗	9:	10.4	→	10:	*10.6	→	Serie	98.0	Total	98.0
1:	9.8	←																																	
2:	10.3	↗																																	
3:	*10.6	↘																																	
4:	10.5	←																																	
5:	10.3	←																																	
6:	9.9	←																																	
7:	10.0	←																																	
8:	10.3	↗																																	
9:	10.4	→																																	
10:	*10.6	→																																	
Serie	98.0																																		
Total	98.0																																		

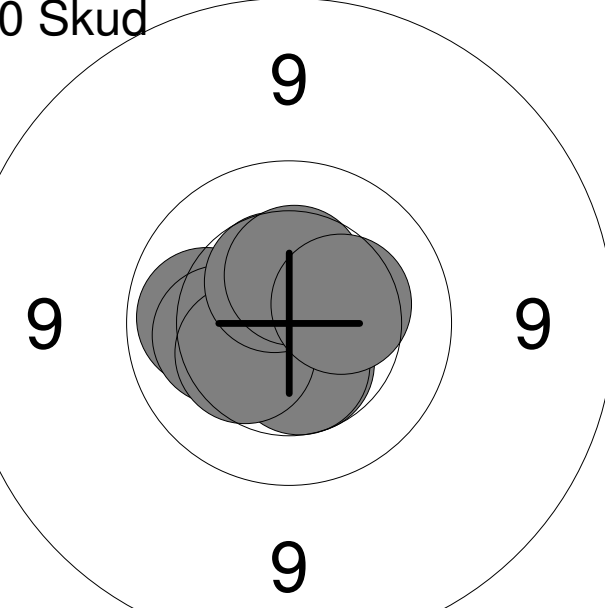
<p>20 Skud</p>	<table style="width:100%; border-collapse: collapse;"> <tr><td style="width:10%;">11:</td><td style="width:40%;">*10.7</td><td style="width:50%; text-align: right;">↘</td></tr> <tr><td>12:</td><td>*10.6</td><td style="text-align: right;">↗</td></tr> <tr><td>13:</td><td>10.4</td><td style="text-align: right;">↗</td></tr> <tr><td>14:</td><td>9.4</td><td style="text-align: right;">←</td></tr> <tr><td>15:</td><td>*10.7</td><td style="text-align: right;">←</td></tr> <tr><td>16:</td><td>*10.5</td><td style="text-align: right;">↘</td></tr> <tr><td>17:</td><td>10.5</td><td style="text-align: right;">↗</td></tr> <tr><td>18:</td><td>9.6</td><td style="text-align: right;">↗</td></tr> <tr><td>19:</td><td>*10.5</td><td style="text-align: right;">↗</td></tr> <tr><td>20:</td><td>9.8</td><td style="text-align: right;">↘</td></tr> </table> <table border="1" style="width:100%; border-collapse: collapse; margin-top: 5px;"> <tr> <td style="width:80%;">Serie</td> <td style="text-align: right;">97.0</td> </tr> <tr> <td>Total</td> <td style="text-align: right;">195.0</td> </tr> </table>	11:	*10.7	↘	12:	*10.6	↗	13:	10.4	↗	14:	9.4	←	15:	*10.7	←	16:	*10.5	↘	17:	10.5	↗	18:	9.6	↗	19:	*10.5	↗	20:	9.8	↘	Serie	97.0	Total	195.0
11:	*10.7	↘																																	
12:	*10.6	↗																																	
13:	10.4	↗																																	
14:	9.4	←																																	
15:	*10.7	←																																	
16:	*10.5	↘																																	
17:	10.5	↗																																	
18:	9.6	↗																																	
19:	*10.5	↗																																	
20:	9.8	↘																																	
Serie	97.0																																		
Total	195.0																																		

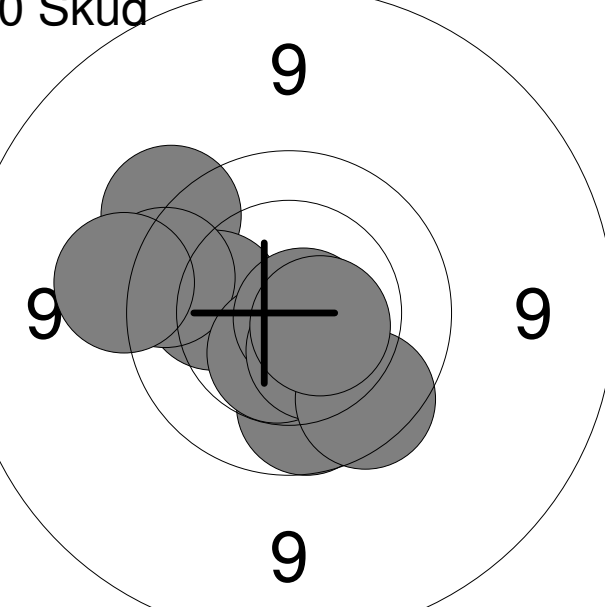
<p>Prøve</p> 	<table style="width:100%; border-collapse: collapse;"> <tr><td style="width:10%;">1:</td><td style="width:10%;">10.1</td><td style="width:10%; text-align: right;">←</td></tr> <tr><td>2:</td><td>*10.7</td><td style="text-align: right;">↓</td></tr> <tr><td>3:</td><td>9.7</td><td style="text-align: right;">↑</td></tr> <tr><td>4:</td><td>10.5</td><td style="text-align: right;">←</td></tr> <tr><td>5:</td><td>*10.6</td><td style="text-align: right;">↓</td></tr> </table>	1:	10.1	←	2:	*10.7	↓	3:	9.7	↑	4:	10.5	←	5:	*10.6	↓
1:	10.1	←														
2:	*10.7	↓														
3:	9.7	↑														
4:	10.5	←														
5:	*10.6	↓														
<table style="width:100%; border-collapse: collapse;"> <tr> <td style="width:10%; text-align: right;">Serie</td> <td style="width:80%;"></td> <td style="width:10%; text-align: right;">49.0</td> </tr> <tr> <td style="text-align: right;">Total</td> <td></td> <td style="text-align: right;">0.0</td> </tr> </table>		Serie		49.0	Total		0.0									
Serie		49.0														
Total		0.0														

<p>20 Skud</p> 	<table style="width:100%; border-collapse: collapse;"> <tr><td style="width:10%;">1:</td><td style="width:10%;">9.2</td><td style="width:10%; text-align: right;">→</td></tr> <tr><td>2:</td><td>10.5</td><td style="text-align: right;">↑</td></tr> <tr><td>3:</td><td>10.2</td><td style="text-align: right;">→</td></tr> <tr><td>4:</td><td>10.4</td><td style="text-align: right;">←</td></tr> <tr><td>5:</td><td>*10.6</td><td style="text-align: right;">↑</td></tr> <tr><td>6:</td><td>10.0</td><td style="text-align: right;">↑</td></tr> <tr><td>7:</td><td>10.2</td><td style="text-align: right;">→</td></tr> <tr><td>8:</td><td>10.3</td><td style="text-align: right;">↑</td></tr> <tr><td>9:</td><td>9.8</td><td style="text-align: right;">←</td></tr> <tr><td>10:</td><td>10.3</td><td style="text-align: right;">→</td></tr> </table>	1:	9.2	→	2:	10.5	↑	3:	10.2	→	4:	10.4	←	5:	*10.6	↑	6:	10.0	↑	7:	10.2	→	8:	10.3	↑	9:	9.8	←	10:	10.3	→
1:	9.2	→																													
2:	10.5	↑																													
3:	10.2	→																													
4:	10.4	←																													
5:	*10.6	↑																													
6:	10.0	↑																													
7:	10.2	→																													
8:	10.3	↑																													
9:	9.8	←																													
10:	10.3	→																													
<table style="width:100%; border-collapse: collapse;"> <tr> <td style="width:10%; text-align: right;">Serie</td> <td style="width:80%;"></td> <td style="width:10%; text-align: right;">98.0</td> </tr> <tr> <td style="text-align: right;">Total</td> <td></td> <td style="text-align: right;">98.0</td> </tr> </table>		Serie		98.0	Total		98.0																								
Serie		98.0																													
Total		98.0																													

<p>20 Skud</p> 	<table style="width:100%; border-collapse: collapse;"> <tr><td style="width:10%;">11:</td><td style="width:10%;">*10.8</td><td style="width:10%; text-align: right;">↑</td></tr> <tr><td>12:</td><td>10.0</td><td style="text-align: right;">↑</td></tr> <tr><td>13:</td><td>10.2</td><td style="text-align: right;">↓</td></tr> <tr><td>14:</td><td>10.0</td><td style="text-align: right;">↓</td></tr> <tr><td>15:</td><td>10.5</td><td style="text-align: right;">↓</td></tr> <tr><td>16:</td><td>10.1</td><td style="text-align: right;">↓</td></tr> <tr><td>17:</td><td>9.1</td><td style="text-align: right;">↓</td></tr> <tr><td>18:</td><td>10.0</td><td style="text-align: right;">↓</td></tr> <tr><td>19:</td><td>10.2</td><td style="text-align: right;">↓</td></tr> <tr><td>20:</td><td>*10.6</td><td style="text-align: right;">→</td></tr> </table>	11:	*10.8	↑	12:	10.0	↑	13:	10.2	↓	14:	10.0	↓	15:	10.5	↓	16:	10.1	↓	17:	9.1	↓	18:	10.0	↓	19:	10.2	↓	20:	*10.6	→
11:	*10.8	↑																													
12:	10.0	↑																													
13:	10.2	↓																													
14:	10.0	↓																													
15:	10.5	↓																													
16:	10.1	↓																													
17:	9.1	↓																													
18:	10.0	↓																													
19:	10.2	↓																													
20:	*10.6	→																													
<table style="width:100%; border-collapse: collapse;"> <tr> <td style="width:10%; text-align: right;">Serie</td> <td style="width:80%;"></td> <td style="width:10%; text-align: right;">99.0</td> </tr> <tr> <td style="text-align: right;">Total</td> <td></td> <td style="text-align: right;">197.0</td> </tr> </table>		Serie		99.0	Total		197.0																								
Serie		99.0																													
Total		197.0																													

<p>Prøve</p> 	<table style="width:100%; border-collapse: collapse;"> <tr><td style="text-align: right;">1:</td><td style="text-align: right;">8.9</td><td style="text-align: right;">↘</td></tr> <tr><td style="text-align: right;">2:</td><td style="text-align: right;">8.7</td><td style="text-align: right;">→</td></tr> <tr><td style="text-align: right;">3:</td><td style="text-align: right;">*10.8</td><td style="text-align: right;">↙</td></tr> <tr><td style="text-align: right;">4:</td><td style="text-align: right;">9.5</td><td style="text-align: right;">→</td></tr> <tr><td style="text-align: right;">5:</td><td style="text-align: right;">10.1</td><td style="text-align: right;">↘</td></tr> <tr><td style="text-align: right;">6:</td><td style="text-align: right;">10.2</td><td style="text-align: right;">↘</td></tr> <tr><td style="text-align: right;">7:</td><td style="text-align: right;">9.8</td><td style="text-align: right;">↘</td></tr> <tr><td style="text-align: right;">8:</td><td style="text-align: right;">10.0</td><td style="text-align: right;">↖</td></tr> <tr><td style="text-align: right;">9:</td><td style="text-align: right;">10.3</td><td style="text-align: right;">→</td></tr> <tr><td colspan="3"><hr/></td></tr> <tr><td style="text-align: right;">Serie</td><td></td><td style="text-align: right;">84.0</td></tr> <tr><td style="text-align: right;">Total</td><td></td><td style="text-align: right;">0.0</td></tr> </table>	1:	8.9	↘	2:	8.7	→	3:	*10.8	↙	4:	9.5	→	5:	10.1	↘	6:	10.2	↘	7:	9.8	↘	8:	10.0	↖	9:	10.3	→	<hr/>			Serie		84.0	Total		0.0
1:	8.9	↘																																			
2:	8.7	→																																			
3:	*10.8	↙																																			
4:	9.5	→																																			
5:	10.1	↘																																			
6:	10.2	↘																																			
7:	9.8	↘																																			
8:	10.0	↖																																			
9:	10.3	→																																			
<hr/>																																					
Serie		84.0																																			
Total		0.0																																			

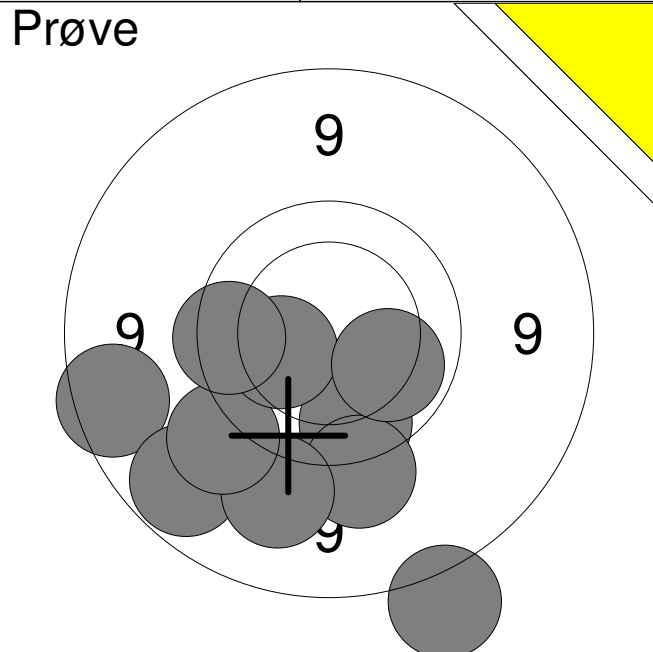
<p>20 Skud</p> 	<table style="width:100%; border-collapse: collapse;"> <tr><td style="text-align: right;">1:</td><td style="text-align: right;">10.3</td><td style="text-align: right;">←</td></tr> <tr><td style="text-align: right;">2:</td><td style="text-align: right;">10.1</td><td style="text-align: right;">←</td></tr> <tr><td style="text-align: right;">3:</td><td style="text-align: right;">10.5</td><td style="text-align: right;">↘</td></tr> <tr><td style="text-align: right;">4:</td><td style="text-align: right;">*10.7</td><td style="text-align: right;">↘</td></tr> <tr><td style="text-align: right;">5:</td><td style="text-align: right;">10.2</td><td style="text-align: right;">←</td></tr> <tr><td style="text-align: right;">6:</td><td style="text-align: right;">10.5</td><td style="text-align: right;">↘</td></tr> <tr><td style="text-align: right;">7:</td><td style="text-align: right;">10.4</td><td style="text-align: right;">↙</td></tr> <tr><td style="text-align: right;">8:</td><td style="text-align: right;">10.5</td><td style="text-align: right;">↖</td></tr> <tr><td style="text-align: right;">9:</td><td style="text-align: right;">10.4</td><td style="text-align: right;">↖</td></tr> <tr><td style="text-align: right;">10:</td><td style="text-align: right;">10.4</td><td style="text-align: right;">→</td></tr> <tr><td colspan="3"><hr/></td></tr> <tr><td style="text-align: right;">Serie</td><td></td><td style="text-align: right;">100.0</td></tr> <tr><td style="text-align: right;">Total</td><td></td><td style="text-align: right;">100.0</td></tr> </table>	1:	10.3	←	2:	10.1	←	3:	10.5	↘	4:	*10.7	↘	5:	10.2	←	6:	10.5	↘	7:	10.4	↙	8:	10.5	↖	9:	10.4	↖	10:	10.4	→	<hr/>			Serie		100.0	Total		100.0
1:	10.3	←																																						
2:	10.1	←																																						
3:	10.5	↘																																						
4:	*10.7	↘																																						
5:	10.2	←																																						
6:	10.5	↘																																						
7:	10.4	↙																																						
8:	10.5	↖																																						
9:	10.4	↖																																						
10:	10.4	→																																						
<hr/>																																								
Serie		100.0																																						
Total		100.0																																						

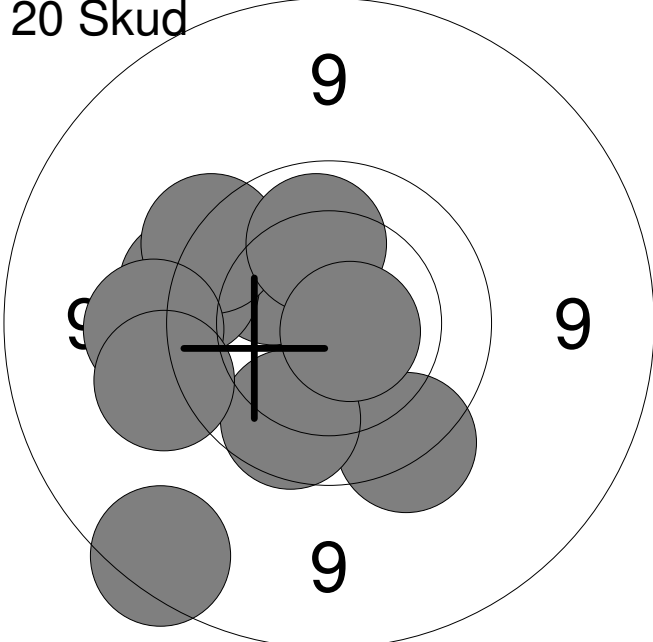
<p>20 Skud</p> 	<table style="width:100%; border-collapse: collapse;"> <tr><td style="text-align: right;">11:</td><td style="text-align: right;">9.6</td><td style="text-align: right;">↗</td></tr> <tr><td style="text-align: right;">12:</td><td style="text-align: right;">10.1</td><td style="text-align: right;">←</td></tr> <tr><td style="text-align: right;">13:</td><td style="text-align: right;">9.9</td><td style="text-align: right;">↘</td></tr> <tr><td style="text-align: right;">14:</td><td style="text-align: right;">9.7</td><td style="text-align: right;">↖</td></tr> <tr><td style="text-align: right;">15:</td><td style="text-align: right;">*10.5</td><td style="text-align: right;">↘</td></tr> <tr><td style="text-align: right;">16:</td><td style="text-align: right;">9.5</td><td style="text-align: right;">↖</td></tr> <tr><td style="text-align: right;">17:</td><td style="text-align: right;">*10.8</td><td style="text-align: right;">↘</td></tr> <tr><td style="text-align: right;">18:</td><td style="text-align: right;">10.5</td><td style="text-align: right;">↘</td></tr> <tr><td style="text-align: right;">19:</td><td style="text-align: right;">9.8</td><td style="text-align: right;">↘</td></tr> <tr><td style="text-align: right;">20:</td><td style="text-align: right;">*10.6</td><td style="text-align: right;">↘</td></tr> <tr><td colspan="3"><hr/></td></tr> <tr><td style="text-align: right;">Serie</td><td></td><td style="text-align: right;">95.0</td></tr> <tr><td style="text-align: right;">Total</td><td></td><td style="text-align: right;">195.0</td></tr> </table>	11:	9.6	↗	12:	10.1	←	13:	9.9	↘	14:	9.7	↖	15:	*10.5	↘	16:	9.5	↖	17:	*10.8	↘	18:	10.5	↘	19:	9.8	↘	20:	*10.6	↘	<hr/>			Serie		95.0	Total		195.0
11:	9.6	↗																																						
12:	10.1	←																																						
13:	9.9	↘																																						
14:	9.7	↖																																						
15:	*10.5	↘																																						
16:	9.5	↖																																						
17:	*10.8	↘																																						
18:	10.5	↘																																						
19:	9.8	↘																																						
20:	*10.6	↘																																						
<hr/>																																								
Serie		95.0																																						
Total		195.0																																						

<p>Prøve</p>	<table style="width:100%; border-collapse: collapse;"> <tr><td style="width:10%;">1:</td><td style="width:15%;">9.9</td><td style="width:10%; text-align: right;">↘</td></tr> <tr><td>2:</td><td>10.3</td><td style="text-align: right;">→</td></tr> <tr><td>3:</td><td>10.2</td><td style="text-align: right;">↓</td></tr> <tr><td>4:</td><td>*10.7</td><td style="text-align: right;">↓</td></tr> <tr><td>5:</td><td>9.9</td><td style="text-align: right;">↗</td></tr> <tr><td>6:</td><td>*10.9</td><td style="text-align: right;">↑</td></tr> </table>	1:	9.9	↘	2:	10.3	→	3:	10.2	↓	4:	*10.7	↓	5:	9.9	↗	6:	*10.9	↑
1:	9.9	↘																	
2:	10.3	→																	
3:	10.2	↓																	
4:	*10.7	↓																	
5:	9.9	↗																	
6:	*10.9	↑																	
<table style="width:100%; border-collapse: collapse;"> <tr> <td style="width:10%;"></td> <td style="width:15%;">Serie</td> <td style="width:10%;"></td> <td style="width:15%;"></td> <td style="width:10%;"></td> <td style="width:40%; text-align: right;">58.0</td> </tr> <tr> <td colspan="5"></td> <td style="border-top: 1px solid black;">Total</td> <td style="text-align: right;">0.0</td> </tr> </table>			Serie				58.0						Total	0.0					
	Serie				58.0														
					Total	0.0													

<p>20 Skud</p>	<table style="width:100%; border-collapse: collapse;"> <tr><td style="width:10%;">1:</td><td style="width:15%;">*10.6</td><td style="width:10%; text-align: right;">↗</td></tr> <tr><td>2:</td><td>*10.6</td><td style="text-align: right;">↗</td></tr> <tr><td>3:</td><td>10.3</td><td style="text-align: right;">←</td></tr> <tr><td>4:</td><td>10.4</td><td style="text-align: right;">↑</td></tr> <tr><td>5:</td><td>10.0</td><td style="text-align: right;">→</td></tr> <tr><td>6:</td><td>10.4</td><td style="text-align: right;">→</td></tr> <tr><td>7:</td><td>10.0</td><td style="text-align: right;">→</td></tr> <tr><td>8:</td><td>*10.5</td><td style="text-align: right;">↗</td></tr> <tr><td>9:</td><td>*10.6</td><td style="text-align: right;">↑</td></tr> <tr><td>10:</td><td>10.3</td><td style="text-align: right;">→</td></tr> </table>	1:	*10.6	↗	2:	*10.6	↗	3:	10.3	←	4:	10.4	↑	5:	10.0	→	6:	10.4	→	7:	10.0	→	8:	*10.5	↗	9:	*10.6	↑	10:	10.3	→
1:	*10.6	↗																													
2:	*10.6	↗																													
3:	10.3	←																													
4:	10.4	↑																													
5:	10.0	→																													
6:	10.4	→																													
7:	10.0	→																													
8:	*10.5	↗																													
9:	*10.6	↑																													
10:	10.3	→																													
<table style="width:100%; border-collapse: collapse;"> <tr> <td style="width:10%;"></td> <td style="width:15%;">Serie</td> <td style="width:10%;"></td> <td style="width:15%;"></td> <td style="width:10%;"></td> <td style="width:40%; text-align: right;">100.0</td> </tr> <tr> <td colspan="5"></td> <td style="border-top: 1px solid black;">Total</td> <td style="text-align: right;">100.0</td> </tr> </table>			Serie				100.0						Total	100.0																	
	Serie				100.0																										
					Total	100.0																									

<p>20 Skud</p>	<table style="width:100%; border-collapse: collapse;"> <tr><td style="width:10%;">11:</td><td style="width:15%;">*10.7</td><td style="width:10%; text-align: right;">↙</td></tr> <tr><td>12:</td><td>*10.7</td><td style="text-align: right;">↑</td></tr> <tr><td>13:</td><td>10.2</td><td style="text-align: right;">↗</td></tr> <tr><td>14:</td><td>10.3</td><td style="text-align: right;">↙</td></tr> <tr><td>15:</td><td>10.4</td><td style="text-align: right;">→</td></tr> <tr><td>16:</td><td>9.9</td><td style="text-align: right;">→</td></tr> <tr><td>17:</td><td>*10.6</td><td style="text-align: right;">↗</td></tr> <tr><td>18:</td><td>10.2</td><td style="text-align: right;">←</td></tr> <tr><td>19:</td><td>10.4</td><td style="text-align: right;">↑</td></tr> <tr><td>20:</td><td>10.5</td><td style="text-align: right;">↙</td></tr> </table>	11:	*10.7	↙	12:	*10.7	↑	13:	10.2	↗	14:	10.3	↙	15:	10.4	→	16:	9.9	→	17:	*10.6	↗	18:	10.2	←	19:	10.4	↑	20:	10.5	↙
11:	*10.7	↙																													
12:	*10.7	↑																													
13:	10.2	↗																													
14:	10.3	↙																													
15:	10.4	→																													
16:	9.9	→																													
17:	*10.6	↗																													
18:	10.2	←																													
19:	10.4	↑																													
20:	10.5	↙																													
<table style="width:100%; border-collapse: collapse;"> <tr> <td style="width:10%;"></td> <td style="width:15%;">Serie</td> <td style="width:10%;"></td> <td style="width:15%;"></td> <td style="width:10%;"></td> <td style="width:40%; text-align: right;">99.0</td> </tr> <tr> <td colspan="5"></td> <td style="border-top: 1px solid black;">Total</td> <td style="text-align: right;">199.0</td> </tr> </table>			Serie				99.0						Total	199.0																	
	Serie				99.0																										
					Total	199.0																									

<p>Prøve</p> 	<table style="width:100%; border-collapse: collapse;"> <tr><td style="width:10%;">1:</td><td style="width:15%;">8.9</td><td style="width:10%; text-align: center;">←</td></tr> <tr><td>2:</td><td>9.8</td><td style="text-align: center;">↓</td></tr> <tr><td>3:</td><td>9.0</td><td style="text-align: center;">↙</td></tr> <tr><td>4:</td><td>9.5</td><td style="text-align: center;">↓</td></tr> <tr><td>5:</td><td>9.3</td><td style="text-align: center;">↓</td></tr> <tr><td>6:</td><td>9.4</td><td style="text-align: center;">↙</td></tr> <tr><td>7:</td><td>10.3</td><td style="text-align: center;">←</td></tr> <tr><td>8:</td><td>8.5</td><td style="text-align: center;">↓</td></tr> <tr><td>9:</td><td>10.1</td><td style="text-align: center;">↘</td></tr> <tr><td>10:</td><td>9.8</td><td style="text-align: center;">←</td></tr> <tr style="border-top: 1px solid black;"><td colspan="2">Serie</td><td style="text-align: right;">90.0</td></tr> <tr><td colspan="2">Total</td><td style="text-align: right;">0.0</td></tr> </table>	1:	8.9	←	2:	9.8	↓	3:	9.0	↙	4:	9.5	↓	5:	9.3	↓	6:	9.4	↙	7:	10.3	←	8:	8.5	↓	9:	10.1	↘	10:	9.8	←	Serie		90.0	Total		0.0
1:	8.9	←																																			
2:	9.8	↓																																			
3:	9.0	↙																																			
4:	9.5	↓																																			
5:	9.3	↓																																			
6:	9.4	↙																																			
7:	10.3	←																																			
8:	8.5	↓																																			
9:	10.1	↘																																			
10:	9.8	←																																			
Serie		90.0																																			
Total		0.0																																			

<p>20 Skud</p> 	<table style="width:100%; border-collapse: collapse;"> <tr><td style="width:10%;">1:</td><td style="width:15%;">9.6</td><td style="width:10%; text-align: center;">↘</td></tr> <tr><td>2:</td><td>10.1</td><td style="text-align: center;">↗</td></tr> <tr><td>3:</td><td>9.6</td><td style="text-align: center;">↗</td></tr> <tr><td>4:</td><td>9.6</td><td style="text-align: center;">↗</td></tr> <tr><td>5:</td><td>9.4</td><td style="text-align: center;">←</td></tr> <tr><td>6:</td><td>10.1</td><td style="text-align: center;">↗</td></tr> <tr><td>7:</td><td>9.9</td><td style="text-align: center;">↓</td></tr> <tr><td>8:</td><td>9.4</td><td style="text-align: center;">←</td></tr> <tr><td>9:</td><td>8.8</td><td style="text-align: center;">↘</td></tr> <tr><td>10:</td><td>*10.7</td><td style="text-align: center;">↘</td></tr> <tr style="border-top: 1px solid black;"><td colspan="2">Serie</td><td style="text-align: right;">92.0</td></tr> <tr><td colspan="2">Total</td><td style="text-align: right;">92.0</td></tr> </table>	1:	9.6	↘	2:	10.1	↗	3:	9.6	↗	4:	9.6	↗	5:	9.4	←	6:	10.1	↗	7:	9.9	↓	8:	9.4	←	9:	8.8	↘	10:	*10.7	↘	Serie		92.0	Total		92.0
1:	9.6	↘																																			
2:	10.1	↗																																			
3:	9.6	↗																																			
4:	9.6	↗																																			
5:	9.4	←																																			
6:	10.1	↗																																			
7:	9.9	↓																																			
8:	9.4	←																																			
9:	8.8	↘																																			
10:	*10.7	↘																																			
Serie		92.0																																			
Total		92.0																																			

<p>20 Skud</p> 	<table style="width:100%; border-collapse: collapse;"> <tr><td style="width:10%;">11:</td><td style="width:15%;">9.9</td><td style="width:10%; text-align: center;">↘</td></tr> <tr><td>12:</td><td>9.7</td><td style="text-align: center;">↗</td></tr> <tr><td>13:</td><td>9.5</td><td style="text-align: center;">↗</td></tr> <tr><td>14:</td><td>10.2</td><td style="text-align: center;">→</td></tr> <tr><td>15:</td><td>9.9</td><td style="text-align: center;">↙</td></tr> <tr><td>16:</td><td>9.8</td><td style="text-align: center;">↑</td></tr> <tr><td>17:</td><td>10.1</td><td style="text-align: center;">↗</td></tr> <tr><td>18:</td><td>9.6</td><td style="text-align: center;">↙</td></tr> <tr><td>19:</td><td>9.6</td><td style="text-align: center;">↙</td></tr> <tr><td>20:</td><td>10.3</td><td style="text-align: center;">↓</td></tr> <tr style="border-top: 1px solid black;"><td colspan="2">Serie</td><td style="text-align: right;">93.0</td></tr> <tr><td colspan="2">Total</td><td style="text-align: right;">185.0</td></tr> </table>	11:	9.9	↘	12:	9.7	↗	13:	9.5	↗	14:	10.2	→	15:	9.9	↙	16:	9.8	↑	17:	10.1	↗	18:	9.6	↙	19:	9.6	↙	20:	10.3	↓	Serie		93.0	Total		185.0
11:	9.9	↘																																			
12:	9.7	↗																																			
13:	9.5	↗																																			
14:	10.2	→																																			
15:	9.9	↙																																			
16:	9.8	↑																																			
17:	10.1	↗																																			
18:	9.6	↙																																			
19:	9.6	↙																																			
20:	10.3	↓																																			
Serie		93.0																																			
Total		185.0																																			

<p>Prøve</p>	<table style="width:100%; border-collapse: collapse;"> <tr><td style="text-align: right;">1:</td><td style="text-align: right;">9.2</td><td style="text-align: right;">↙</td></tr> <tr><td style="text-align: right;">2:</td><td style="text-align: right;">9.7</td><td style="text-align: right;">←</td></tr> <tr><td style="text-align: right;">3:</td><td style="text-align: right;">9.0</td><td style="text-align: right;">←</td></tr> <tr><td style="text-align: right;">4:</td><td style="text-align: right;">9.3</td><td style="text-align: right;">↗</td></tr> <tr><td style="text-align: right;">5:</td><td style="text-align: right;">9.9</td><td style="text-align: right;">←</td></tr> </table> <table border="1" style="width:100%; border-collapse: collapse; margin-top: 5px;"> <tr> <td style="width:80%;">Serie</td> <td style="text-align: right;">45.0</td> </tr> <tr> <td>Total</td> <td style="text-align: right;">0.0</td> </tr> </table>	1:	9.2	↙	2:	9.7	←	3:	9.0	←	4:	9.3	↗	5:	9.9	←	Serie	45.0	Total	0.0
1:	9.2	↙																		
2:	9.7	←																		
3:	9.0	←																		
4:	9.3	↗																		
5:	9.9	←																		
Serie	45.0																			
Total	0.0																			

<p>20 Skud</p>	<table style="width:100%; border-collapse: collapse;"> <tr><td style="text-align: right;">1:</td><td style="text-align: right;">9.7</td><td style="text-align: right;">↗</td></tr> <tr><td style="text-align: right;">2:</td><td style="text-align: right;">10.0</td><td style="text-align: right;">↘</td></tr> <tr><td style="text-align: right;">3:</td><td style="text-align: right;">10.1</td><td style="text-align: right;">↗</td></tr> <tr><td style="text-align: right;">4:</td><td style="text-align: right;">9.8</td><td style="text-align: right;">←</td></tr> <tr><td style="text-align: right;">5:</td><td style="text-align: right;">10.4</td><td style="text-align: right;">←</td></tr> <tr><td style="text-align: right;">6:</td><td style="text-align: right;">10.0</td><td style="text-align: right;">←</td></tr> <tr><td style="text-align: right;">7:</td><td style="text-align: right;">10.4</td><td style="text-align: right;">←</td></tr> <tr><td style="text-align: right;">8:</td><td style="text-align: right;">*10.7</td><td style="text-align: right;">↑</td></tr> <tr><td style="text-align: right;">9:</td><td style="text-align: right;">9.8</td><td style="text-align: right;">↙</td></tr> <tr><td style="text-align: right;">10:</td><td style="text-align: right;">9.6</td><td style="text-align: right;">↘</td></tr> </table> <table border="1" style="width:100%; border-collapse: collapse; margin-top: 5px;"> <tr> <td style="width:80%;">Serie</td> <td style="text-align: right;">96.0</td> </tr> <tr> <td>Total</td> <td style="text-align: right;">96.0</td> </tr> </table>	1:	9.7	↗	2:	10.0	↘	3:	10.1	↗	4:	9.8	←	5:	10.4	←	6:	10.0	←	7:	10.4	←	8:	*10.7	↑	9:	9.8	↙	10:	9.6	↘	Serie	96.0	Total	96.0
1:	9.7	↗																																	
2:	10.0	↘																																	
3:	10.1	↗																																	
4:	9.8	←																																	
5:	10.4	←																																	
6:	10.0	←																																	
7:	10.4	←																																	
8:	*10.7	↑																																	
9:	9.8	↙																																	
10:	9.6	↘																																	
Serie	96.0																																		
Total	96.0																																		

<p>20 Skud</p>	<table style="width:100%; border-collapse: collapse;"> <tr><td style="text-align: right;">11:</td><td style="text-align: right;">10.0</td><td style="text-align: right;">←</td></tr> <tr><td style="text-align: right;">12:</td><td style="text-align: right;">10.0</td><td style="text-align: right;">↗</td></tr> <tr><td style="text-align: right;">13:</td><td style="text-align: right;">9.5</td><td style="text-align: right;">←</td></tr> <tr><td style="text-align: right;">14:</td><td style="text-align: right;">*10.7</td><td style="text-align: right;">←</td></tr> <tr><td style="text-align: right;">15:</td><td style="text-align: right;">9.9</td><td style="text-align: right;">→</td></tr> <tr><td style="text-align: right;">16:</td><td style="text-align: right;">9.8</td><td style="text-align: right;">→</td></tr> <tr><td style="text-align: right;">17:</td><td style="text-align: right;">10.1</td><td style="text-align: right;">↗</td></tr> <tr><td style="text-align: right;">18:</td><td style="text-align: right;">9.8</td><td style="text-align: right;">↙</td></tr> <tr><td style="text-align: right;">19:</td><td style="text-align: right;">10.1</td><td style="text-align: right;">→</td></tr> <tr><td style="text-align: right;">20:</td><td style="text-align: right;">10.1</td><td style="text-align: right;">↗</td></tr> </table> <table border="1" style="width:100%; border-collapse: collapse; margin-top: 5px;"> <tr> <td style="width:80%;">Serie</td> <td style="text-align: right;">96.0</td> </tr> <tr> <td>Total</td> <td style="text-align: right;">192.0</td> </tr> </table>	11:	10.0	←	12:	10.0	↗	13:	9.5	←	14:	*10.7	←	15:	9.9	→	16:	9.8	→	17:	10.1	↗	18:	9.8	↙	19:	10.1	→	20:	10.1	↗	Serie	96.0	Total	192.0
11:	10.0	←																																	
12:	10.0	↗																																	
13:	9.5	←																																	
14:	*10.7	←																																	
15:	9.9	→																																	
16:	9.8	→																																	
17:	10.1	↗																																	
18:	9.8	↙																																	
19:	10.1	→																																	
20:	10.1	↗																																	
Serie	96.0																																		
Total	192.0																																		

Hold
26

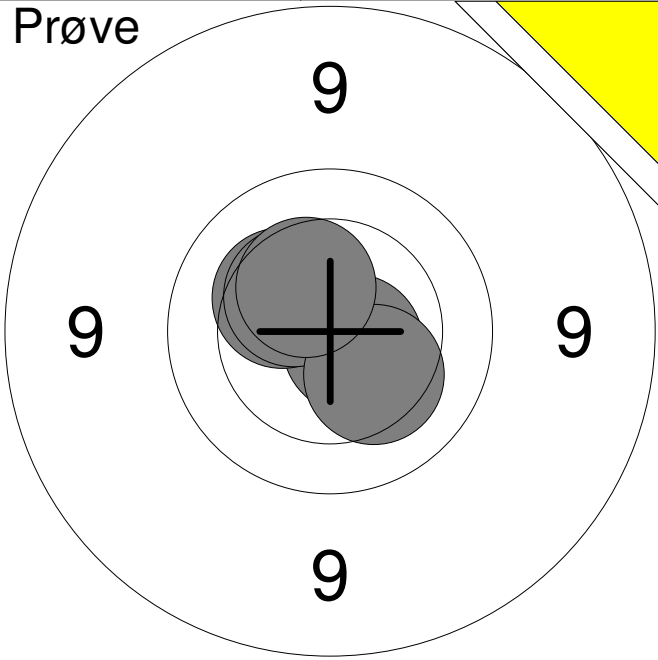
Skive
12

Christian Frost

Aalborg Skyttekreds

ÅK1

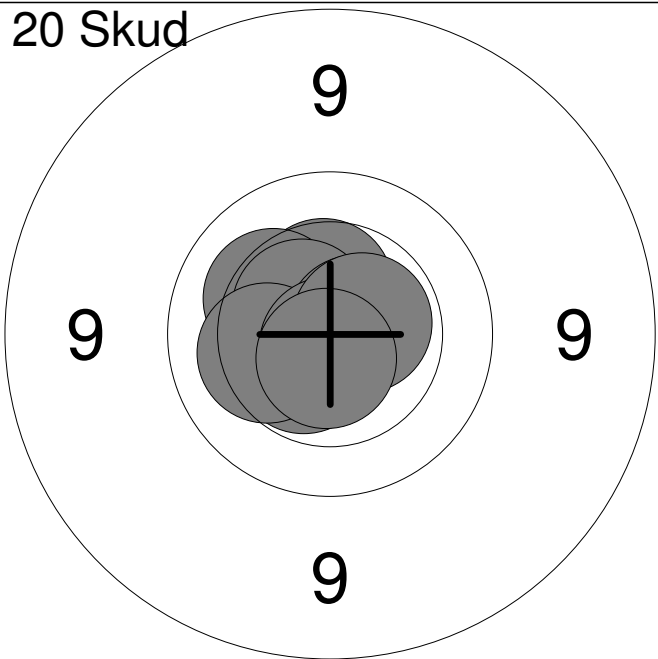
Prøve



1:	*10.7	↘
2:	10.3	↗
3:	10.4	↗
4:	10.3	↘
5:	10.4	↗

Serie	50.0
Total	0.0

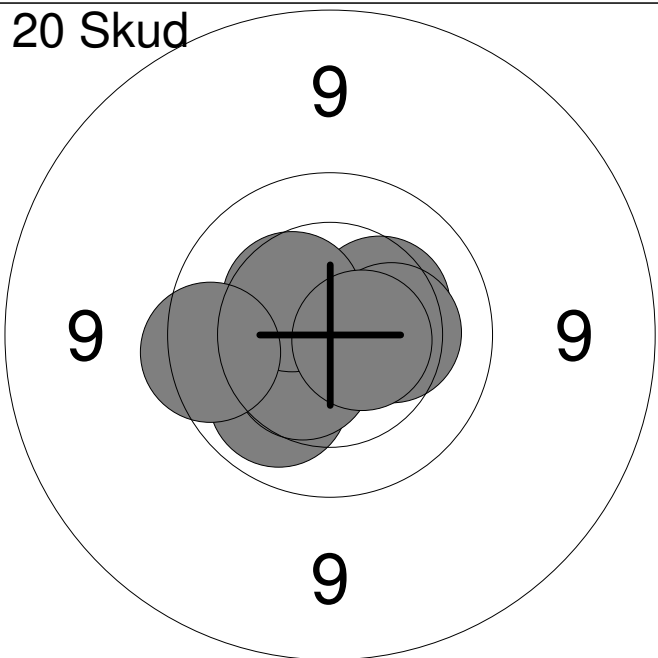
20 Skud



1:	*10.5	↙
2:	*10.8	↑
3:	10.5	↑
4:	10.2	↗
5:	*10.5	↗
6:	*10.7	→
7:	10.2	←
8:	*10.8	↓
9:	*10.6	→
10:	*10.7	↓

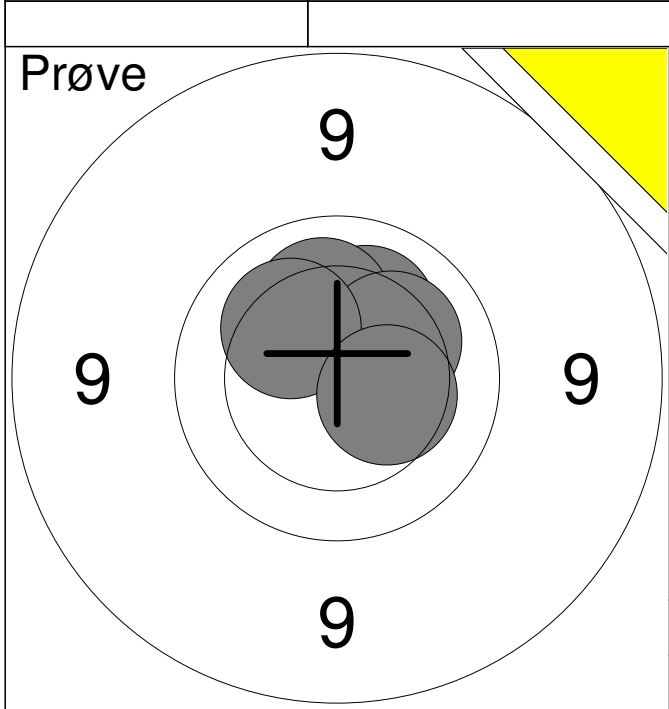
Serie	100.0
Total	100.0

20 Skud

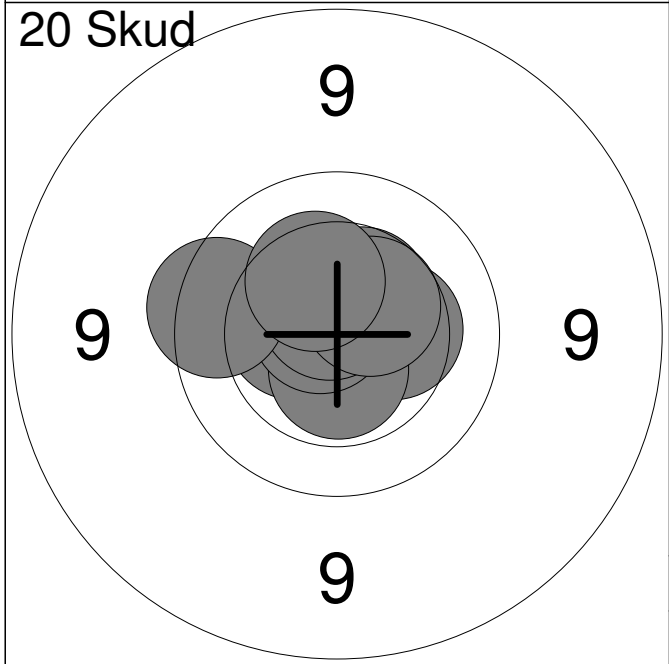


11:	10.1	↙
12:	*10.6	→
13:	*10.9	↓
14:	*10.9	↓
15:	10.3	↗
16:	10.3	→
17:	10.5	↙
18:	10.4	↗
19:	9.8	←
20:	*10.6	→

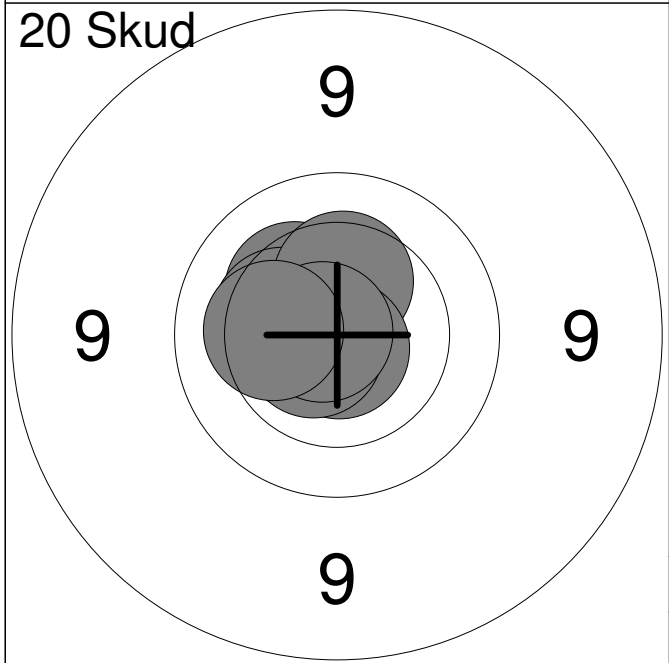
Serie	99.0
Total	199.0



1:	10.2	↗
2:	10.2	↑
3:	10.2	↗
4:	10.2	↗
5:	10.4	↘
Serie		50.0
Total		0.0



1:	*10.5	←
2:	10.3	→
3:	10.5	↑
4:	10.5	↗
5:	*10.6	↓
6:	*10.7	↗
7:	*10.7	↑
8:	10.5	↗
9:	9.8	←
10:	10.3	↗
Serie		99.0
Total		99.0



11:	10.3	↗
12:	*10.8	←
13:	*10.9	←
14:	10.3	↗
15:	*10.5	←
16:	10.4	↑
17:	*10.8	↓
18:	*10.7	↖
19:	*10.8	↖
20:	10.3	←
Serie		100.0
Total		199.0

Hold
27

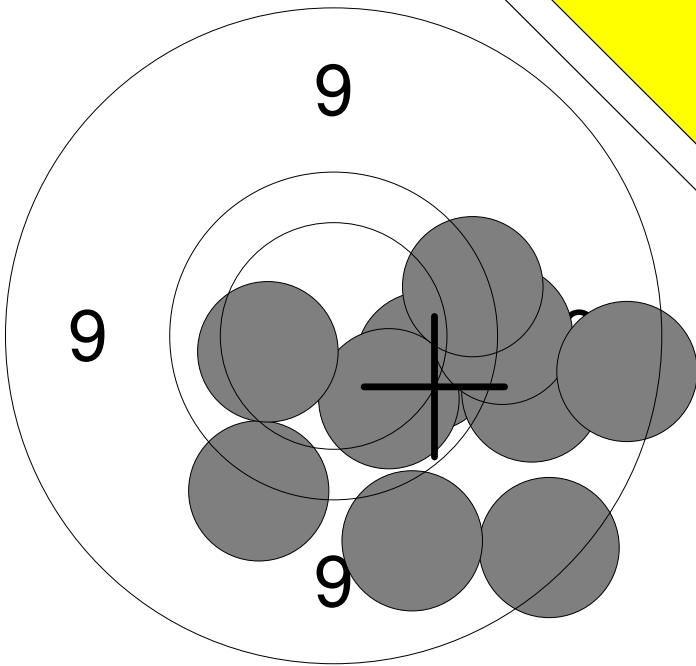
Skive
2

Brian Rovsing Pedersen

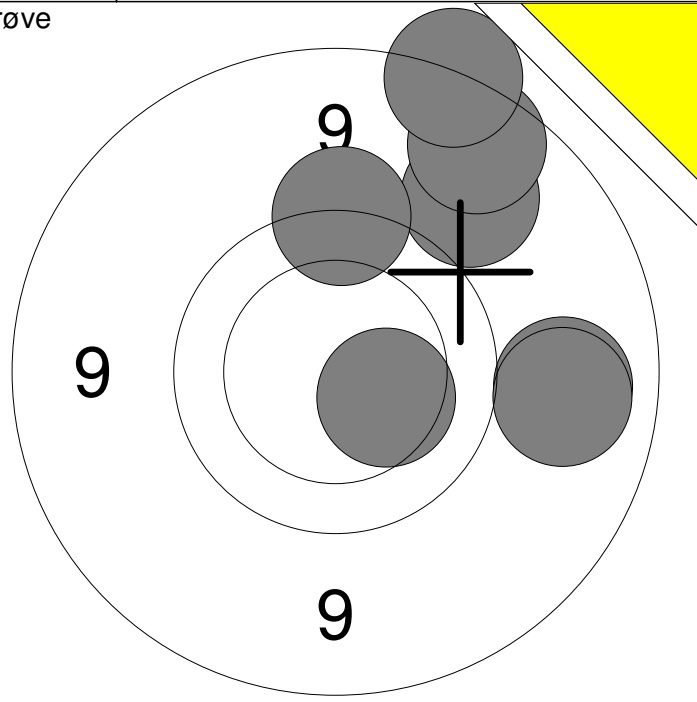
Vadum Skf.

MÅ3

Prøve



Prøve



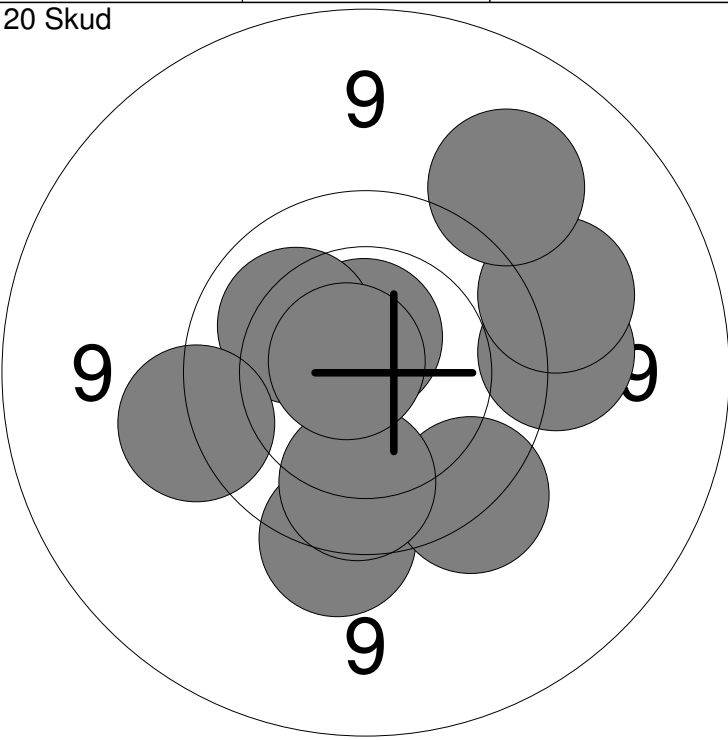
1: 9.9 →	6: 9.5 →
2: 8.8 ↓	7: 8.8 →
3: 9.3 ↓	8: 9.5 ↓
4: 9.2 ↓	9: 10.2 ←
5: 10.1 ↓	10: 9.6 →

Serie	90.0
Total	0.0

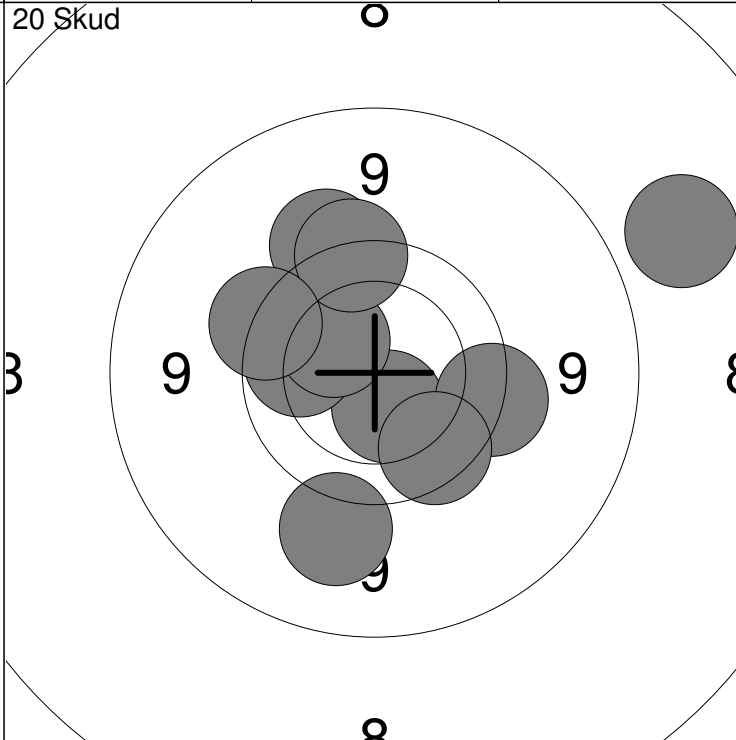
11: 9.1 →	16: 9.6 ↑
12: 9.2 ↗	17: 10.3 ↘
13: 8.9 ↗	
14: 8.7 ↗	
15: 9.1 →	

Serie	62.0
Total	0.0

20 Skud



20 Skud



1: *10.6 ↑	6: 10.1 ↗
2: 9.6 ↓	7: 9.9 ↓
3: 9.6 ↓	8: *10.7 ↗
4: 9.5 →	9: 9.5 ←
5: 9.4 ↗	10: 9.2 ↗

Serie	93.0
Total	93.0

11: 10.5 ↓	16: 8.3 →
12: 9.5 ↗	17: 10.3 ↗
13: 10.0 ←	18: 9.6 ↑
14: 9.3 ↓	19: 9.6 ↗
15: 9.6 →	20: 9.8 ↓

Serie	92.0
Total	185.0

Hold
27

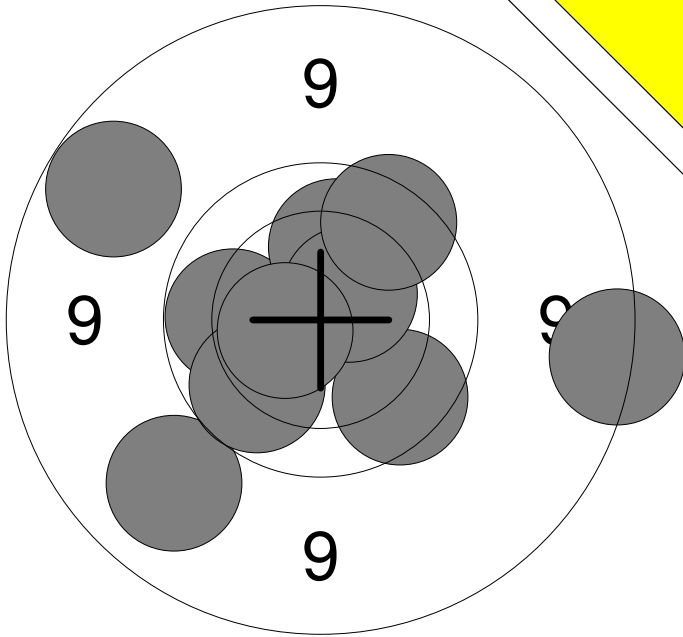
Skive
3

Egon Østergaard

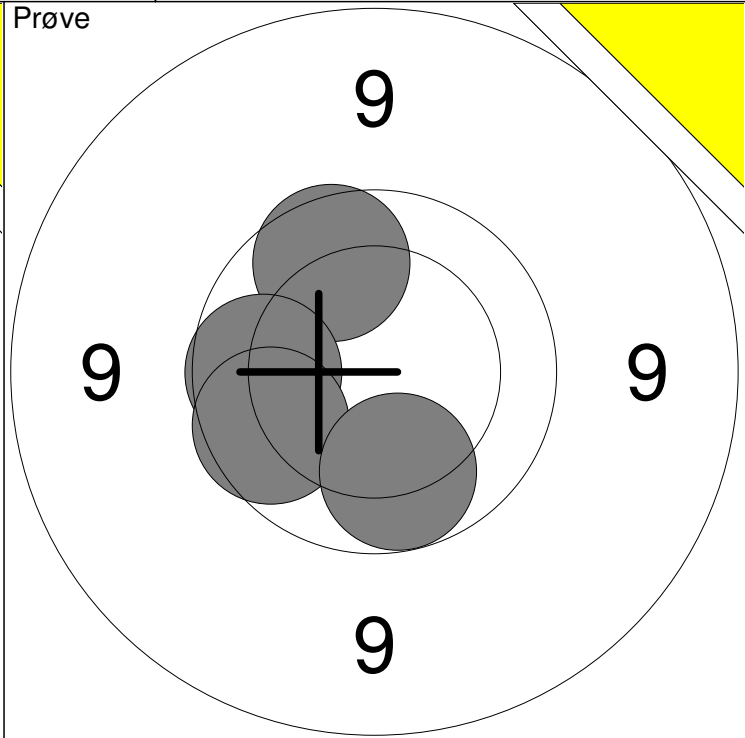
Vester Han Herred Skytteforening2

2

Prøve



Prøve



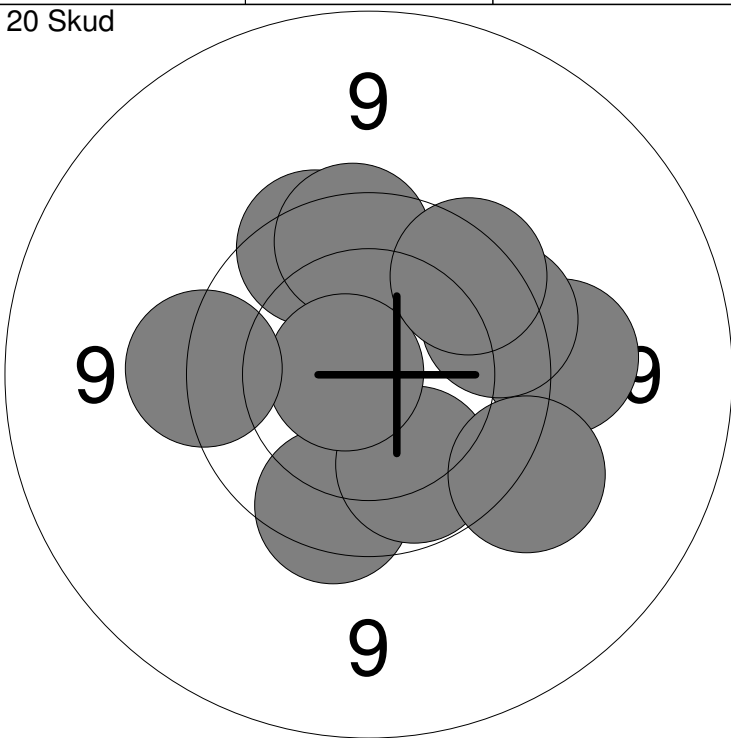
1: 9.1 ↙	6: 9.9 ↙
2: 9.0 ↖	7: *10.5 ↗
3: 10.0 ←	8: 8.7 →
4: 9.8 ↘	9: *10.5 ←
5: 10.1 ↑	10: 9.8 ↗

Serie	93.0
Total	0.0

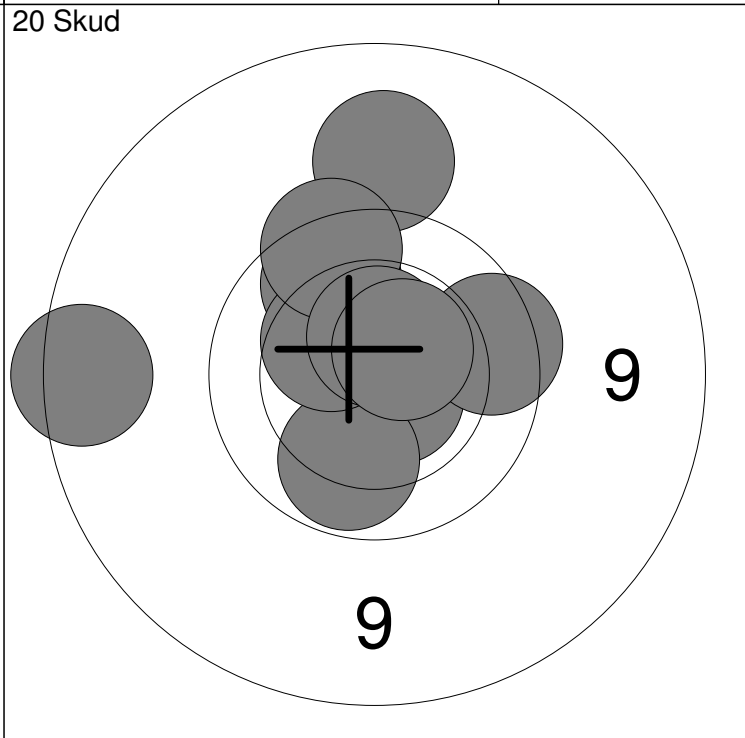
11: 9.9 ↗
12: 9.9 ←
13: 9.9 ↙
14: 10.0 ↓

Serie	37.0
Total	0.0

20 Skud



20 Skud

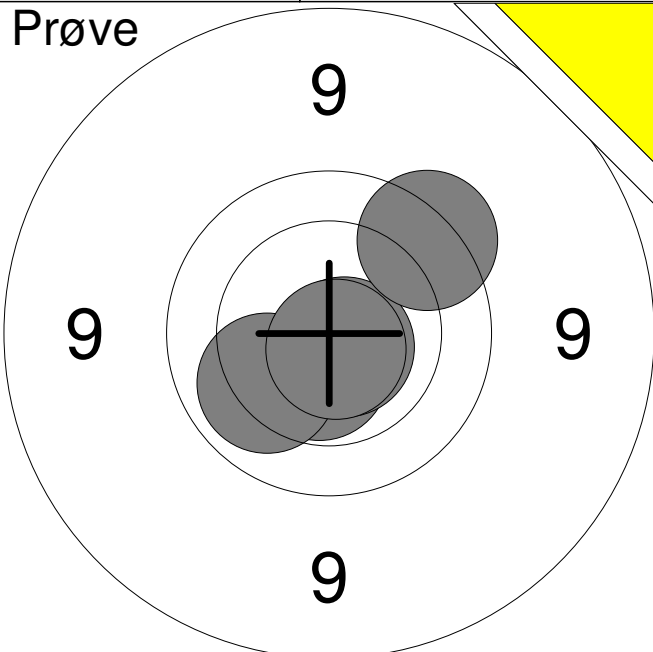


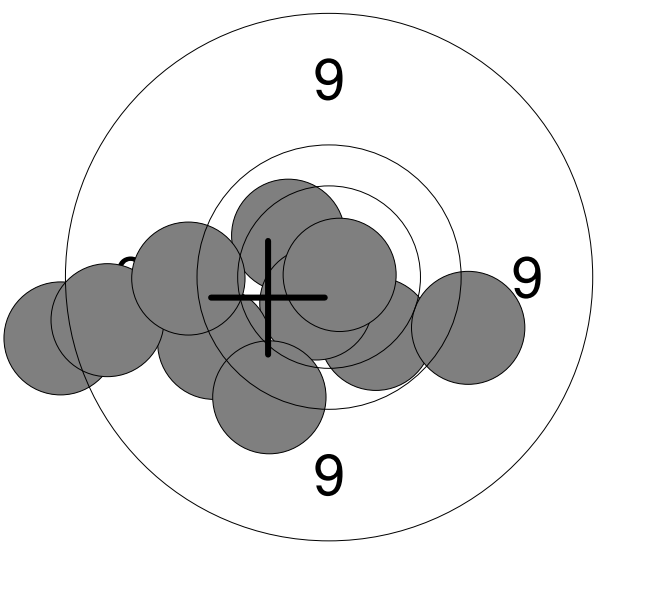
1: 9.5 →	6: 9.8 ↑
2: 9.8 ↓	7: *10.7 ←
3: 9.7 ↗	8: 9.6 ←
4: 10.0 ↓	9: 9.5 ↘
5: 9.8 ↗	10: 9.7 ↗

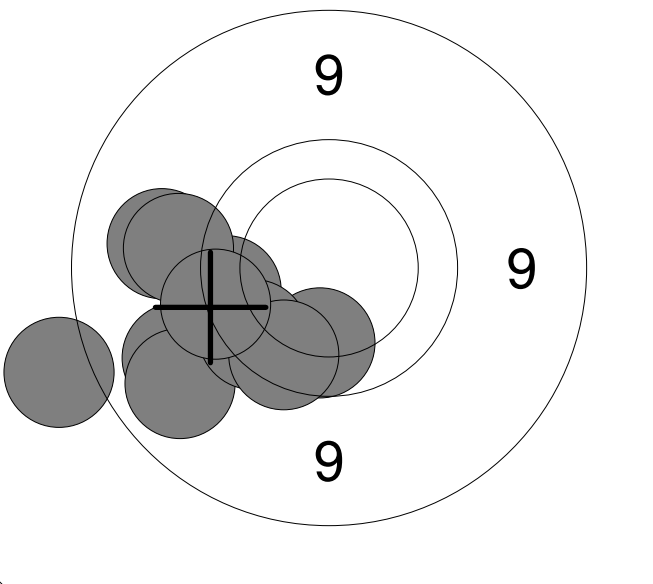
Serie	92.0
Total	92.0

11: *10.7 ↘	16: 9.8 →
12: 10.0 ↓	17: 8.8 ←
13: 9.2 ↑	18: 9.7 ↗
14: 9.9 ↗	19: *10.5 ↑
15: 10.4 ↙	20: *10.6 ↗

Serie	94.0
Total	186.0

<p>Prøve</p> 	<table style="width:100%; border-collapse: collapse;"> <tr><td style="width:10%;">1:</td><td style="width:40%;">*10.5</td><td style="width:50%; text-align: right;">↓</td></tr> <tr><td>2:</td><td>10.1</td><td style="text-align: right;">↙</td></tr> <tr><td>3:</td><td>*10.7</td><td style="text-align: right;">↓</td></tr> <tr><td>4:</td><td>9.7</td><td style="text-align: right;">↗</td></tr> <tr><td>5:</td><td>*10.8</td><td style="text-align: right;">↓</td></tr> </table> <table border="1" style="width:100%; border-collapse: collapse; margin-top: 10px;"> <tr> <td style="width:80%;">Serie</td> <td style="text-align: right;">49.0</td> </tr> <tr> <td>Total</td> <td style="text-align: right;">0.0</td> </tr> </table>	1:	*10.5	↓	2:	10.1	↙	3:	*10.7	↓	4:	9.7	↗	5:	*10.8	↓	Serie	49.0	Total	0.0
1:	*10.5	↓																		
2:	10.1	↙																		
3:	*10.7	↓																		
4:	9.7	↗																		
5:	*10.8	↓																		
Serie	49.0																			
Total	0.0																			

<p>20 Skud</p> 	<table style="width:100%; border-collapse: collapse;"> <tr><td style="width:10%;">1:</td><td style="width:40%;">10.0</td><td style="width:50%; text-align: right;">↓</td></tr> <tr><td>2:</td><td>10.2</td><td style="text-align: right;">↗</td></tr> <tr><td>3:</td><td>*10.6</td><td style="text-align: right;">↓</td></tr> <tr><td>4:</td><td>9.5</td><td style="text-align: right;">↙</td></tr> <tr><td>5:</td><td>8.6</td><td style="text-align: right;">↙</td></tr> <tr><td>6:</td><td>8.9</td><td style="text-align: right;">↙</td></tr> <tr><td>7:</td><td>9.5</td><td style="text-align: right;">↓</td></tr> <tr><td>8:</td><td>*10.8</td><td style="text-align: right;">→</td></tr> <tr><td>9:</td><td>9.5</td><td style="text-align: right;">↙</td></tr> <tr><td>10:</td><td>9.4</td><td style="text-align: right;">→</td></tr> </table> <table border="1" style="width:100%; border-collapse: collapse; margin-top: 10px;"> <tr> <td style="width:80%;">Serie</td> <td style="text-align: right;">92.0</td> </tr> <tr> <td>Total</td> <td style="text-align: right;">92.0</td> </tr> </table>	1:	10.0	↓	2:	10.2	↗	3:	*10.6	↓	4:	9.5	↙	5:	8.6	↙	6:	8.9	↙	7:	9.5	↓	8:	*10.8	→	9:	9.5	↙	10:	9.4	→	Serie	92.0	Total	92.0
1:	10.0	↓																																	
2:	10.2	↗																																	
3:	*10.6	↓																																	
4:	9.5	↙																																	
5:	8.6	↙																																	
6:	8.9	↙																																	
7:	9.5	↓																																	
8:	*10.8	→																																	
9:	9.5	↙																																	
10:	9.4	→																																	
Serie	92.0																																		
Total	92.0																																		

<p>20 Skud</p> 	<table style="width:100%; border-collapse: collapse;"> <tr><td style="width:10%;">11:</td><td style="width:40%;">9.9</td><td style="width:50%; text-align: right;">↓</td></tr> <tr><td>12:</td><td>9.2</td><td style="text-align: right;">↙</td></tr> <tr><td>13:</td><td>9.1</td><td style="text-align: right;">↙</td></tr> <tr><td>14:</td><td>9.7</td><td style="text-align: right;">↙</td></tr> <tr><td>15:</td><td>9.2</td><td style="text-align: right;">↙</td></tr> <tr><td>16:</td><td>8.5</td><td style="text-align: right;">↙</td></tr> <tr><td>17:</td><td>9.7</td><td style="text-align: right;">↙</td></tr> <tr><td>18:</td><td>9.8</td><td style="text-align: right;">↓</td></tr> <tr><td>19:</td><td>9.3</td><td style="text-align: right;">↙</td></tr> <tr><td>20:</td><td>9.6</td><td style="text-align: right;">↙</td></tr> </table> <table border="1" style="width:100%; border-collapse: collapse; margin-top: 10px;"> <tr> <td style="width:80%;">Serie</td> <td style="text-align: right;">89.0</td> </tr> <tr> <td>Total</td> <td style="text-align: right;">181.0</td> </tr> </table>	11:	9.9	↓	12:	9.2	↙	13:	9.1	↙	14:	9.7	↙	15:	9.2	↙	16:	8.5	↙	17:	9.7	↙	18:	9.8	↓	19:	9.3	↙	20:	9.6	↙	Serie	89.0	Total	181.0
11:	9.9	↓																																	
12:	9.2	↙																																	
13:	9.1	↙																																	
14:	9.7	↙																																	
15:	9.2	↙																																	
16:	8.5	↙																																	
17:	9.7	↙																																	
18:	9.8	↓																																	
19:	9.3	↙																																	
20:	9.6	↙																																	
Serie	89.0																																		
Total	181.0																																		

Hold
27

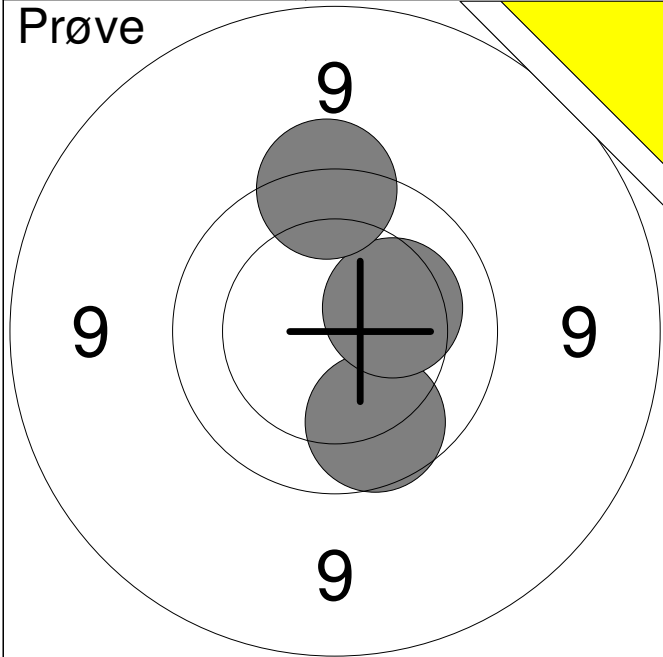
Skive
5

Andreas Lennø

Vadum Skf.

MJ2

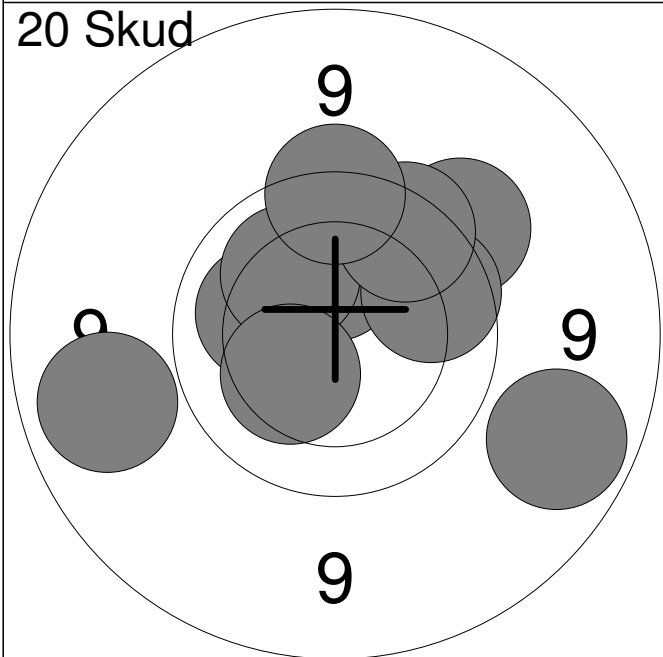
Prøve



1:	9.9	↘
2:	10.3	→
3:	9.6	↑

Serie	28.0
Total	0.0

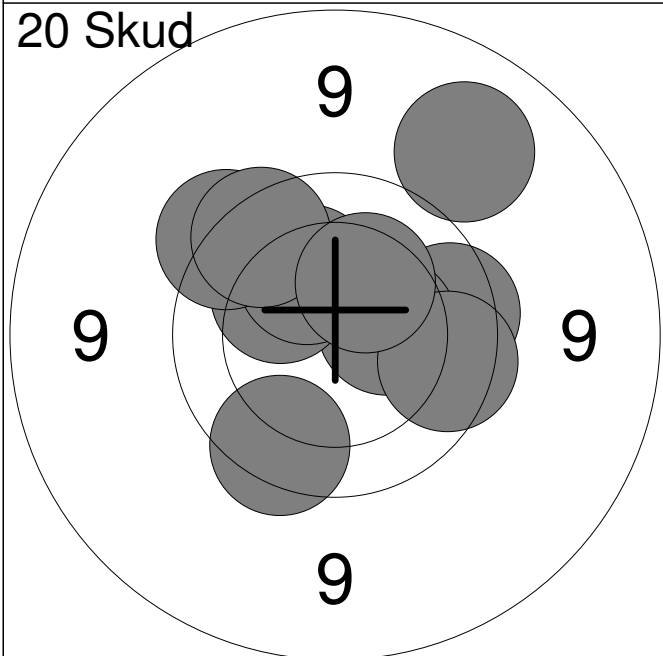
20 Skud



1:	10.2	←
2:	10.3	↑
3:	9.5	↗
4:	9.9	→
5:	10.1	↖
6:	9.8	↗
7:	9.1	←
8:	10.3	↙
9:	9.7	↑
10:	9.0	→

Serie	94.0
Total	94.0

20 Skud



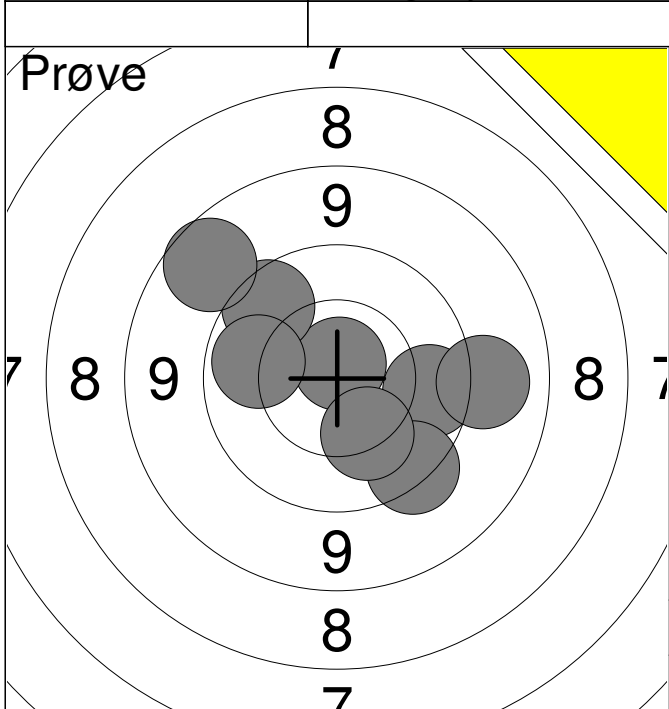
11:	9.8	→
12:	10.4	→
13:	9.1	↗
14:	10.2	↖
15:	10.2	↖
16:	9.6	↖
17:	9.8	↙
18:	9.8	→
19:	9.8	↗
20:	10.3	↗

Serie	94.0
Total	188.0

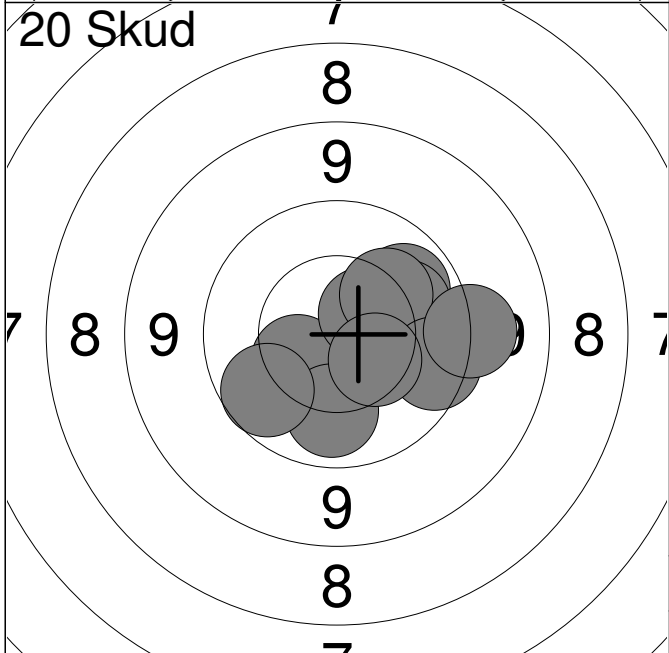
<p>Prøve</p>	<table style="width:100%; border-collapse: collapse;"> <tr><td style="text-align: right;">1:</td><td style="text-align: right;">10.1</td><td style="text-align: right;">→</td></tr> <tr><td style="text-align: right;">2:</td><td style="text-align: right;">9.7</td><td style="text-align: right;">→</td></tr> <tr><td style="text-align: right;">3:</td><td style="text-align: right;">*10.9</td><td style="text-align: right;">↓</td></tr> <tr><td style="text-align: right;">4:</td><td style="text-align: right;">10.1</td><td style="text-align: right;">←</td></tr> <tr><td style="text-align: right;">5:</td><td style="text-align: right;">9.7</td><td style="text-align: right;">←</td></tr> <tr><td style="text-align: right;">6:</td><td style="text-align: right;">9.5</td><td style="text-align: right;">←</td></tr> <tr><td style="text-align: right;">7:</td><td style="text-align: right;">9.8</td><td style="text-align: right;">↓</td></tr> <tr><td style="text-align: right;">8:</td><td style="text-align: right;">9.8</td><td style="text-align: right;">←</td></tr> <tr><td style="text-align: right;">9:</td><td style="text-align: right;">10.0</td><td style="text-align: right;">→</td></tr> <tr><td style="text-align: right;">10:</td><td style="text-align: right;">10.3</td><td style="text-align: right;">↗</td></tr> <tr><td colspan="2">Serie</td><td style="text-align: right;">95.0</td></tr> <tr><td colspan="2">Total</td><td style="text-align: right;">0.0</td></tr> </table>	1:	10.1	→	2:	9.7	→	3:	*10.9	↓	4:	10.1	←	5:	9.7	←	6:	9.5	←	7:	9.8	↓	8:	9.8	←	9:	10.0	→	10:	10.3	↗	Serie		95.0	Total		0.0
1:	10.1	→																																			
2:	9.7	→																																			
3:	*10.9	↓																																			
4:	10.1	←																																			
5:	9.7	←																																			
6:	9.5	←																																			
7:	9.8	↓																																			
8:	9.8	←																																			
9:	10.0	→																																			
10:	10.3	↗																																			
Serie		95.0																																			
Total		0.0																																			

<p>20 Skud</p>	<table style="width:100%; border-collapse: collapse;"> <tr><td style="text-align: right;">1:</td><td style="text-align: right;">10.2</td><td style="text-align: right;">→</td></tr> <tr><td style="text-align: right;">2:</td><td style="text-align: right;">*10.6</td><td style="text-align: right;">↑</td></tr> <tr><td style="text-align: right;">3:</td><td style="text-align: right;">10.0</td><td style="text-align: right;">↑</td></tr> <tr><td style="text-align: right;">4:</td><td style="text-align: right;">10.1</td><td style="text-align: right;">→</td></tr> <tr><td style="text-align: right;">5:</td><td style="text-align: right;">10.2</td><td style="text-align: right;">↓</td></tr> <tr><td style="text-align: right;">6:</td><td style="text-align: right;">10.4</td><td style="text-align: right;">↓</td></tr> <tr><td style="text-align: right;">7:</td><td style="text-align: right;">10.4</td><td style="text-align: right;">↗</td></tr> <tr><td style="text-align: right;">8:</td><td style="text-align: right;">9.8</td><td style="text-align: right;">↓</td></tr> <tr><td style="text-align: right;">9:</td><td style="text-align: right;">*10.8</td><td style="text-align: right;">↓</td></tr> <tr><td style="text-align: right;">10:</td><td style="text-align: right;">10.2</td><td style="text-align: right;">↙</td></tr> <tr><td colspan="2">Serie</td><td style="text-align: right;">99.0</td></tr> <tr><td colspan="2">Total</td><td style="text-align: right;">99.0</td></tr> </table>	1:	10.2	→	2:	*10.6	↑	3:	10.0	↑	4:	10.1	→	5:	10.2	↓	6:	10.4	↓	7:	10.4	↗	8:	9.8	↓	9:	*10.8	↓	10:	10.2	↙	Serie		99.0	Total		99.0
1:	10.2	→																																			
2:	*10.6	↑																																			
3:	10.0	↑																																			
4:	10.1	→																																			
5:	10.2	↓																																			
6:	10.4	↓																																			
7:	10.4	↗																																			
8:	9.8	↓																																			
9:	*10.8	↓																																			
10:	10.2	↙																																			
Serie		99.0																																			
Total		99.0																																			

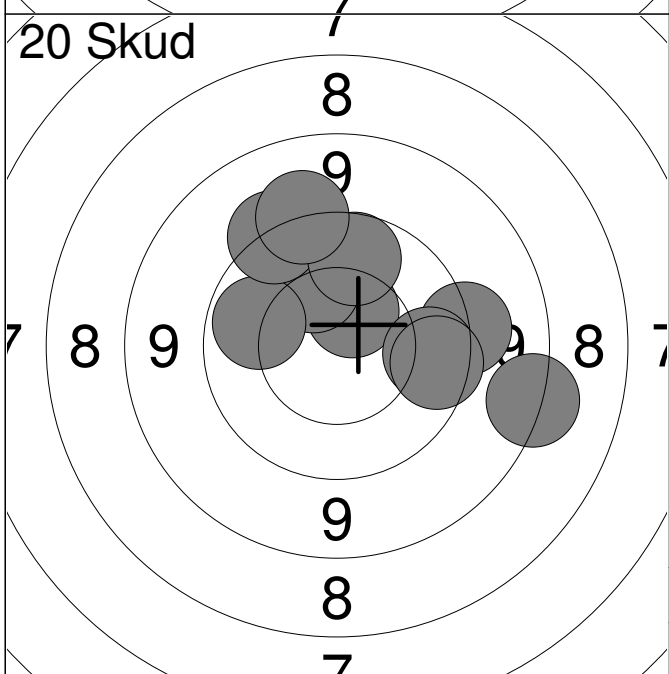
<p>20 Skud</p>	<table style="width:100%; border-collapse: collapse;"> <tr><td style="text-align: right;">11:</td><td style="text-align: right;">*10.7</td><td style="text-align: right;">↓</td></tr> <tr><td style="text-align: right;">12:</td><td style="text-align: right;">*10.5</td><td style="text-align: right;">↓</td></tr> <tr><td style="text-align: right;">13:</td><td style="text-align: right;">9.8</td><td style="text-align: right;">↗</td></tr> <tr><td style="text-align: right;">14:</td><td style="text-align: right;">9.7</td><td style="text-align: right;">↓</td></tr> <tr><td style="text-align: right;">15:</td><td style="text-align: right;">10.4</td><td style="text-align: right;">↗</td></tr> <tr><td style="text-align: right;">16:</td><td style="text-align: right;">10.1</td><td style="text-align: right;">↗</td></tr> <tr><td style="text-align: right;">17:</td><td style="text-align: right;">10.5</td><td style="text-align: right;">↑</td></tr> <tr><td style="text-align: right;">18:</td><td style="text-align: right;">9.8</td><td style="text-align: right;">→</td></tr> <tr><td style="text-align: right;">19:</td><td style="text-align: right;">10.2</td><td style="text-align: right;">↓</td></tr> <tr><td style="text-align: right;">20:</td><td style="text-align: right;">10.5</td><td style="text-align: right;">↑</td></tr> <tr><td colspan="2">Serie</td><td style="text-align: right;">97.0</td></tr> <tr><td colspan="2">Total</td><td style="text-align: right;">196.0</td></tr> </table>	11:	*10.7	↓	12:	*10.5	↓	13:	9.8	↗	14:	9.7	↓	15:	10.4	↗	16:	10.1	↗	17:	10.5	↑	18:	9.8	→	19:	10.2	↓	20:	10.5	↑	Serie		97.0	Total		196.0
11:	*10.7	↓																																			
12:	*10.5	↓																																			
13:	9.8	↗																																			
14:	9.7	↓																																			
15:	10.4	↗																																			
16:	10.1	↗																																			
17:	10.5	↑																																			
18:	9.8	→																																			
19:	10.2	↓																																			
20:	10.5	↑																																			
Serie		97.0																																			
Total		196.0																																			



1:	9.9	→
2:	9.2	→
3:	*10.8	↑
4:	9.8	↗
5:	10.0	←
6:	8.9	↖
7:	9.6	↘
8:	10.2	↙
Serie		74.0
Total		0.0



1:	10.4	↙
2:	10.1	↓
3:	9.9	↙
4:	10.0	↗
5:	10.1	→
6:	10.5	↗
7:	10.2	↗
8:	9.8	→
9:	10.4	↘
10:	9.4	→
Serie		97.0
Total		97.0



11:	9.4	→
12:	10.5	↑
13:	10.2	↗
14:	10.0	↖
15:	9.9	→
16:	8.5	↘
17:	9.5	↗
18:	9.8	→
19:	9.9	↑
20:	9.4	↑
Serie		92.0
Total		189.0

Hold
27

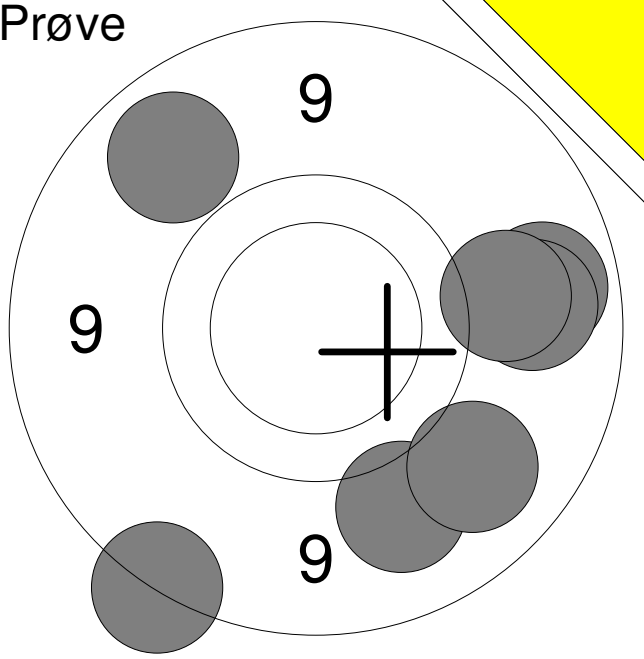
Skive
8

Anna-Maria Thierry Andersen

Vester Hassing Skf.

M3

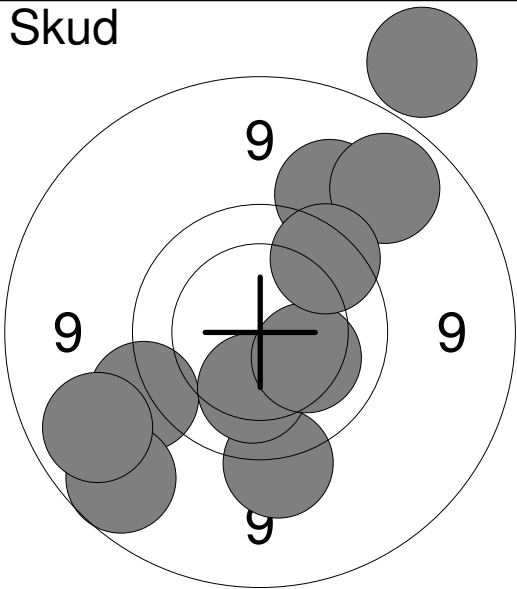
Prøve



1:	9.2	↘
2:	9.0	→
3:	9.1	→
4:	8.7	↘
5:	9.2	↘
6:	9.3	→
7:	9.1	↗

Serie	62.0
Total	0.0

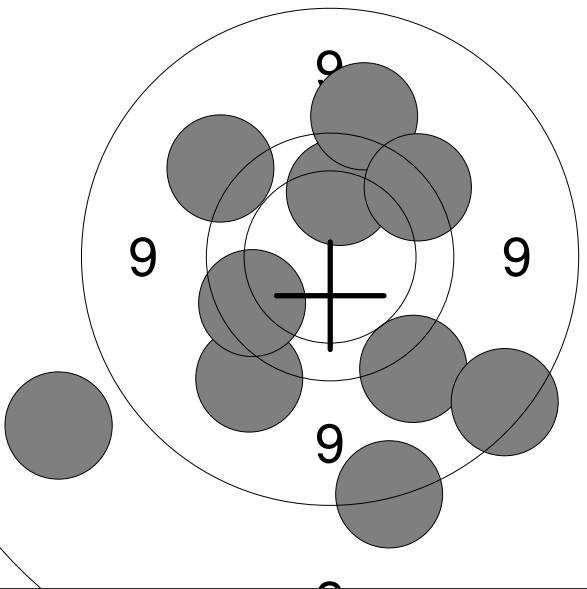
20 Skud



1:	9.5	↘
2:	9.5	↙
3:	8.9	↙
4:	9.0	↙
5:	10.2	↘
6:	9.3	↗
7:	9.0	↗
8:	10.2	→
9:	9.8	↗
10:	8.4	↗

Serie	90.0
Total	90.0

20 Skud



11:	9.3	↙
12:	10.0	↑
13:	9.4	↗
14:	9.4	↘
15:	9.8	↙
16:	8.7	↘
17:	8.3	↙
18:	9.4	↑
19:	9.6	↗
20:	8.8	↘

Serie	88.0
Total	178.0

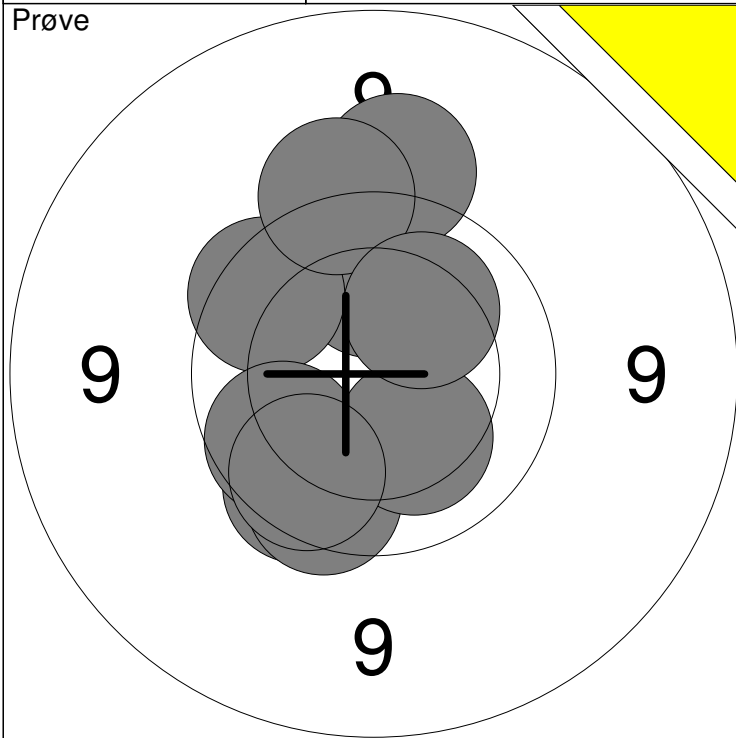
Hold
27Skive
9

Freja Møller Pedersen

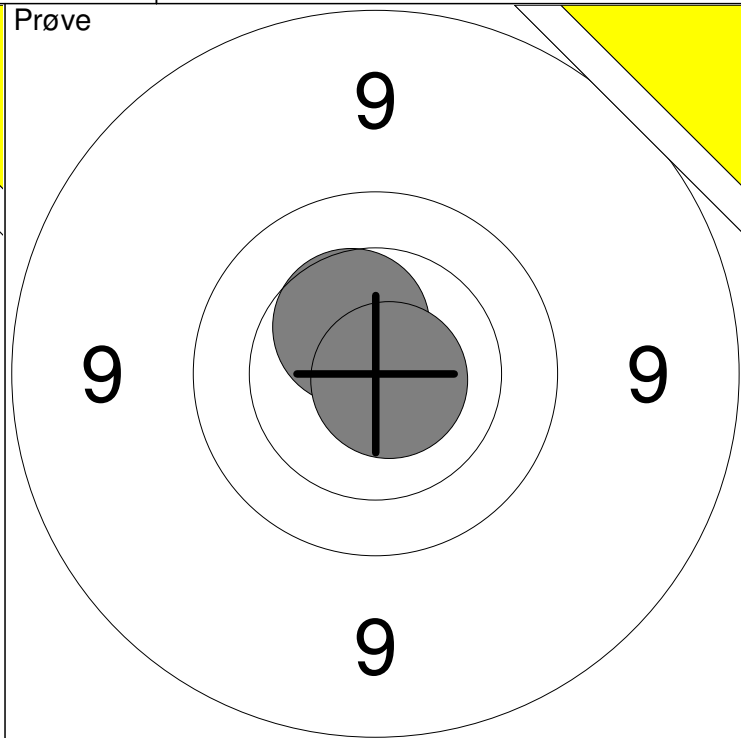
Vadum Skf.

MB2

Prøve



Prøve



1: 10.0 ↑
2: 9.8 ↖
3: 9.8 ↓
4: 9.9 ↙
5: 9.8 ↓

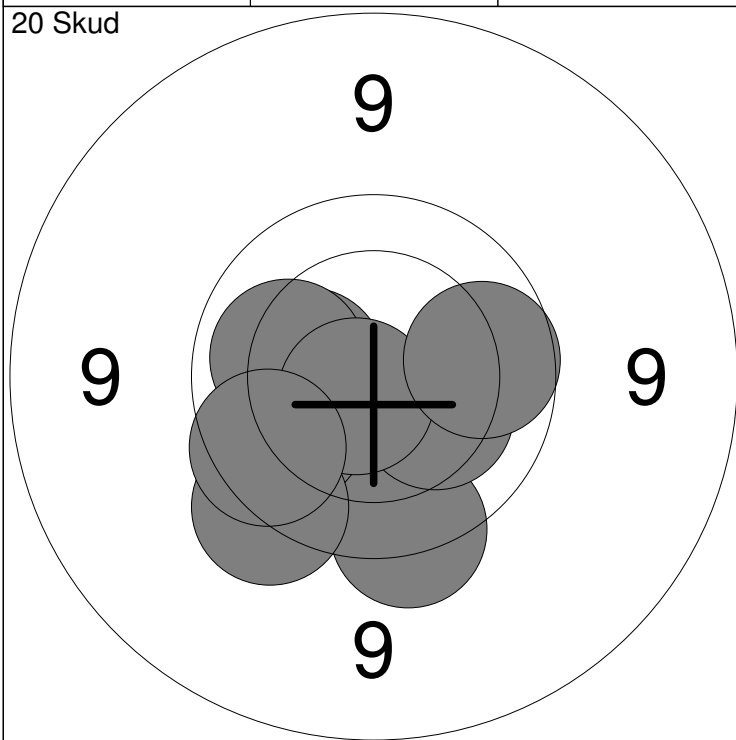
6: 10.2 ↓
7: 9.4 ↑
8: 9.5 ↑
9: 10.2 ↗
10: 9.9 ↓

Serie 93.0
Total 0.0

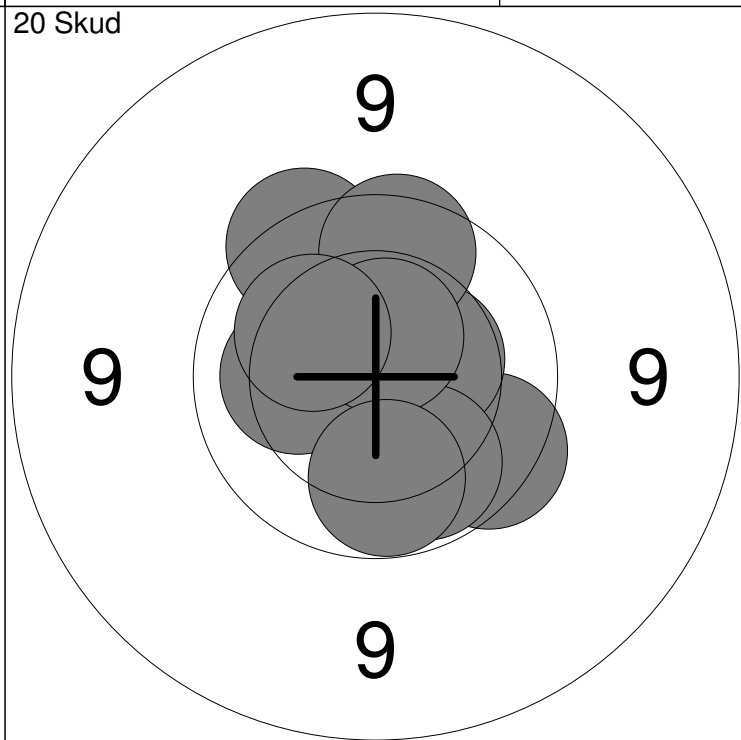
11: 10.4 ↗
12: *10.8 →

Serie 20.0
Total 0.0

20 Skud



20 Skud



1: *10.6 ↓
2: 10.2 ↙
3: 9.7 ↓
4: 10.3 ←
5: 10.3 →

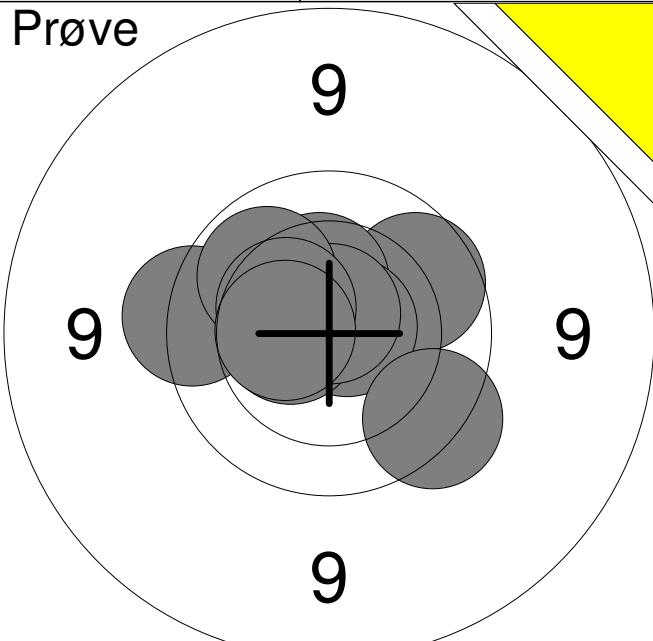
6: 10.1 ←
7: *10.7 ↓
8: 9.6 ↓
9: 9.8 ←
10: 9.9 →

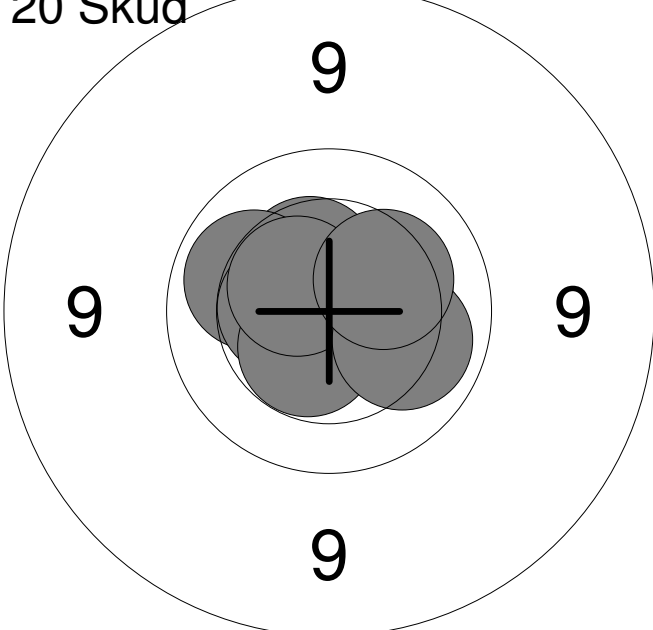
Serie 96.0
Total 96.0

11: 9.7 ↗
12: *10.6 ↓
13: 9.8 →
14: 10.2 ←
15: 10.4 →

16: 9.8 ↑
17: 10.0 ↓
18: *10.6 ↑
19: 10.0 ↓
20: 10.2 ↖

Serie 97.0
Total 193.0

<p>Prøve</p> 	<table style="width:100%; border-collapse: collapse;"> <tr><td style="text-align: right;">1:</td><td style="text-align: right;">9.9</td><td style="text-align: right;">↗</td></tr> <tr><td style="text-align: right;">2:</td><td style="text-align: right;">10.4</td><td style="text-align: right;">↑</td></tr> <tr><td style="text-align: right;">3:</td><td style="text-align: right;">*10.7</td><td style="text-align: right;">↗</td></tr> <tr><td style="text-align: right;">4:</td><td style="text-align: right;">*10.5</td><td style="text-align: right;">←</td></tr> <tr><td style="text-align: right;">5:</td><td style="text-align: right;">9.7</td><td style="text-align: right;">←</td></tr> <tr><td style="text-align: right;">6:</td><td style="text-align: right;">*10.7</td><td style="text-align: right;">↑</td></tr> <tr><td style="text-align: right;">7:</td><td style="text-align: right;">9.7</td><td style="text-align: right;">↘</td></tr> <tr><td style="text-align: right;">8:</td><td style="text-align: right;">10.0</td><td style="text-align: right;">↗</td></tr> <tr><td style="text-align: right;">9:</td><td style="text-align: right;">10.4</td><td style="text-align: right;">↗</td></tr> <tr><td style="text-align: right;">10:</td><td style="text-align: right;">10.5</td><td style="text-align: right;">←</td></tr> <tr><td colspan="2">Serie</td><td style="text-align: right;">97.0</td></tr> <tr><td colspan="2">Total</td><td style="text-align: right;">0.0</td></tr> </table>	1:	9.9	↗	2:	10.4	↑	3:	*10.7	↗	4:	*10.5	←	5:	9.7	←	6:	*10.7	↑	7:	9.7	↘	8:	10.0	↗	9:	10.4	↗	10:	10.5	←	Serie		97.0	Total		0.0
1:	9.9	↗																																			
2:	10.4	↑																																			
3:	*10.7	↗																																			
4:	*10.5	←																																			
5:	9.7	←																																			
6:	*10.7	↑																																			
7:	9.7	↘																																			
8:	10.0	↗																																			
9:	10.4	↗																																			
10:	10.5	←																																			
Serie		97.0																																			
Total		0.0																																			

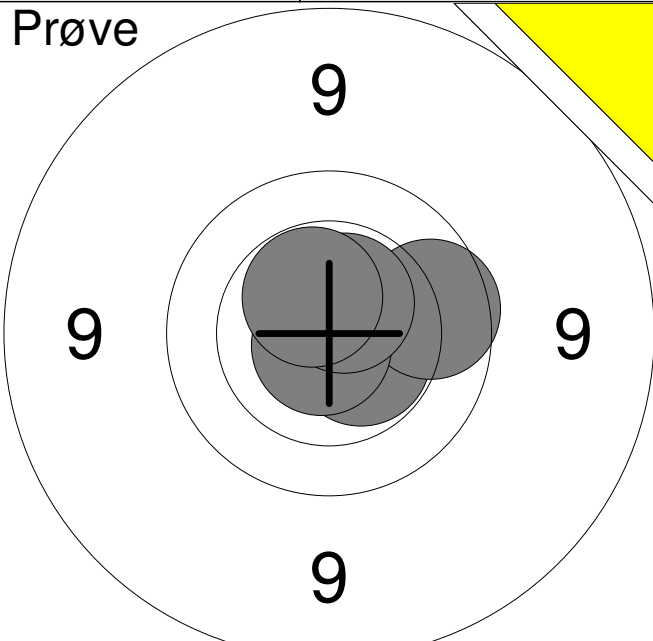
<p>20 Skud</p> 	<table style="width:100%; border-collapse: collapse;"> <tr><td style="text-align: right;">1:</td><td style="text-align: right;">10.3</td><td style="text-align: right;">↗</td></tr> <tr><td style="text-align: right;">2:</td><td style="text-align: right;">10.3</td><td style="text-align: right;">↗</td></tr> <tr><td style="text-align: right;">3:</td><td style="text-align: right;">10.4</td><td style="text-align: right;">↑</td></tr> <tr><td style="text-align: right;">4:</td><td style="text-align: right;">*10.6</td><td style="text-align: right;">↗</td></tr> <tr><td style="text-align: right;">5:</td><td style="text-align: right;">10.1</td><td style="text-align: right;">↗</td></tr> <tr><td style="text-align: right;">6:</td><td style="text-align: right;">*10.5</td><td style="text-align: right;">←</td></tr> <tr><td style="text-align: right;">7:</td><td style="text-align: right;">*10.5</td><td style="text-align: right;">↘</td></tr> <tr><td style="text-align: right;">8:</td><td style="text-align: right;">*10.5</td><td style="text-align: right;">↗</td></tr> <tr><td style="text-align: right;">9:</td><td style="text-align: right;">10.1</td><td style="text-align: right;">↗</td></tr> <tr><td style="text-align: right;">10:</td><td style="text-align: right;">10.3</td><td style="text-align: right;">↗</td></tr> <tr><td colspan="2">Serie</td><td style="text-align: right;">100.0</td></tr> <tr><td colspan="2">Total</td><td style="text-align: right;">100.0</td></tr> </table>	1:	10.3	↗	2:	10.3	↗	3:	10.4	↑	4:	*10.6	↗	5:	10.1	↗	6:	*10.5	←	7:	*10.5	↘	8:	*10.5	↗	9:	10.1	↗	10:	10.3	↗	Serie		100.0	Total		100.0
1:	10.3	↗																																			
2:	10.3	↗																																			
3:	10.4	↑																																			
4:	*10.6	↗																																			
5:	10.1	↗																																			
6:	*10.5	←																																			
7:	*10.5	↘																																			
8:	*10.5	↗																																			
9:	10.1	↗																																			
10:	10.3	↗																																			
Serie		100.0																																			
Total		100.0																																			

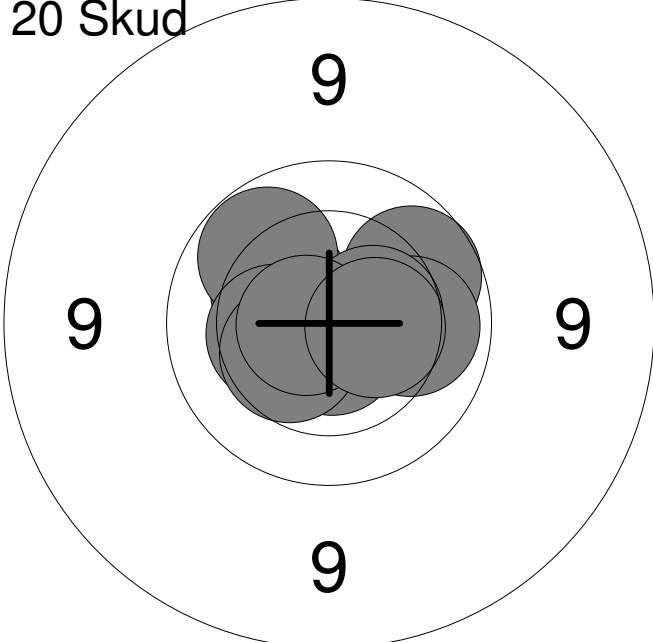
<p>20 Skud</p> 	<table style="width:100%; border-collapse: collapse;"> <tr><td style="text-align: right;">11:</td><td style="text-align: right;">9.6</td><td style="text-align: right;">←</td></tr> <tr><td style="text-align: right;">12:</td><td style="text-align: right;">9.9</td><td style="text-align: right;">←</td></tr> <tr><td style="text-align: right;">13:</td><td style="text-align: right;">9.7</td><td style="text-align: right;">←</td></tr> <tr><td style="text-align: right;">14:</td><td style="text-align: right;">10.0</td><td style="text-align: right;">↗</td></tr> <tr><td style="text-align: right;">15:</td><td style="text-align: right;">10.0</td><td style="text-align: right;">↗</td></tr> <tr><td style="text-align: right;">16:</td><td style="text-align: right;">10.3</td><td style="text-align: right;">↗</td></tr> <tr><td style="text-align: right;">17:</td><td style="text-align: right;">*10.5</td><td style="text-align: right;">↗</td></tr> <tr><td style="text-align: right;">18:</td><td style="text-align: right;">*10.8</td><td style="text-align: right;">↗</td></tr> <tr><td style="text-align: right;">19:</td><td style="text-align: right;">10.4</td><td style="text-align: right;">↗</td></tr> <tr><td style="text-align: right;">20:</td><td style="text-align: right;">9.7</td><td style="text-align: right;">↑</td></tr> <tr><td colspan="2">Serie</td><td style="text-align: right;">96.0</td></tr> <tr><td colspan="2">Total</td><td style="text-align: right;">196.0</td></tr> </table>	11:	9.6	←	12:	9.9	←	13:	9.7	←	14:	10.0	↗	15:	10.0	↗	16:	10.3	↗	17:	*10.5	↗	18:	*10.8	↗	19:	10.4	↗	20:	9.7	↑	Serie		96.0	Total		196.0
11:	9.6	←																																			
12:	9.9	←																																			
13:	9.7	←																																			
14:	10.0	↗																																			
15:	10.0	↗																																			
16:	10.3	↗																																			
17:	*10.5	↗																																			
18:	*10.8	↗																																			
19:	10.4	↗																																			
20:	9.7	↑																																			
Serie		96.0																																			
Total		196.0																																			

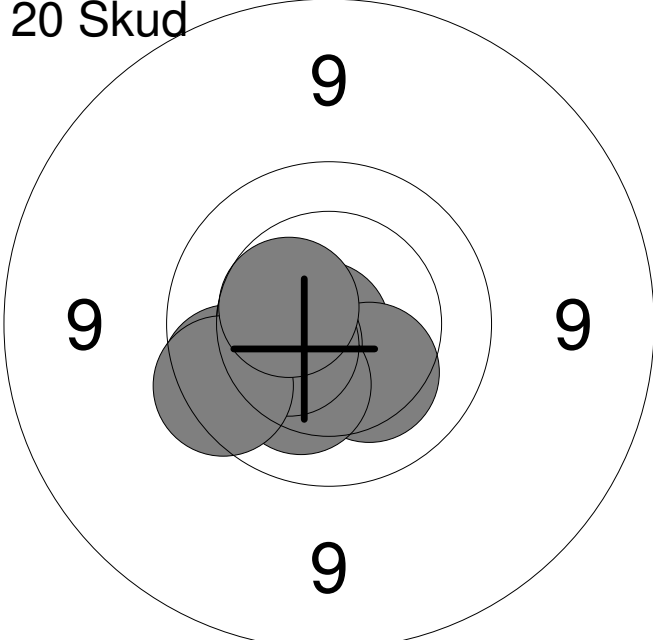
<p>Prøve</p>	<table style="width:100%; border-collapse: collapse;"> <tr><td style="width:10%;">1:</td><td style="width:10%;">9.5</td><td style="width:10%; text-align: right;">↓</td></tr> <tr><td>2:</td><td>7.7</td><td style="text-align: right;">↓</td></tr> <tr><td>3:</td><td>10.1</td><td style="text-align: right;">↙</td></tr> <tr><td>4:</td><td>10.0</td><td style="text-align: right;">→</td></tr> <tr><td>5:</td><td>9.9</td><td style="text-align: right;">↓</td></tr> <tr><td>6:</td><td>10.0</td><td style="text-align: right;">↑</td></tr> <tr><td>7:</td><td>10.6</td><td style="text-align: right;">↓</td></tr> <tr><td>8:</td><td>10.4</td><td style="text-align: right;">↗</td></tr> <tr><td>9:</td><td>*10.7</td><td style="text-align: right;">←</td></tr> </table> <table border="1" style="width:100%; border-collapse: collapse; margin-top: 5px;"> <tr> <td style="width:80%;">Serie</td> <td style="text-align: right;">85.0</td> </tr> <tr> <td>Total</td> <td style="text-align: right;">0.0</td> </tr> </table>	1:	9.5	↓	2:	7.7	↓	3:	10.1	↙	4:	10.0	→	5:	9.9	↓	6:	10.0	↑	7:	10.6	↓	8:	10.4	↗	9:	*10.7	←	Serie	85.0	Total	0.0
1:	9.5	↓																														
2:	7.7	↓																														
3:	10.1	↙																														
4:	10.0	→																														
5:	9.9	↓																														
6:	10.0	↑																														
7:	10.6	↓																														
8:	10.4	↗																														
9:	*10.7	←																														
Serie	85.0																															
Total	0.0																															

<p>20 Skud</p>	<table style="width:100%; border-collapse: collapse;"> <tr><td style="width:10%;">1:</td><td style="width:10%;">10.2</td><td style="width:10%; text-align: right;">↑</td></tr> <tr><td>2:</td><td>9.2</td><td style="text-align: right;">↗</td></tr> <tr><td>3:</td><td>10.6</td><td style="text-align: right;">↓</td></tr> <tr><td>4:</td><td>10.0</td><td style="text-align: right;">↗</td></tr> <tr><td>5:</td><td>10.0</td><td style="text-align: right;">←</td></tr> <tr><td>6:</td><td>10.4</td><td style="text-align: right;">→</td></tr> <tr><td>7:</td><td>10.1</td><td style="text-align: right;">↓</td></tr> <tr><td>8:</td><td>10.3</td><td style="text-align: right;">↗</td></tr> <tr><td>9:</td><td>10.2</td><td style="text-align: right;">←</td></tr> <tr><td>10:</td><td>10.5</td><td style="text-align: right;">↓</td></tr> </table> <table border="1" style="width:100%; border-collapse: collapse; margin-top: 5px;"> <tr> <td style="width:80%;">Serie</td> <td style="text-align: right;">99.0</td> </tr> <tr> <td>Total</td> <td style="text-align: right;">99.0</td> </tr> </table>	1:	10.2	↑	2:	9.2	↗	3:	10.6	↓	4:	10.0	↗	5:	10.0	←	6:	10.4	→	7:	10.1	↓	8:	10.3	↗	9:	10.2	←	10:	10.5	↓	Serie	99.0	Total	99.0
1:	10.2	↑																																	
2:	9.2	↗																																	
3:	10.6	↓																																	
4:	10.0	↗																																	
5:	10.0	←																																	
6:	10.4	→																																	
7:	10.1	↓																																	
8:	10.3	↗																																	
9:	10.2	←																																	
10:	10.5	↓																																	
Serie	99.0																																		
Total	99.0																																		

<p>20 Skud</p>	<table style="width:100%; border-collapse: collapse;"> <tr><td style="width:10%;">11:</td><td style="width:10%;">10.4</td><td style="width:10%; text-align: right;">↓</td></tr> <tr><td>12:</td><td>9.9</td><td style="text-align: right;">→</td></tr> <tr><td>13:</td><td>*10.8</td><td style="text-align: right;">↗</td></tr> <tr><td>14:</td><td>*10.8</td><td style="text-align: right;">←</td></tr> <tr><td>15:</td><td>*10.8</td><td style="text-align: right;">↓</td></tr> <tr><td>16:</td><td>*10.7</td><td style="text-align: right;">↗</td></tr> <tr><td>17:</td><td>10.2</td><td style="text-align: right;">→</td></tr> <tr><td>18:</td><td>10.5</td><td style="text-align: right;">↗</td></tr> <tr><td>19:</td><td>9.9</td><td style="text-align: right;">→</td></tr> <tr><td>20:</td><td>*10.7</td><td style="text-align: right;">↓</td></tr> </table> <table border="1" style="width:100%; border-collapse: collapse; margin-top: 5px;"> <tr> <td style="width:80%;">Serie</td> <td style="text-align: right;">98.0</td> </tr> <tr> <td>Total</td> <td style="text-align: right;">197.0</td> </tr> </table>	11:	10.4	↓	12:	9.9	→	13:	*10.8	↗	14:	*10.8	←	15:	*10.8	↓	16:	*10.7	↗	17:	10.2	→	18:	10.5	↗	19:	9.9	→	20:	*10.7	↓	Serie	98.0	Total	197.0
11:	10.4	↓																																	
12:	9.9	→																																	
13:	*10.8	↗																																	
14:	*10.8	←																																	
15:	*10.8	↓																																	
16:	*10.7	↗																																	
17:	10.2	→																																	
18:	10.5	↗																																	
19:	9.9	→																																	
20:	*10.7	↓																																	
Serie	98.0																																		
Total	197.0																																		

<p>Prøve</p> 	<table style="width:100%; border-collapse: collapse;"> <tr><td style="width:10%;">1:</td><td style="width:70%;">*10.5</td><td style="width:20%; text-align: right;">↘</td></tr> <tr><td>2:</td><td>9.9</td><td style="text-align: right;">→</td></tr> <tr><td>3:</td><td>*10.8</td><td style="text-align: right;">↙</td></tr> <tr><td>4:</td><td>*10.6</td><td style="text-align: right;">↗</td></tr> <tr><td>5:</td><td>*10.5</td><td style="text-align: right;">↖</td></tr> </table> <hr/> <table style="width:100%; border-collapse: collapse;"> <tr> <td style="width:10%;">Serie</td> <td style="width:70%;"></td> <td style="width:20%; text-align: right;">49.0</td> </tr> <tr> <td>Total</td> <td></td> <td style="text-align: right;">0.0</td> </tr> </table>	1:	*10.5	↘	2:	9.9	→	3:	*10.8	↙	4:	*10.6	↗	5:	*10.5	↖	Serie		49.0	Total		0.0
1:	*10.5	↘																				
2:	9.9	→																				
3:	*10.8	↙																				
4:	*10.6	↗																				
5:	*10.5	↖																				
Serie		49.0																				
Total		0.0																				

<p>20 Skud</p> 	<table style="width:100%; border-collapse: collapse;"> <tr><td style="width:10%;">1:</td><td style="width:70%;">9.9</td><td style="width:20%; text-align: right;">↗</td></tr> <tr><td>2:</td><td>10.1</td><td style="text-align: right;">→</td></tr> <tr><td>3:</td><td>10.3</td><td style="text-align: right;">↗</td></tr> <tr><td>4:</td><td>10.0</td><td style="text-align: right;">↗</td></tr> <tr><td>5:</td><td>*10.7</td><td style="text-align: right;">↘</td></tr> <tr><td>6:</td><td>10.4</td><td style="text-align: right;">←</td></tr> <tr><td>7:</td><td>10.4</td><td style="text-align: right;">↙</td></tr> <tr><td>8:</td><td>10.5</td><td style="text-align: right;">→</td></tr> <tr><td>9:</td><td>*10.7</td><td style="text-align: right;">←</td></tr> <tr><td>10:</td><td>10.5</td><td style="text-align: right;">→</td></tr> </table> <hr/> <table style="width:100%; border-collapse: collapse;"> <tr> <td style="width:10%;">Serie</td> <td style="width:70%;"></td> <td style="width:20%; text-align: right;">99.0</td> </tr> <tr> <td>Total</td> <td></td> <td style="text-align: right;">99.0</td> </tr> </table>	1:	9.9	↗	2:	10.1	→	3:	10.3	↗	4:	10.0	↗	5:	*10.7	↘	6:	10.4	←	7:	10.4	↙	8:	10.5	→	9:	*10.7	←	10:	10.5	→	Serie		99.0	Total		99.0
1:	9.9	↗																																			
2:	10.1	→																																			
3:	10.3	↗																																			
4:	10.0	↗																																			
5:	*10.7	↘																																			
6:	10.4	←																																			
7:	10.4	↙																																			
8:	10.5	→																																			
9:	*10.7	←																																			
10:	10.5	→																																			
Serie		99.0																																			
Total		99.0																																			

<p>20 Skud</p> 	<table style="width:100%; border-collapse: collapse;"> <tr><td style="width:10%;">11:</td><td style="width:70%;">10.4</td><td style="width:20%; text-align: right;">←</td></tr> <tr><td>12:</td><td>*10.8</td><td style="text-align: right;">←</td></tr> <tr><td>13:</td><td>9.8</td><td style="text-align: right;">←</td></tr> <tr><td>14:</td><td>*10.5</td><td style="text-align: right;">←</td></tr> <tr><td>15:</td><td>10.3</td><td style="text-align: right;">↘</td></tr> <tr><td>16:</td><td>*10.5</td><td style="text-align: right;">←</td></tr> <tr><td>17:</td><td>10.2</td><td style="text-align: right;">↘</td></tr> <tr><td>18:</td><td>10.5</td><td style="text-align: right;">←</td></tr> <tr><td>19:</td><td>9.8</td><td style="text-align: right;">←</td></tr> <tr><td>20:</td><td>10.5</td><td style="text-align: right;">↖</td></tr> </table> <hr/> <table style="width:100%; border-collapse: collapse;"> <tr> <td style="width:10%;">Serie</td> <td style="width:70%;"></td> <td style="width:20%; text-align: right;">98.0</td> </tr> <tr> <td>Total</td> <td></td> <td style="text-align: right;">197.0</td> </tr> </table>	11:	10.4	←	12:	*10.8	←	13:	9.8	←	14:	*10.5	←	15:	10.3	↘	16:	*10.5	←	17:	10.2	↘	18:	10.5	←	19:	9.8	←	20:	10.5	↖	Serie		98.0	Total		197.0
11:	10.4	←																																			
12:	*10.8	←																																			
13:	9.8	←																																			
14:	*10.5	←																																			
15:	10.3	↘																																			
16:	*10.5	←																																			
17:	10.2	↘																																			
18:	10.5	←																																			
19:	9.8	←																																			
20:	10.5	↖																																			
Serie		98.0																																			
Total		197.0																																			

Hold
30

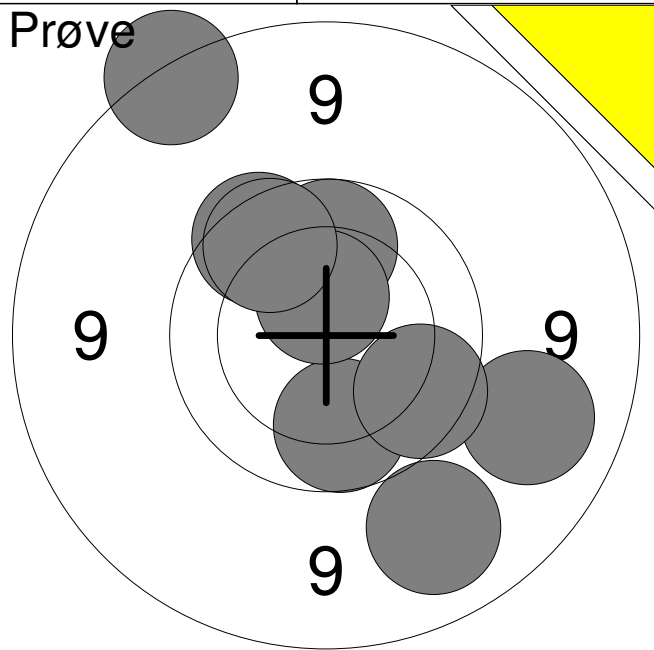
Skive
1

Torben Klit Andersen

Vester Hassing Skf.

M2

Prøve

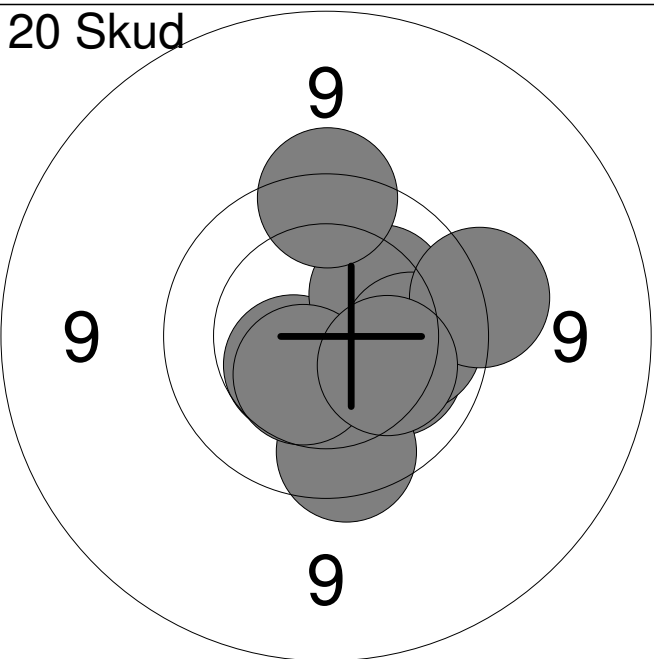


1:	8.7	↗
2:	9.1	→
3:	9.9	↘
4:	9.9	↑
5:	9.8	↗
6:	9.1	↘
7:	9.8	↘
8:	*10.5	↑
9:	9.8	↗

Serie 81.0

Total 0.0

20 Skud

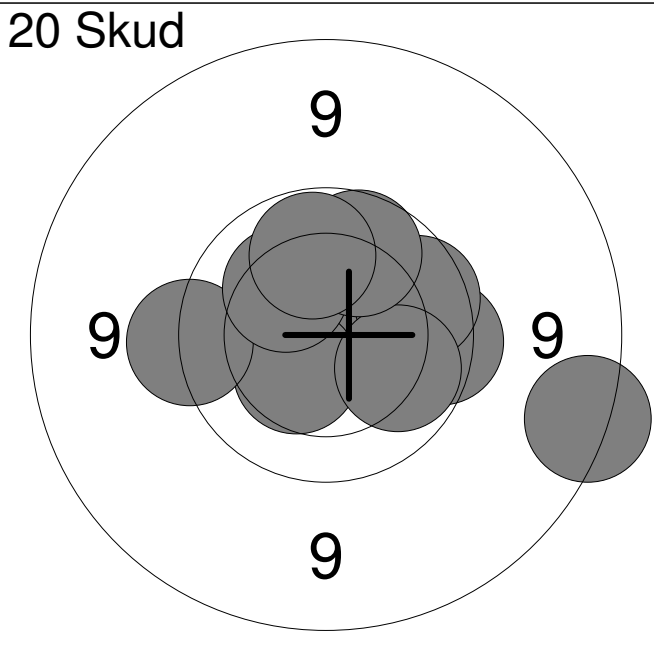


1:	10.2	→
2:	10.5	↖
3:	10.2	↗
4:	10.4	↘
5:	10.0	→
6:	9.5	→
7:	9.8	↘
8:	10.5	↖
9:	9.7	↑
10:	10.2	↘

Serie 97.0

Total 97.0

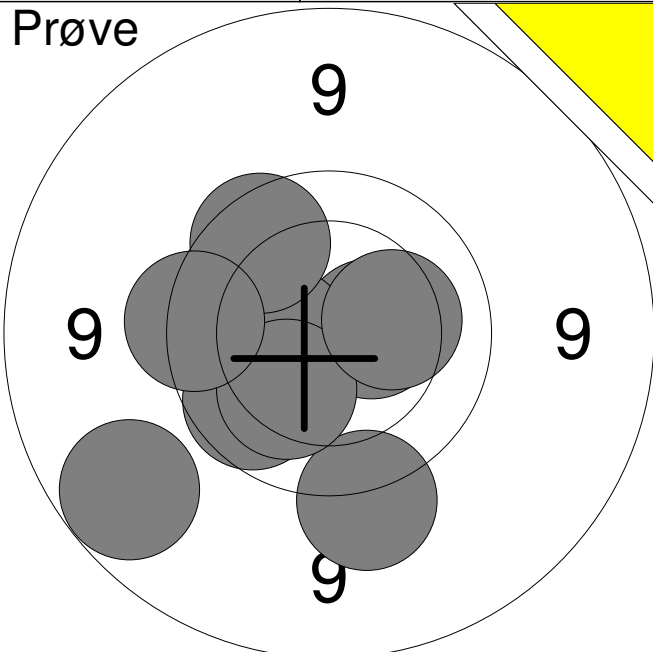
20 Skud

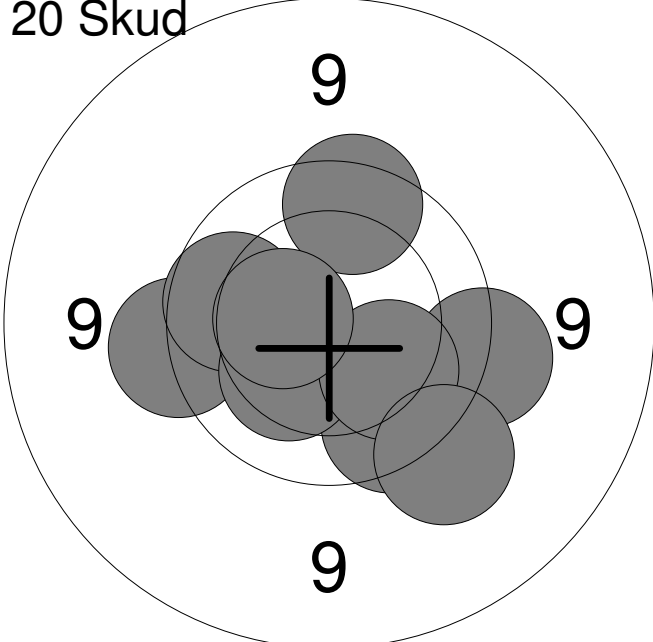


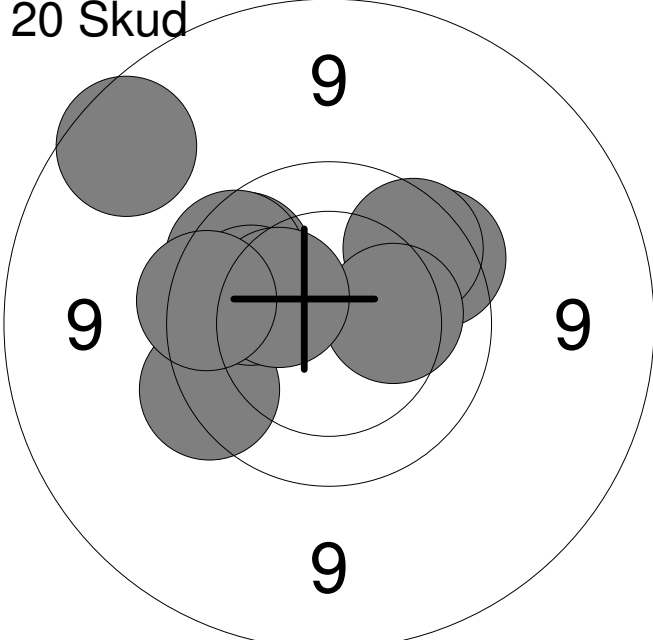
11:	9.7	→
12:	10.4	↗
13:	8.8	→
14:	10.4	↖
15:	9.6	←
16:	10.2	↗
17:	9.9	→
18:	10.0	↘
19:	9.9	↗
20:	10.0	↑

Serie 94.0

Total 191.0

<p>Prøve</p> 	<table style="width:100%; border-collapse: collapse;"> <tr><td style="width:10%;">1:</td><td style="width:15%;">9.0</td><td style="width:10%; text-align: right;">↙</td></tr> <tr><td>2:</td><td>10.5</td><td style="text-align: right;">→</td></tr> <tr><td>3:</td><td>9.9</td><td style="text-align: right;">↙</td></tr> <tr><td>4:</td><td>10.4</td><td style="text-align: right;">←</td></tr> <tr><td>5:</td><td>9.5</td><td style="text-align: right;">↘</td></tr> <tr><td>6:</td><td>9.8</td><td style="text-align: right;">↗</td></tr> <tr><td>7:</td><td>10.2</td><td style="text-align: right;">↙</td></tr> <tr><td>8:</td><td>9.7</td><td style="text-align: right;">←</td></tr> <tr><td>9:</td><td>10.3</td><td style="text-align: right;">→</td></tr> <tr><td colspan="2">Serie</td><td style="text-align: right;">85.0</td></tr> <tr><td colspan="2">Total</td><td style="text-align: right;">0.0</td></tr> </table>	1:	9.0	↙	2:	10.5	→	3:	9.9	↙	4:	10.4	←	5:	9.5	↘	6:	9.8	↗	7:	10.2	↙	8:	9.7	←	9:	10.3	→	Serie		85.0	Total		0.0
1:	9.0	↙																																
2:	10.5	→																																
3:	9.9	↙																																
4:	10.4	←																																
5:	9.5	↘																																
6:	9.8	↗																																
7:	10.2	↙																																
8:	9.7	←																																
9:	10.3	→																																
Serie		85.0																																
Total		0.0																																

<p>20 Skud</p> 	<table style="width:100%; border-collapse: collapse;"> <tr><td style="width:10%;">1:</td><td style="width:15%;">9.7</td><td style="width:10%; text-align: right;">↘</td></tr> <tr><td>2:</td><td>9.6</td><td style="text-align: right;">←</td></tr> <tr><td>3:</td><td>9.8</td><td style="text-align: right;">↘</td></tr> <tr><td>4:</td><td>9.8</td><td style="text-align: right;">↗</td></tr> <tr><td>5:</td><td>9.9</td><td style="text-align: right;">←</td></tr> <tr><td>6:</td><td>10.3</td><td style="text-align: right;">↙</td></tr> <tr><td>7:</td><td>9.5</td><td style="text-align: right;">→</td></tr> <tr><td>8:</td><td>10.1</td><td style="text-align: right;">↘</td></tr> <tr><td>9:</td><td>9.4</td><td style="text-align: right;">↘</td></tr> <tr><td>10:</td><td>10.4</td><td style="text-align: right;">←</td></tr> <tr><td colspan="2">Serie</td><td style="text-align: right;">93.0</td></tr> <tr><td colspan="2">Total</td><td style="text-align: right;">93.0</td></tr> </table>	1:	9.7	↘	2:	9.6	←	3:	9.8	↘	4:	9.8	↗	5:	9.9	←	6:	10.3	↙	7:	9.5	→	8:	10.1	↘	9:	9.4	↘	10:	10.4	←	Serie		93.0	Total		93.0
1:	9.7	↘																																			
2:	9.6	←																																			
3:	9.8	↘																																			
4:	9.8	↗																																			
5:	9.9	←																																			
6:	10.3	↙																																			
7:	9.5	→																																			
8:	10.1	↘																																			
9:	9.4	↘																																			
10:	10.4	←																																			
Serie		93.0																																			
Total		93.0																																			

<p>20 Skud</p> 	<table style="width:100%; border-collapse: collapse;"> <tr><td style="width:10%;">11:</td><td style="width:15%;">9.7</td><td style="width:10%; text-align: right;">↙</td></tr> <tr><td>12:</td><td>9.9</td><td style="text-align: right;">↗</td></tr> <tr><td>13:</td><td>9.7</td><td style="text-align: right;">↗</td></tr> <tr><td>14:</td><td>9.8</td><td style="text-align: right;">↗</td></tr> <tr><td>15:</td><td>9.8</td><td style="text-align: right;">↗</td></tr> <tr><td>16:</td><td>10.1</td><td style="text-align: right;">↗</td></tr> <tr><td>17:</td><td>10.2</td><td style="text-align: right;">→</td></tr> <tr><td>18:</td><td>8.9</td><td style="text-align: right;">↗</td></tr> <tr><td>19:</td><td>10.3</td><td style="text-align: right;">↗</td></tr> <tr><td>20:</td><td>9.8</td><td style="text-align: right;">←</td></tr> <tr><td colspan="2">Serie</td><td style="text-align: right;">92.0</td></tr> <tr><td colspan="2">Total</td><td style="text-align: right;">185.0</td></tr> </table>	11:	9.7	↙	12:	9.9	↗	13:	9.7	↗	14:	9.8	↗	15:	9.8	↗	16:	10.1	↗	17:	10.2	→	18:	8.9	↗	19:	10.3	↗	20:	9.8	←	Serie		92.0	Total		185.0
11:	9.7	↙																																			
12:	9.9	↗																																			
13:	9.7	↗																																			
14:	9.8	↗																																			
15:	9.8	↗																																			
16:	10.1	↗																																			
17:	10.2	→																																			
18:	8.9	↗																																			
19:	10.3	↗																																			
20:	9.8	←																																			
Serie		92.0																																			
Total		185.0																																			

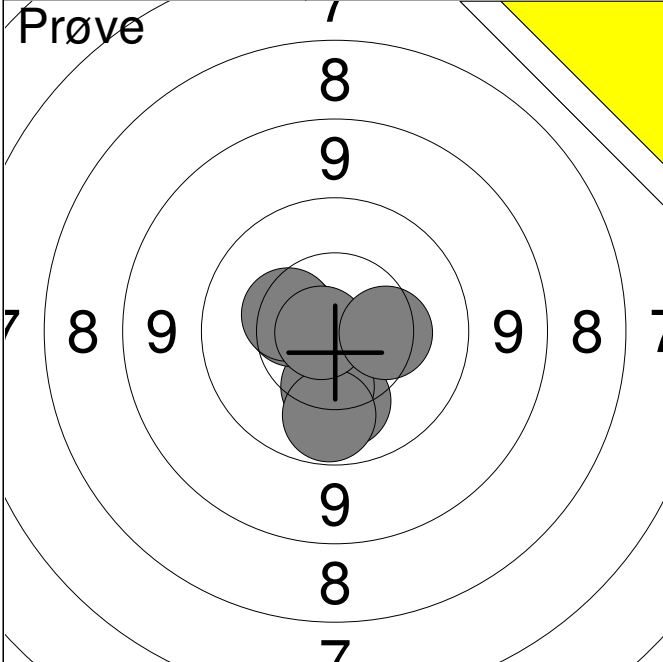
Hold
30

Skive
3

Magnus Andersen

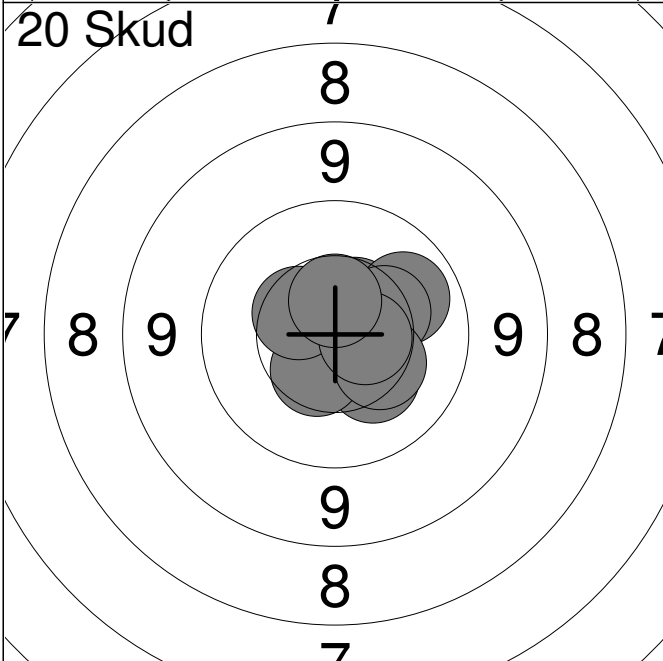
Vodskov Skytteforening

BK3



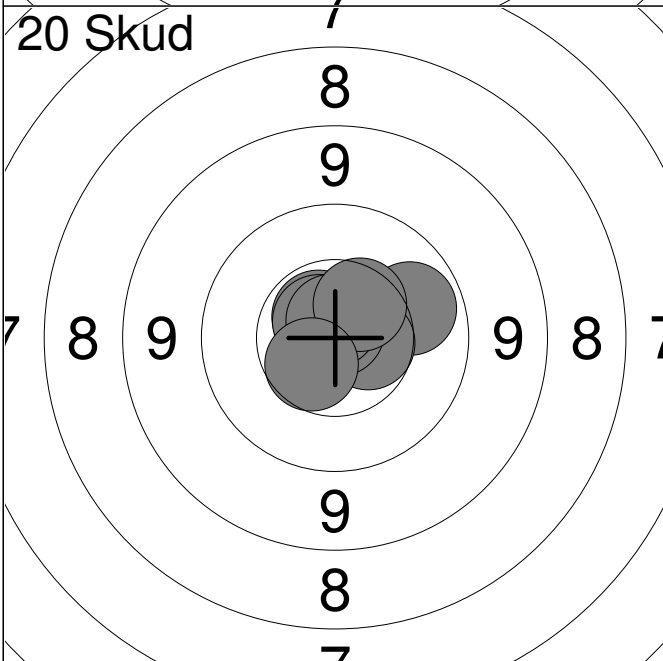
1:	10.1	↓
2:	10.3	↓
3:	10.0	↓
4:	10.5	↖
5:	10.4	↖
6:	*10.8	↖
7:	10.4	→

Serie	70.0
Total	0.0



1:	*10.7	↑
2:	10.5	↗
3:	10.3	↓
4:	10.1	↗
5:	10.5	↙
6:	10.5	↖
7:	10.3	↗
8:	10.3	↘
9:	*10.6	→
10:	10.6	↑

Serie	100.0
Total	100.0



11:	*10.7	↑
12:	*10.6	↖
13:	10.0	↗
14:	*10.7	↖
15:	10.6	→
16:	*10.7	↖
17:	*10.8	↖
18:	*10.7	↑
19:	10.5	↗
20:	10.5	↙

Serie	100.0
Total	200.0

Hold
30

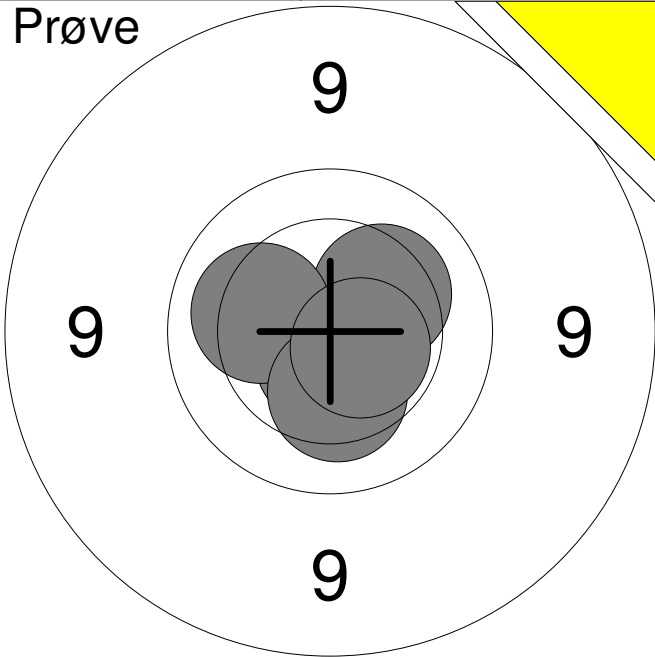
Skive
4

Pernille Holst Andersen

St. Restrup Skf.

MB2

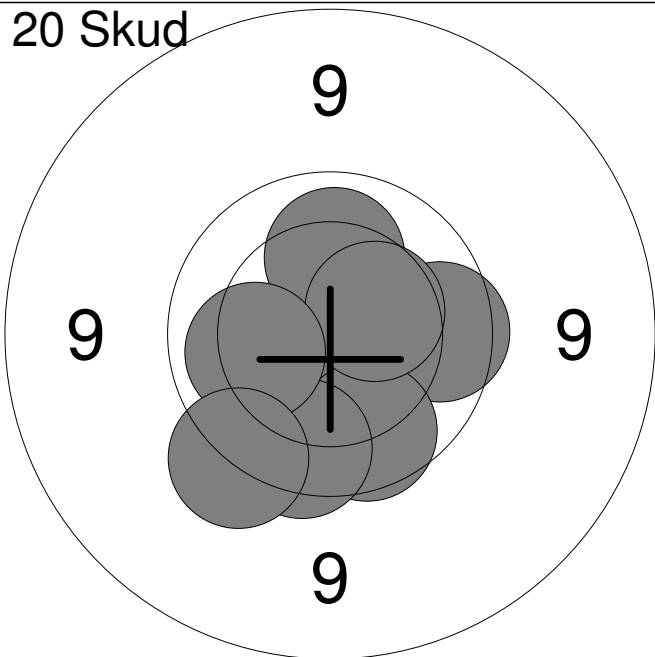
Prøve



1:	10.3	↗
2:	*10.7	↓
3:	10.2	↖
4:	10.3	↓
5:	*10.6	↘

Serie	50.0
Total	0.0

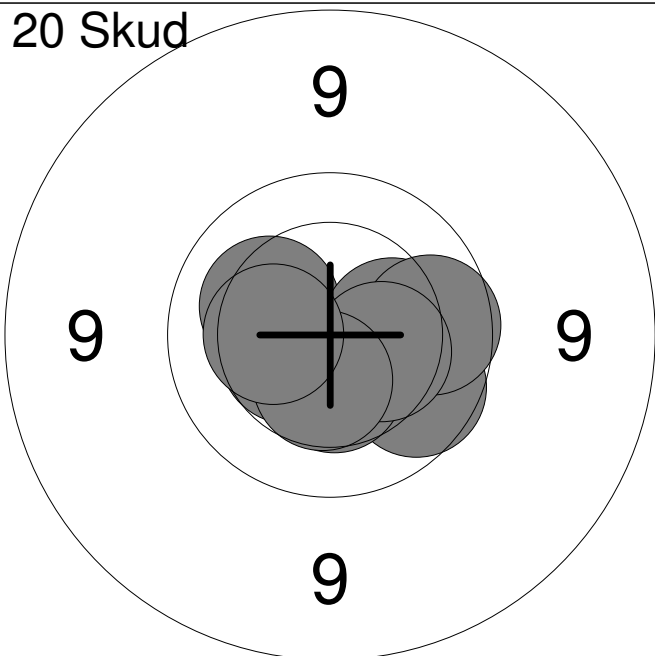
20 Skud



1:	9.8	→
2:	9.9	↘
3:	10.1	↑
4:	10.1	↓
5:	10.5	↘
6:	9.9	↘
7:	10.4	↗
8:	9.8	↘
9:	10.1	←
10:	9.6	↘

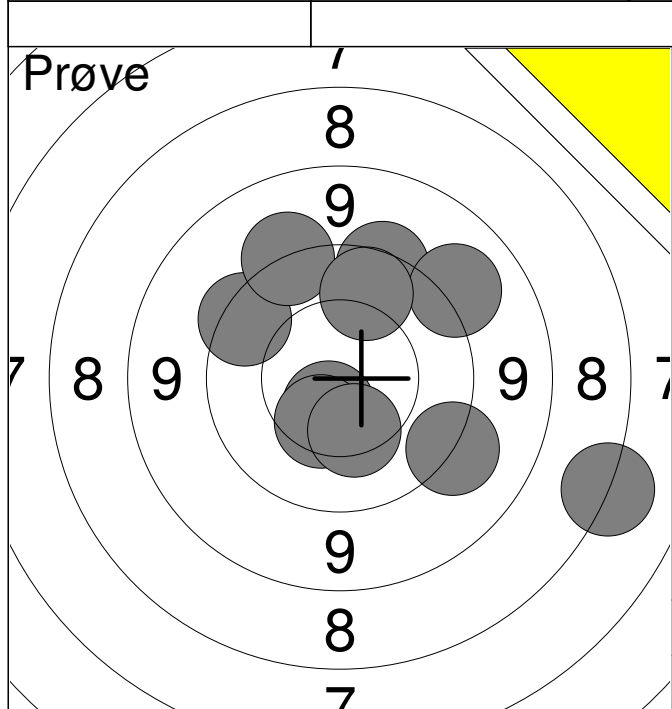
Serie	95.0
Total	95.0

20 Skud

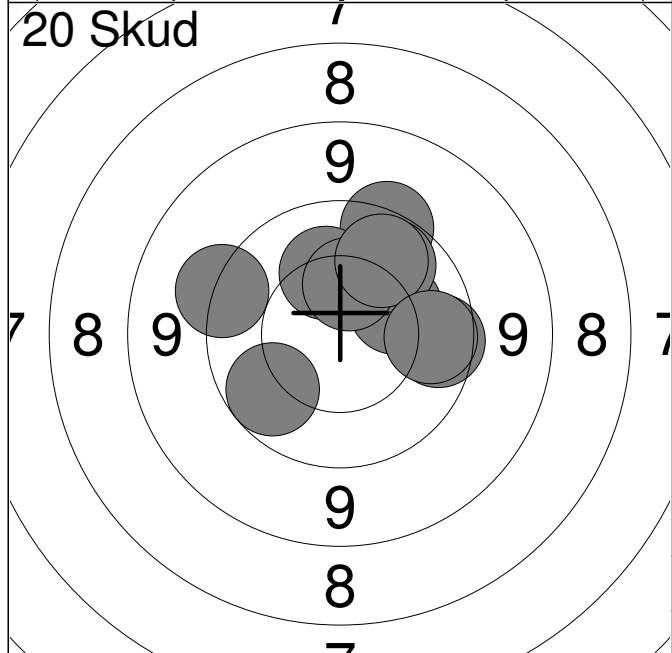


11:	10.2	↗
12:	10.4	↓
13:	9.9	↘
14:	10.4	↓
15:	10.3	→
16:	10.5	←
17:	9.9	→
18:	10.4	→
19:	10.5	↓
20:	10.3	←

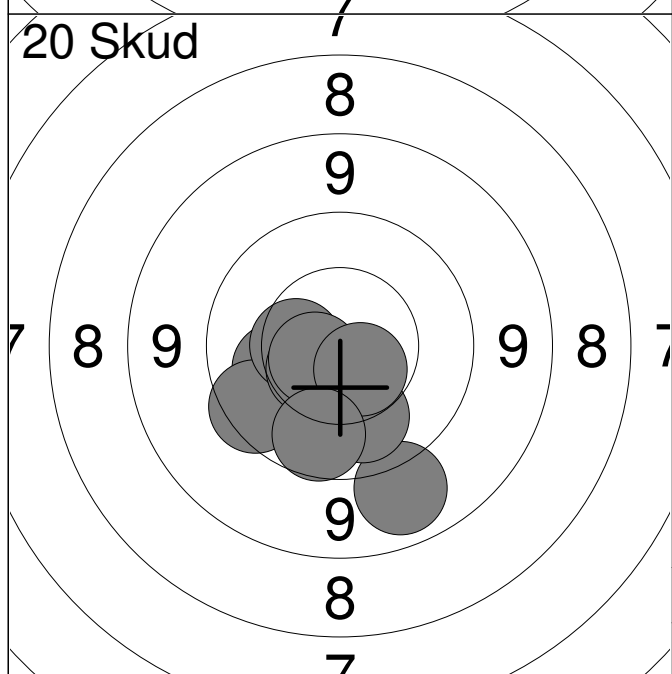
Serie	98.0
Total	193.0



1:	*10.6	↙
2:	7.4	→
3:	9.5	↗
4:	10.4	↙
5:	9.2	↗
6:	9.6	↗
7:	9.4	↙
8:	9.4	↗
9:	9.9	↗
10:	10.3	↙
Serie		91.0
Total		0.0



1:	10.2	↗
2:	9.6	↗
3:	9.9	↙
4:	9.5	↙
5:	10.2	↗
6:	10.0	↗
7:	10.4	↗
8:	10.0	↗
9:	9.8	→
10:	9.9	→
Serie		95.0
Total		95.0



11:	9.1	↙
12:	10.1	↙
13:	10.2	↙
14:	10.4	↙
15:	9.7	↙
16:	10.4	↙
17:	10.5	↙
18:	*10.6	↙
19:	*10.6	↙
20:	9.9	↙
Serie		97.0
Total		192.0

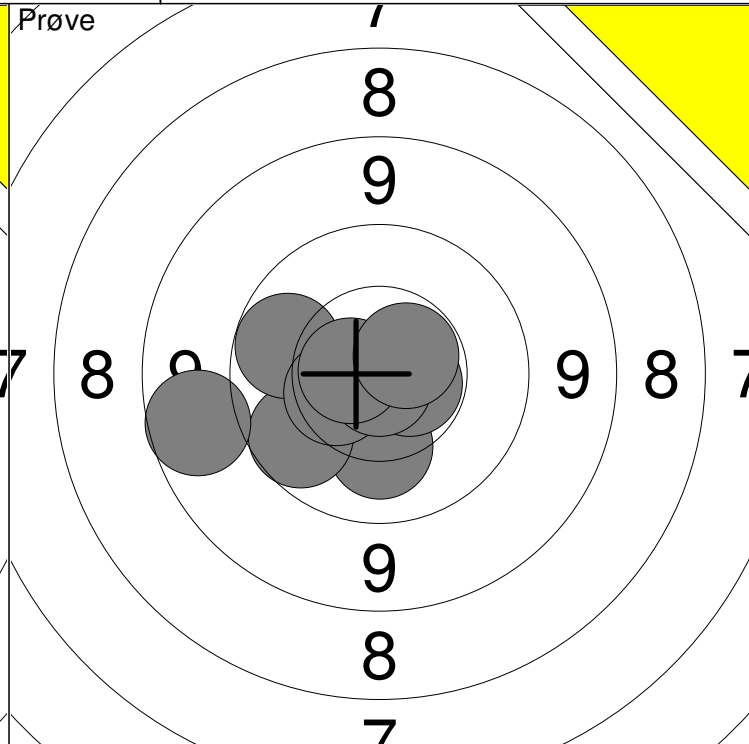
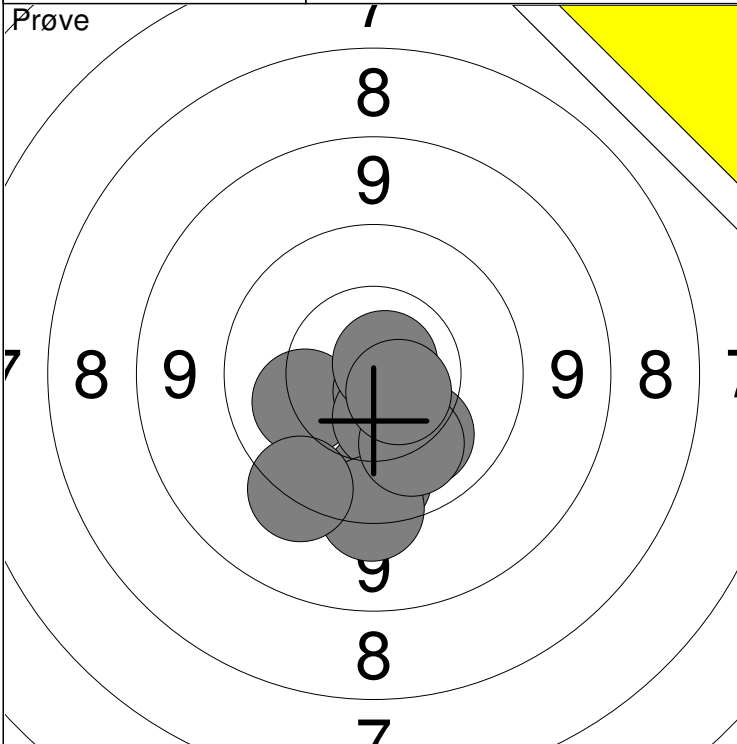
Hold
30

Skive
6

Kasper Albrechtsen

Vester Han Herred SkytteforeningBK1

BK1

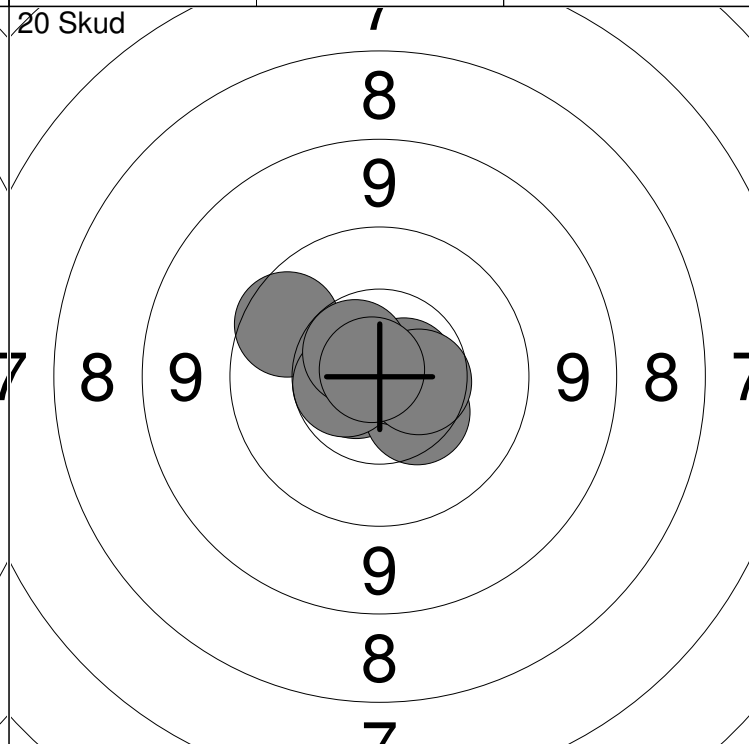
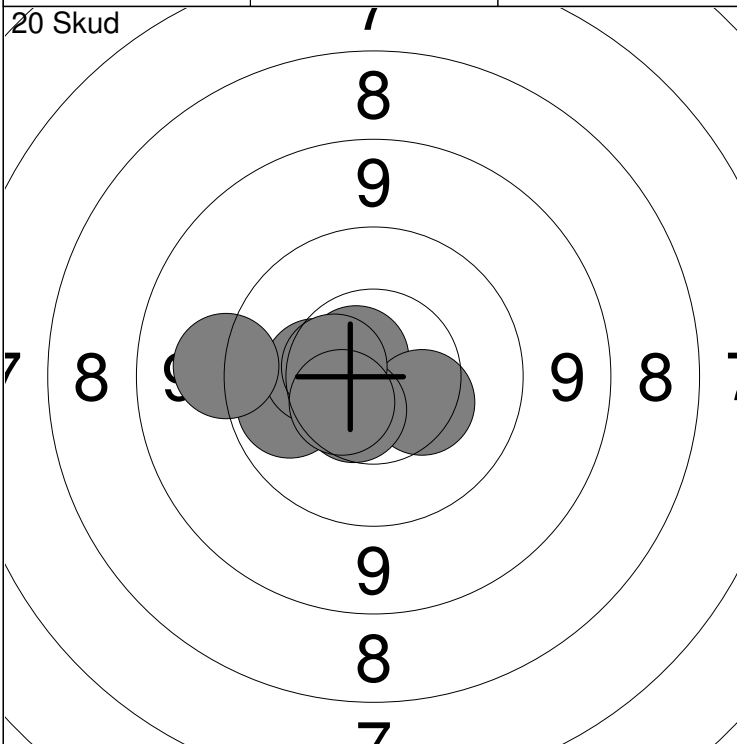


1: 10.2	←	6: 10.2	↘
2: *10.7	↘	7: *10.8	↗
3: 9.8	↓	8: 10.1	↘
4: 10.5	↓	9: 9.5	↘
5: 9.5	↓	10: *10.6	↘

Serie	97.0
Total	0.0

11: 10.2	↓	16: 10.5	←
12: *10.6	→	17: *10.9	←
13: 9.9	↙	18: *10.8	↓
14: 10.0	↙	19: *10.7	←
15: 8.9	←	20: *10.6	↗

Serie	97.0
Total	0.0



1: *10.7	↗	6: 10.0	←
2: 10.4	↘	7: 10.4	←
3: 10.4	←	8: 10.5	←
4: 10.5	↘	9: 9.4	←
5: 10.5	←	10: 10.5	↙

Serie	99.0
Total	99.0

11: 10.6	↗	16: *10.8	→
12: 9.8	↙	17: *10.7	→
13: *10.7	←	18: *10.6	↗
14: 10.4	↘	19: 10.5	→
15: *10.6	←	20: *10.8	↙

Serie	99.0
Total	198.0

Hold
30

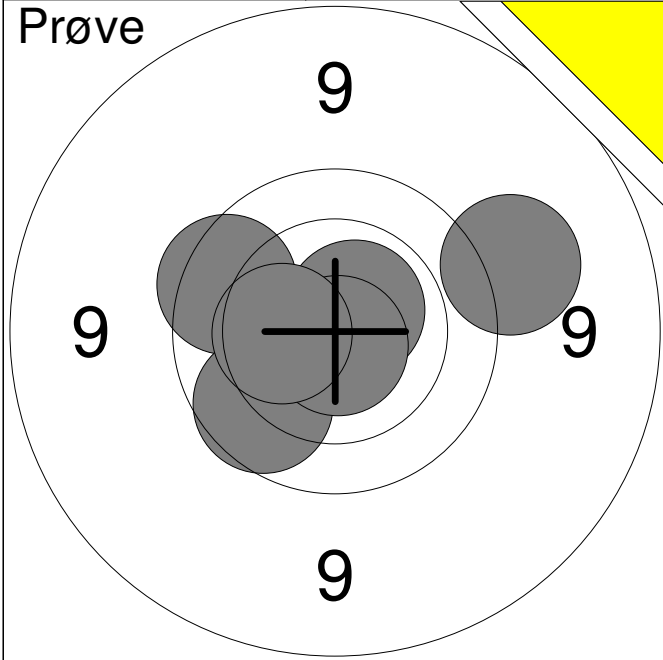
Skive
7

Birgitte Jørgensen

Aalborg Skyttekreds

MÅ1

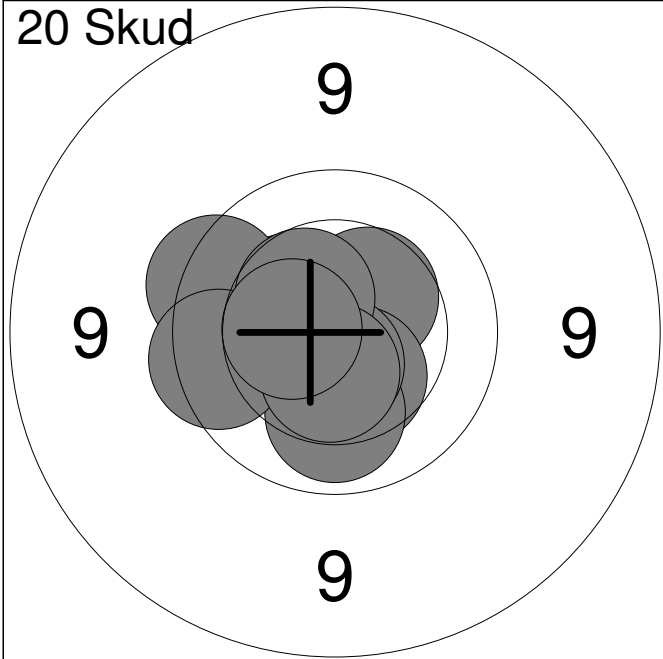
Prøve



1:	9.4	↗
2:	*10.6	↗
3:	9.8	↖
4:	9.9	↙
5:	*10.8	↓
6:	10.4	←

Serie	57.0
Total	0.0

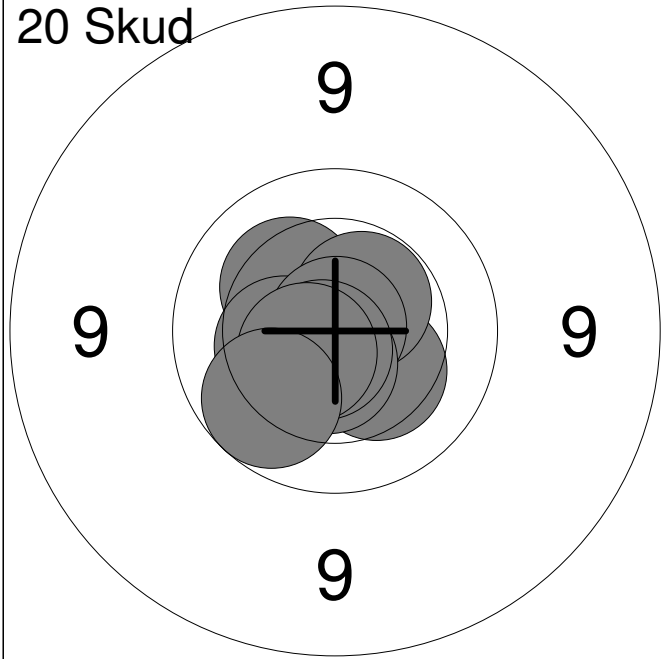
20 Skud



1:	10.4	↗
2:	10.4	↓
3:	10.1	↓
4:	*10.6	↓
5:	10.4	↗
6:	9.7	↗
7:	10.5	↗
8:	9.8	←
9:	*10.5	↓
10:	10.5	←

Serie	98.0
Total	98.0

20 Skud



11:	10.3	↗
12:	10.4	←
13:	*10.7	↓
14:	10.3	↓
15:	*10.5	↗
16:	*10.9	↗
17:	*10.6	↓
18:	*10.7	↙
19:	*10.6	↙
20:	9.9	↙

Serie	99.0
Total	197.0

Hold
30

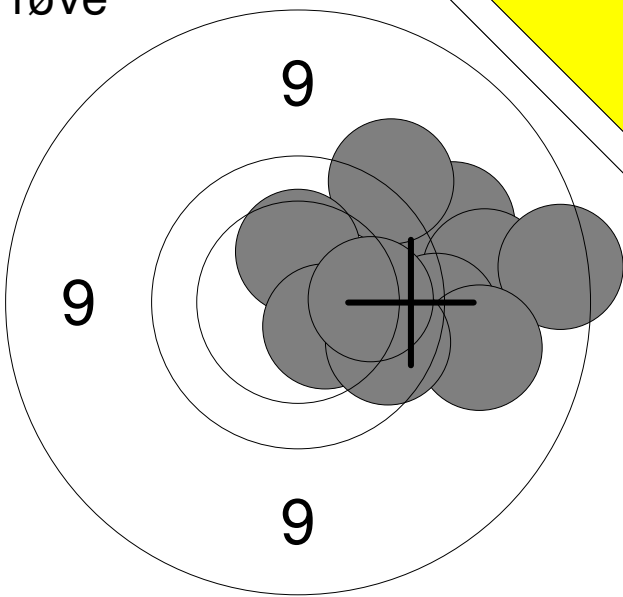
Skive
9

Mette Christensen

Aalborg Skyttekreds

1

Prøve

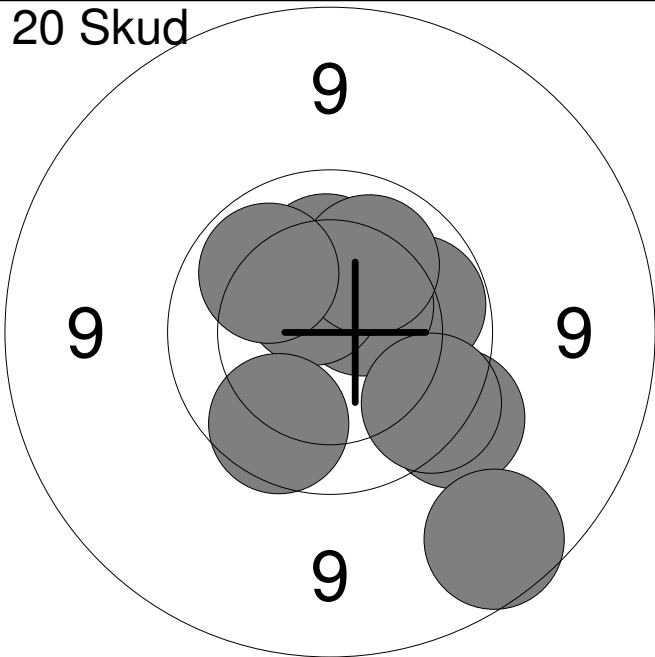


1:	9.3	→
2:	9.5	↗
3:	10.3	↑
4:	9.2	→
5:	8.8	→
6:	9.6	→
7:	*10.5	↘
8:	9.2	→
9:	9.8	↘
10:	10.1	→

Serie 92.0

Total 0.0

20 Skud

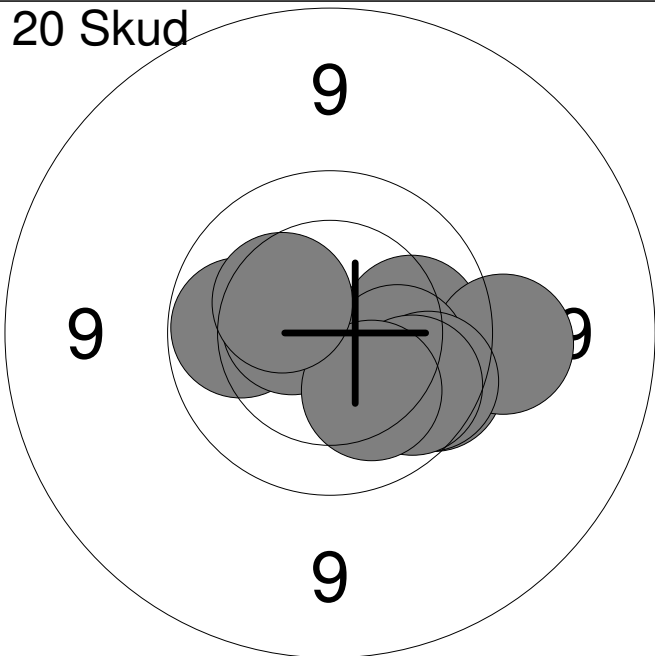


1:	10.0	→
2:	9.6	↘
3:	*10.5	↗
4:	10.2	↑
5:	*10.5	↗
6:	10.1	↗
7:	9.8	↘
8:	10.0	↗
9:	8.9	↘
10:	9.9	↘

Serie 95.0

Total 95.0

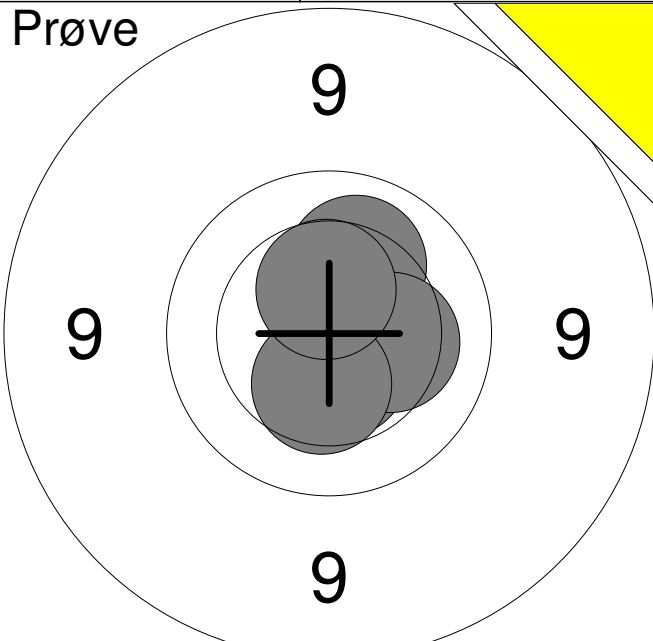
20 Skud

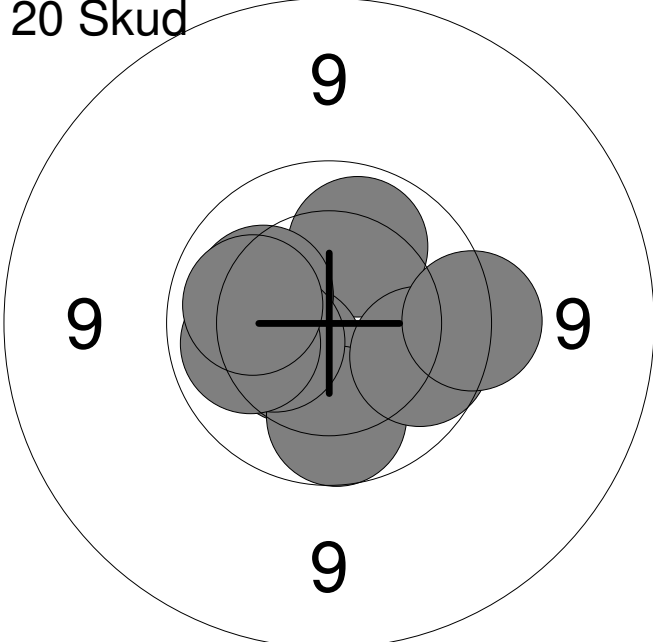


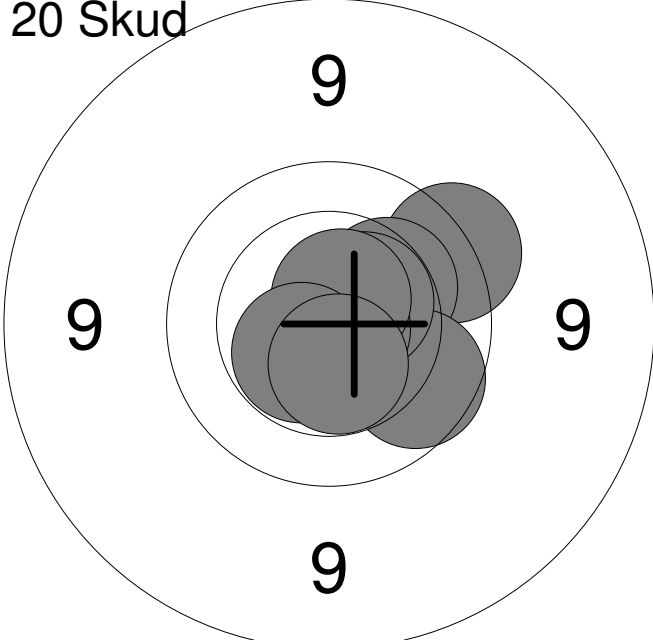
11:	9.8	↘
12:	10.0	←
13:	10.1	→
14:	9.5	→
15:	*10.5	←
16:	10.2	↘
17:	9.8	↘
18:	9.9	↘
19:	10.2	↘
20:	10.3	↗

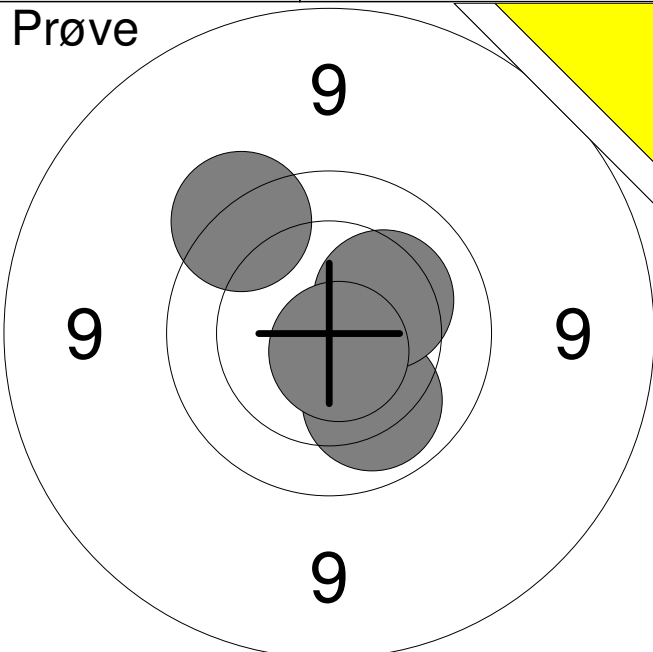
Serie 96.0

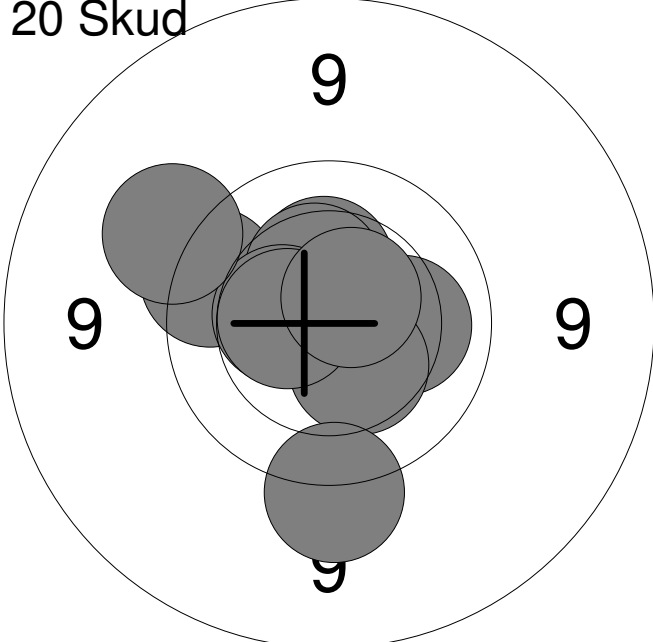
Total 191.0

<p>Prøve</p> 	<table style="width:100%; border-collapse: collapse;"> <tr><td style="width:10%;">1:</td><td style="width:15%;">10.2</td><td style="width:10%; text-align: right;">↗</td></tr> <tr><td>2:</td><td>*10.6</td><td style="text-align: right;">↘</td></tr> <tr><td>3:</td><td>10.3</td><td style="text-align: right;">→</td></tr> <tr><td>4:</td><td>10.4</td><td style="text-align: right;">↘</td></tr> <tr><td>5:</td><td>10.5</td><td style="text-align: right;">↗</td></tr> </table> <table border="1" style="width:100%; border-collapse: collapse; margin-top: 5px;"> <tr> <td style="width:80%;">Serie</td> <td style="width:20%; text-align: right;">50.0</td> </tr> <tr> <td>Total</td> <td style="text-align: right;">0.0</td> </tr> </table>	1:	10.2	↗	2:	*10.6	↘	3:	10.3	→	4:	10.4	↘	5:	10.5	↗	Serie	50.0	Total	0.0
1:	10.2	↗																		
2:	*10.6	↘																		
3:	10.3	→																		
4:	10.4	↘																		
5:	10.5	↗																		
Serie	50.0																			
Total	0.0																			

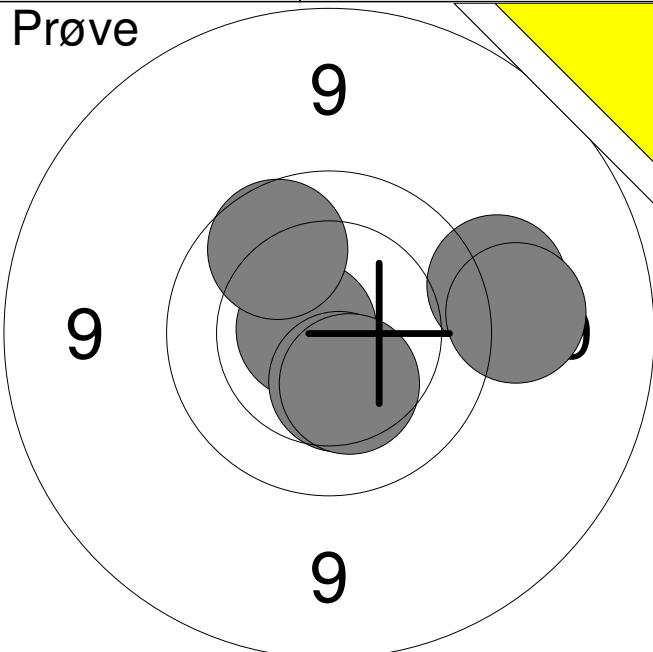
<p>20 Skud</p> 	<table style="width:100%; border-collapse: collapse;"> <tr><td style="width:10%;">1:</td><td style="width:15%;">10.5</td><td style="width:10%; text-align: right;">↖</td></tr> <tr><td>2:</td><td>10.1</td><td style="text-align: right;">↗</td></tr> <tr><td>3:</td><td>10.4</td><td style="text-align: right;">↖</td></tr> <tr><td>4:</td><td>10.2</td><td style="text-align: right;">↖</td></tr> <tr><td>5:</td><td>9.9</td><td style="text-align: right;">↘</td></tr> <tr><td>6:</td><td>10.3</td><td style="text-align: right;">↖</td></tr> <tr><td>7:</td><td>10.1</td><td style="text-align: right;">↖</td></tr> <tr><td>8:</td><td>10.1</td><td style="text-align: right;">↖</td></tr> <tr><td>9:</td><td>9.9</td><td style="text-align: right;">→</td></tr> <tr><td>10:</td><td>9.6</td><td style="text-align: right;">→</td></tr> </table> <table border="1" style="width:100%; border-collapse: collapse; margin-top: 5px;"> <tr> <td style="width:80%;">Serie</td> <td style="width:20%; text-align: right;">97.0</td> </tr> <tr> <td>Total</td> <td style="text-align: right;">97.0</td> </tr> </table>	1:	10.5	↖	2:	10.1	↗	3:	10.4	↖	4:	10.2	↖	5:	9.9	↘	6:	10.3	↖	7:	10.1	↖	8:	10.1	↖	9:	9.9	→	10:	9.6	→	Serie	97.0	Total	97.0
1:	10.5	↖																																	
2:	10.1	↗																																	
3:	10.4	↖																																	
4:	10.2	↖																																	
5:	9.9	↘																																	
6:	10.3	↖																																	
7:	10.1	↖																																	
8:	10.1	↖																																	
9:	9.9	→																																	
10:	9.6	→																																	
Serie	97.0																																		
Total	97.0																																		

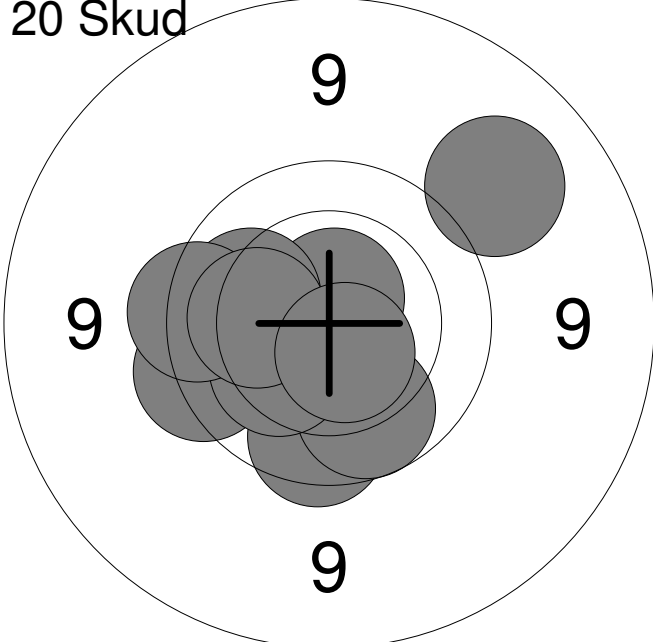
<p>20 Skud</p> 	<table style="width:100%; border-collapse: collapse;"> <tr><td style="width:10%;">11:</td><td style="width:15%;">*10.7</td><td style="width:10%; text-align: right;">↘</td></tr> <tr><td>12:</td><td>9.6</td><td style="text-align: right;">↗</td></tr> <tr><td>13:</td><td>10.2</td><td style="text-align: right;">↗</td></tr> <tr><td>14:</td><td>9.9</td><td style="text-align: right;">↘</td></tr> <tr><td>15:</td><td>*10.5</td><td style="text-align: right;">↗</td></tr> <tr><td>16:</td><td>*10.8</td><td style="text-align: right;">↘</td></tr> <tr><td>17:</td><td>*10.7</td><td style="text-align: right;">↘</td></tr> <tr><td>18:</td><td>*10.7</td><td style="text-align: right;">↗</td></tr> <tr><td>19:</td><td>*10.5</td><td style="text-align: right;">↖</td></tr> <tr><td>20:</td><td>*10.5</td><td style="text-align: right;">↘</td></tr> </table> <table border="1" style="width:100%; border-collapse: collapse; margin-top: 5px;"> <tr> <td style="width:80%;">Serie</td> <td style="width:20%; text-align: right;">98.0</td> </tr> <tr> <td>Total</td> <td style="text-align: right;">195.0</td> </tr> </table>	11:	*10.7	↘	12:	9.6	↗	13:	10.2	↗	14:	9.9	↘	15:	*10.5	↗	16:	*10.8	↘	17:	*10.7	↘	18:	*10.7	↗	19:	*10.5	↖	20:	*10.5	↘	Serie	98.0	Total	195.0
11:	*10.7	↘																																	
12:	9.6	↗																																	
13:	10.2	↗																																	
14:	9.9	↘																																	
15:	*10.5	↗																																	
16:	*10.8	↘																																	
17:	*10.7	↘																																	
18:	*10.7	↗																																	
19:	*10.5	↖																																	
20:	*10.5	↘																																	
Serie	98.0																																		
Total	195.0																																		

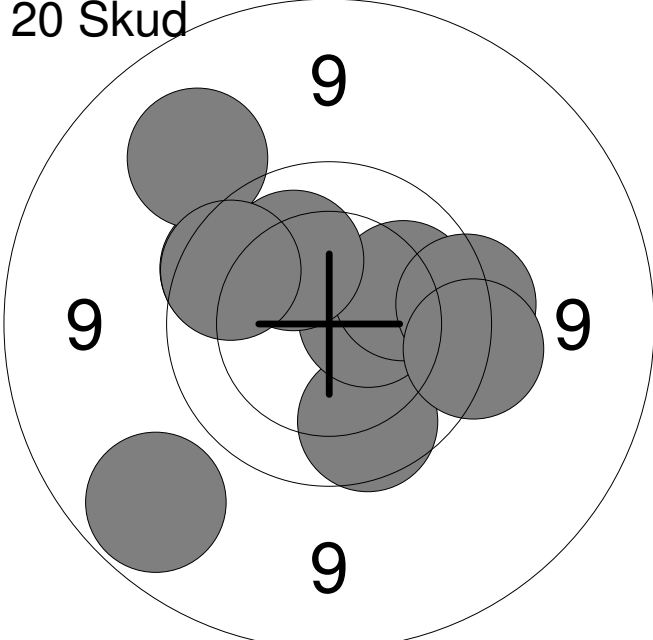
<p>Prøve</p> 	<table style="width:100%; border-collapse: collapse;"> <tr><td style="width:10%;">1:</td><td style="width:15%;">10.1</td><td style="width:10%; text-align: right;">↘</td></tr> <tr><td>2:</td><td>9.6</td><td style="text-align: right;">↗</td></tr> <tr><td>3:</td><td>10.3</td><td style="text-align: right;">↗</td></tr> <tr><td>4:</td><td>*10.7</td><td style="text-align: right;">↘</td></tr> </table>	1:	10.1	↘	2:	9.6	↗	3:	10.3	↗	4:	*10.7	↘
1:	10.1	↘											
2:	9.6	↗											
3:	10.3	↗											
4:	*10.7	↘											
<table style="width:100%; border-collapse: collapse;"> <tr> <td style="width:10%;">Serie</td> <td style="width:15%;"></td> <td style="width:10%; text-align: right;">39.0</td> </tr> <tr> <td>Total</td> <td></td> <td style="text-align: right;">0.0</td> </tr> </table>		Serie		39.0	Total		0.0						
Serie		39.0											
Total		0.0											

<p>20 Skud</p> 	<table style="width:100%; border-collapse: collapse;"> <tr><td style="width:10%;">1:</td><td style="width:15%;">10.2</td><td style="width:10%; text-align: right;">→</td></tr> <tr><td>2:</td><td>9.7</td><td style="text-align: right;">↗</td></tr> <tr><td>3:</td><td>10.3</td><td style="text-align: right;">↑</td></tr> <tr><td>4:</td><td>10.4</td><td style="text-align: right;">↘</td></tr> <tr><td>5:</td><td>10.4</td><td style="text-align: right;">↗</td></tr> <tr><td>6:</td><td>9.5</td><td style="text-align: right;">↘</td></tr> <tr><td>7:</td><td>10.4</td><td style="text-align: right;">↖</td></tr> <tr><td>8:</td><td>*10.5</td><td style="text-align: right;">↖</td></tr> <tr><td>9:</td><td>*10.6</td><td style="text-align: right;">↗</td></tr> <tr><td>10:</td><td>9.4</td><td style="text-align: right;">↖</td></tr> </table>	1:	10.2	→	2:	9.7	↗	3:	10.3	↑	4:	10.4	↘	5:	10.4	↗	6:	9.5	↘	7:	10.4	↖	8:	*10.5	↖	9:	*10.6	↗	10:	9.4	↖
1:	10.2	→																													
2:	9.7	↗																													
3:	10.3	↑																													
4:	10.4	↘																													
5:	10.4	↗																													
6:	9.5	↘																													
7:	10.4	↖																													
8:	*10.5	↖																													
9:	*10.6	↗																													
10:	9.4	↖																													
<table style="width:100%; border-collapse: collapse;"> <tr> <td style="width:10%;">Serie</td> <td style="width:15%;"></td> <td style="width:10%; text-align: right;">97.0</td> </tr> <tr> <td>Total</td> <td></td> <td style="text-align: right;">97.0</td> </tr> </table>		Serie		97.0	Total		97.0																								
Serie		97.0																													
Total		97.0																													

<p>20 Skud</p> 	<table style="width:100%; border-collapse: collapse;"> <tr><td style="width:10%;">11:</td><td style="width:15%;">10.3</td><td style="width:10%; text-align: right;">↑</td></tr> <tr><td>12:</td><td>10.1</td><td style="text-align: right;">↖</td></tr> <tr><td>13:</td><td>9.1</td><td style="text-align: right;">↗</td></tr> <tr><td>14:</td><td>10.3</td><td style="text-align: right;">↖</td></tr> <tr><td>15:</td><td>9.6</td><td style="text-align: right;">↑</td></tr> <tr><td>16:</td><td>10.4</td><td style="text-align: right;">↖</td></tr> <tr><td>17:</td><td>*10.5</td><td style="text-align: right;">↗</td></tr> <tr><td>18:</td><td>10.2</td><td style="text-align: right;">↖</td></tr> <tr><td>19:</td><td>9.7</td><td style="text-align: right;">→</td></tr> <tr><td>20:</td><td>9.3</td><td style="text-align: right;">↘</td></tr> </table>	11:	10.3	↑	12:	10.1	↖	13:	9.1	↗	14:	10.3	↖	15:	9.6	↑	16:	10.4	↖	17:	*10.5	↗	18:	10.2	↖	19:	9.7	→	20:	9.3	↘
11:	10.3	↑																													
12:	10.1	↖																													
13:	9.1	↗																													
14:	10.3	↖																													
15:	9.6	↑																													
16:	10.4	↖																													
17:	*10.5	↗																													
18:	10.2	↖																													
19:	9.7	→																													
20:	9.3	↘																													
<table style="width:100%; border-collapse: collapse;"> <tr> <td style="width:10%;">Serie</td> <td style="width:15%;"></td> <td style="width:10%; text-align: right;">96.0</td> </tr> <tr> <td>Total</td> <td></td> <td style="text-align: right;">193.0</td> </tr> </table>		Serie		96.0	Total		193.0																								
Serie		96.0																													
Total		193.0																													

<p>Prøve</p> 	<table style="width:100%; border-collapse: collapse;"> <tr><td style="width:10%;">1:</td><td style="width:15%;">9.4</td><td style="width:10%; text-align: right;">→</td></tr> <tr><td>2:</td><td>9.4</td><td style="text-align: right;">→</td></tr> <tr><td>3:</td><td>*10.7</td><td style="text-align: right;">←</td></tr> <tr><td>4:</td><td>10.4</td><td style="text-align: right;">↓</td></tr> <tr><td>5:</td><td>9.9</td><td style="text-align: right;">↗</td></tr> <tr><td>6:</td><td>10.4</td><td style="text-align: right;">↓</td></tr> </table> <table border="1" style="width:100%; border-collapse: collapse; margin-top: 5px;"> <tr> <td style="width:80%;">Serie</td> <td style="text-align: right;">57.0</td> </tr> <tr> <td>Total</td> <td style="text-align: right;">0.0</td> </tr> </table>	1:	9.4	→	2:	9.4	→	3:	*10.7	←	4:	10.4	↓	5:	9.9	↗	6:	10.4	↓	Serie	57.0	Total	0.0
1:	9.4	→																					
2:	9.4	→																					
3:	*10.7	←																					
4:	10.4	↓																					
5:	9.9	↗																					
6:	10.4	↓																					
Serie	57.0																						
Total	0.0																						

<p>20 Skud</p> 	<table style="width:100%; border-collapse: collapse;"> <tr><td style="width:10%;">1:</td><td style="width:15%;">9.2</td><td style="width:10%; text-align: right;">↗</td></tr> <tr><td>2:</td><td>9.7</td><td style="text-align: right;">←</td></tr> <tr><td>3:</td><td>9.8</td><td style="text-align: right;">↓</td></tr> <tr><td>4:</td><td>*10.7</td><td style="text-align: right;">↑</td></tr> <tr><td>5:</td><td>10.1</td><td style="text-align: right;">←</td></tr> <tr><td>6:</td><td>9.9</td><td style="text-align: right;">↓</td></tr> <tr><td>7:</td><td>10.2</td><td style="text-align: right;">↙</td></tr> <tr><td>8:</td><td>9.7</td><td style="text-align: right;">←</td></tr> <tr><td>9:</td><td>10.2</td><td style="text-align: right;">←</td></tr> <tr><td>10:</td><td>*10.6</td><td style="text-align: right;">↓</td></tr> </table> <table border="1" style="width:100%; border-collapse: collapse; margin-top: 5px;"> <tr> <td style="width:80%;">Serie</td> <td style="text-align: right;">95.0</td> </tr> <tr> <td>Total</td> <td style="text-align: right;">95.0</td> </tr> </table>	1:	9.2	↗	2:	9.7	←	3:	9.8	↓	4:	*10.7	↑	5:	10.1	←	6:	9.9	↓	7:	10.2	↙	8:	9.7	←	9:	10.2	←	10:	*10.6	↓	Serie	95.0	Total	95.0
1:	9.2	↗																																	
2:	9.7	←																																	
3:	9.8	↓																																	
4:	*10.7	↑																																	
5:	10.1	←																																	
6:	9.9	↓																																	
7:	10.2	↙																																	
8:	9.7	←																																	
9:	10.2	←																																	
10:	*10.6	↓																																	
Serie	95.0																																		
Total	95.0																																		

<p>20 Skud</p> 	<table style="width:100%; border-collapse: collapse;"> <tr><td style="width:10%;">11:</td><td style="width:15%;">9.9</td><td style="width:10%; text-align: right;">↓</td></tr> <tr><td>12:</td><td>9.8</td><td style="text-align: right;">↗</td></tr> <tr><td>13:</td><td>*10.5</td><td style="text-align: right;">→</td></tr> <tr><td>14:</td><td>10.1</td><td style="text-align: right;">→</td></tr> <tr><td>15:</td><td>9.2</td><td style="text-align: right;">↗</td></tr> <tr><td>16:</td><td>10.2</td><td style="text-align: right;">↗</td></tr> <tr><td>17:</td><td>9.7</td><td style="text-align: right;">→</td></tr> <tr><td>18:</td><td>9.8</td><td style="text-align: right;">↗</td></tr> <tr><td>19:</td><td>9.6</td><td style="text-align: right;">→</td></tr> <tr><td>20:</td><td>9.0</td><td style="text-align: right;">↙</td></tr> </table> <table border="1" style="width:100%; border-collapse: collapse; margin-top: 5px;"> <tr> <td style="width:80%;">Serie</td> <td style="text-align: right;">93.0</td> </tr> <tr> <td>Total</td> <td style="text-align: right;">188.0</td> </tr> </table>	11:	9.9	↓	12:	9.8	↗	13:	*10.5	→	14:	10.1	→	15:	9.2	↗	16:	10.2	↗	17:	9.7	→	18:	9.8	↗	19:	9.6	→	20:	9.0	↙	Serie	93.0	Total	188.0
11:	9.9	↓																																	
12:	9.8	↗																																	
13:	*10.5	→																																	
14:	10.1	→																																	
15:	9.2	↗																																	
16:	10.2	↗																																	
17:	9.7	→																																	
18:	9.8	↗																																	
19:	9.6	→																																	
20:	9.0	↙																																	
Serie	93.0																																		
Total	188.0																																		

<p>Prøve</p>	<table style="width:100%; border-collapse: collapse;"> <tr><td style="width:10%;">1:</td><td style="width:15%;">8.7</td><td style="width:10%; text-align: center;">↘</td></tr> <tr><td>2:</td><td>8.8</td><td style="text-align: center;">↘</td></tr> <tr><td>3:</td><td>9.7</td><td style="text-align: center;">↗</td></tr> <tr><td>4:</td><td>10.1</td><td style="text-align: center;">↗</td></tr> <tr><td>5:</td><td>10.3</td><td style="text-align: center;">↗</td></tr> <tr><td>6:</td><td>10.3</td><td style="text-align: center;">↘</td></tr> <tr><td>7:</td><td>9.5</td><td style="text-align: center;">↗</td></tr> <tr><td>8:</td><td>10.4</td><td style="text-align: center;">↖</td></tr> <tr><td>9:</td><td>10.3</td><td style="text-align: center;">↗</td></tr> </table>	1:	8.7	↘	2:	8.8	↘	3:	9.7	↗	4:	10.1	↗	5:	10.3	↗	6:	10.3	↘	7:	9.5	↗	8:	10.4	↖	9:	10.3	↗
1:	8.7	↘																										
2:	8.8	↘																										
3:	9.7	↗																										
4:	10.1	↗																										
5:	10.3	↗																										
6:	10.3	↘																										
7:	9.5	↗																										
8:	10.4	↖																										
9:	10.3	↗																										

Serie	84.0
-------	------

Total	0.0
-------	-----

<p>20 Skud</p>	<table style="width:100%; border-collapse: collapse;"> <tr><td style="width:10%;">1:</td><td style="width:15%;">8.7</td><td style="width:10%; text-align: center;">→</td></tr> <tr><td>2:</td><td>10.2</td><td style="text-align: center;">→</td></tr> <tr><td>3:</td><td>10.1</td><td style="text-align: center;">↗</td></tr> <tr><td>4:</td><td>8.5</td><td style="text-align: center;">↘</td></tr> <tr><td>5:</td><td>9.8</td><td style="text-align: center;">↗</td></tr> <tr><td>6:</td><td>10.2</td><td style="text-align: center;">↗</td></tr> <tr><td>7:</td><td>9.8</td><td style="text-align: center;">↖</td></tr> <tr><td>8:</td><td>10.4</td><td style="text-align: center;">↘</td></tr> <tr><td>9:</td><td>9.1</td><td style="text-align: center;">↗</td></tr> <tr><td>10:</td><td>8.9</td><td style="text-align: center;">↗</td></tr> </table>	1:	8.7	→	2:	10.2	→	3:	10.1	↗	4:	8.5	↘	5:	9.8	↗	6:	10.2	↗	7:	9.8	↖	8:	10.4	↘	9:	9.1	↗	10:	8.9	↗
1:	8.7	→																													
2:	10.2	→																													
3:	10.1	↗																													
4:	8.5	↘																													
5:	9.8	↗																													
6:	10.2	↗																													
7:	9.8	↖																													
8:	10.4	↘																													
9:	9.1	↗																													
10:	8.9	↗																													

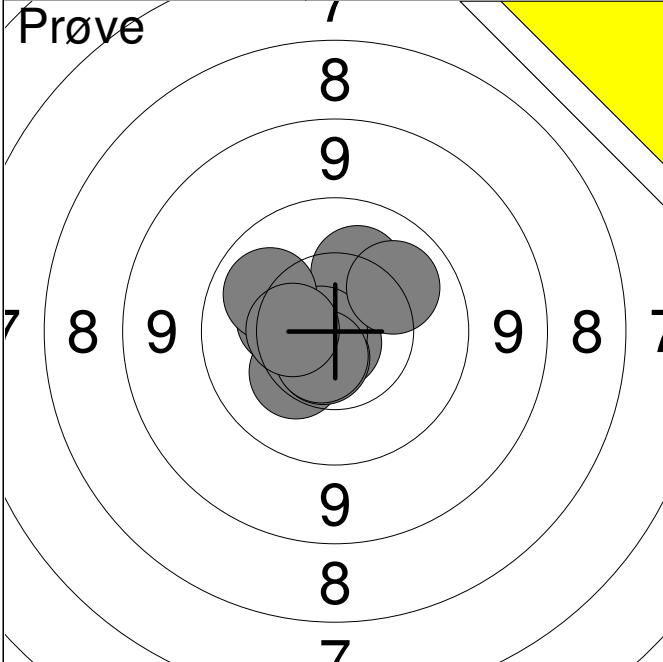
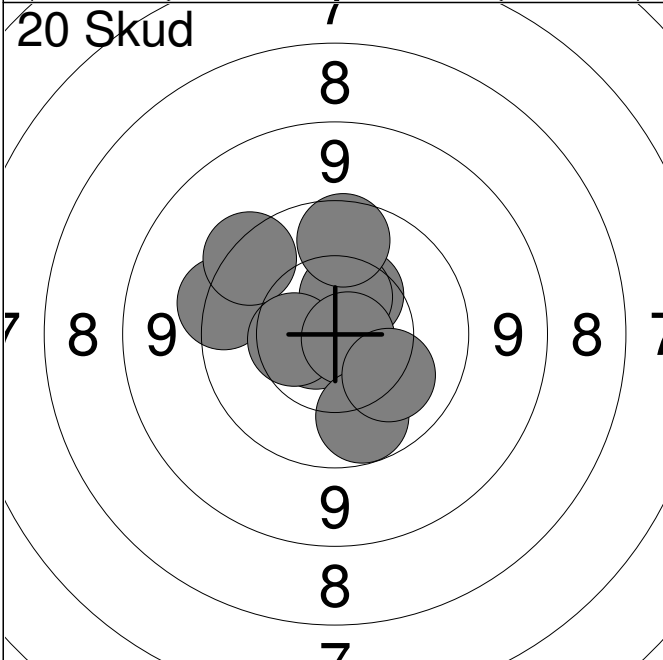
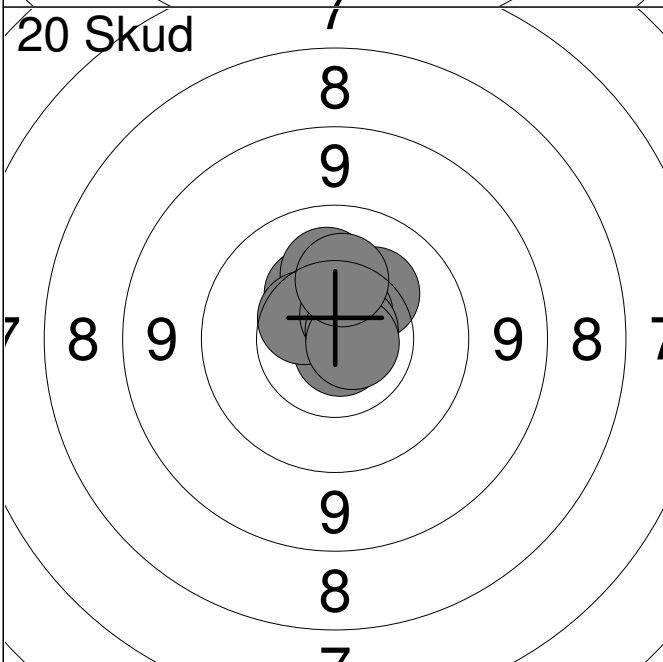
Serie	91.0
-------	------

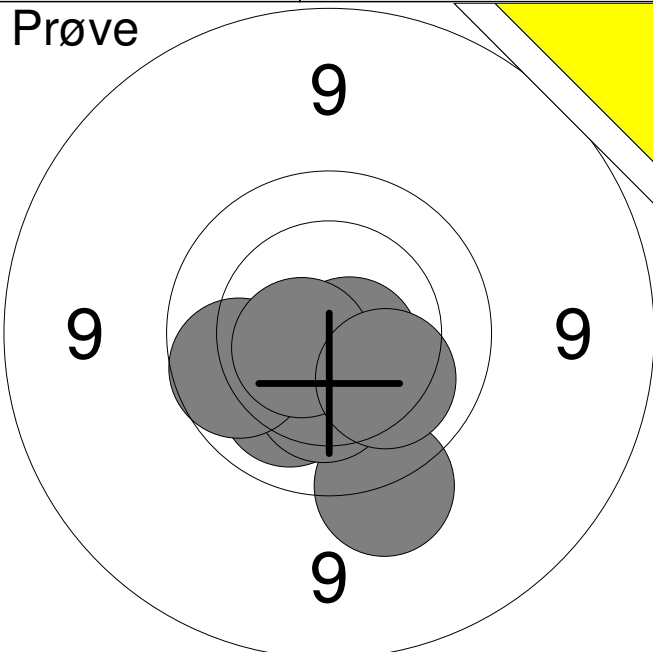
Total	91.0
-------	------

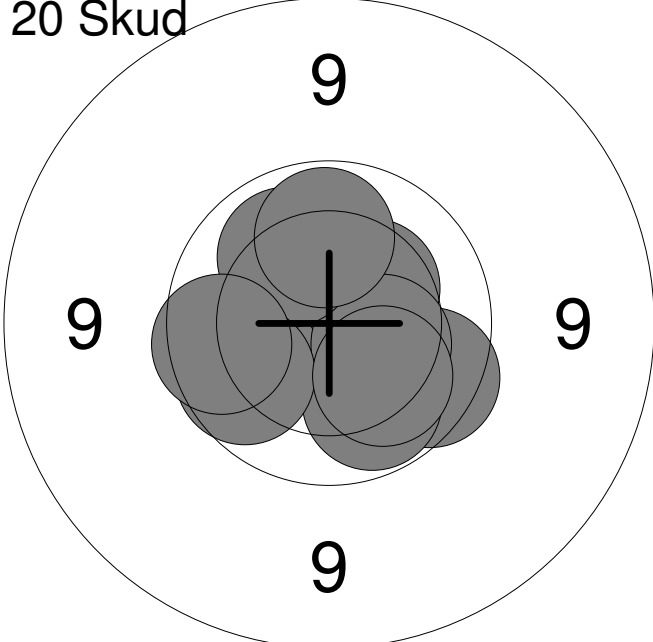
<p>20 Skud</p>	<table style="width:100%; border-collapse: collapse;"> <tr><td style="width:10%;">11:</td><td style="width:15%;">9.4</td><td style="width:10%; text-align: center;">↗</td></tr> <tr><td>12:</td><td>9.7</td><td style="text-align: center;">↗</td></tr> <tr><td>13:</td><td>9.7</td><td style="text-align: center;">↗</td></tr> <tr><td>14:</td><td>10.3</td><td style="text-align: center;">→</td></tr> <tr><td>15:</td><td>10.5</td><td style="text-align: center;">↗</td></tr> <tr><td>16:</td><td>9.8</td><td style="text-align: center;">↘</td></tr> <tr><td>17:</td><td>10.4</td><td style="text-align: center;">↘</td></tr> <tr><td>18:</td><td>10.4</td><td style="text-align: center;">↖</td></tr> <tr><td>19:</td><td>8.8</td><td style="text-align: center;">↖</td></tr> <tr><td>20:</td><td>10.4</td><td style="text-align: center;">↘</td></tr> </table>	11:	9.4	↗	12:	9.7	↗	13:	9.7	↗	14:	10.3	→	15:	10.5	↗	16:	9.8	↘	17:	10.4	↘	18:	10.4	↖	19:	8.8	↖	20:	10.4	↘
11:	9.4	↗																													
12:	9.7	↗																													
13:	9.7	↗																													
14:	10.3	→																													
15:	10.5	↗																													
16:	9.8	↘																													
17:	10.4	↘																													
18:	10.4	↖																													
19:	8.8	↖																													
20:	10.4	↘																													

Serie	94.0
-------	------

Total	185.0
-------	-------

<p>Prøve</p> 	<table style="width:100%; border-collapse: collapse;"> <tr><td style="width:10%;">1:</td><td style="width:15%;">10.3</td><td style="width:10%; text-align: center;">↙</td></tr> <tr><td>2:</td><td>*10.8</td><td style="text-align: center;">↓</td></tr> <tr><td>3:</td><td>10.3</td><td style="text-align: center;">←</td></tr> <tr><td>4:</td><td>10.2</td><td style="text-align: center;">↗</td></tr> <tr><td>5:</td><td>*10.6</td><td style="text-align: center;">↘</td></tr> <tr><td>6:</td><td>*10.8</td><td style="text-align: center;">←</td></tr> <tr><td>7:</td><td>10.1</td><td style="text-align: center;">↗</td></tr> <tr><td>8:</td><td>*10.6</td><td style="text-align: center;">↘</td></tr> <tr><td>9:</td><td>10.5</td><td style="text-align: center;">←</td></tr> <tr><td>10:</td><td>10.1</td><td style="text-align: center;">↗</td></tr> <tr><td colspan="2">Serie</td><td style="text-align: right;">100.0</td></tr> <tr><td colspan="2">Total</td><td style="text-align: right;">0.0</td></tr> </table>	1:	10.3	↙	2:	*10.8	↓	3:	10.3	←	4:	10.2	↗	5:	*10.6	↘	6:	*10.8	←	7:	10.1	↗	8:	*10.6	↘	9:	10.5	←	10:	10.1	↗	Serie		100.0	Total		0.0
1:	10.3	↙																																			
2:	*10.8	↓																																			
3:	10.3	←																																			
4:	10.2	↗																																			
5:	*10.6	↘																																			
6:	*10.8	←																																			
7:	10.1	↗																																			
8:	*10.6	↘																																			
9:	10.5	←																																			
10:	10.1	↗																																			
Serie		100.0																																			
Total		0.0																																			
<p>20 Skud</p> 	<table style="width:100%; border-collapse: collapse;"> <tr><td style="width:10%;">1:</td><td style="width:15%;">*10.7</td><td style="width:10%; text-align: center;">↙</td></tr> <tr><td>2:</td><td>10.4</td><td style="text-align: center;">↗</td></tr> <tr><td>3:</td><td>9.6</td><td style="text-align: center;">←</td></tr> <tr><td>4:</td><td>9.6</td><td style="text-align: center;">↗</td></tr> <tr><td>5:</td><td>10.5</td><td style="text-align: center;">↗</td></tr> <tr><td>6:</td><td>10.5</td><td style="text-align: center;">←</td></tr> <tr><td>7:</td><td>*10.8</td><td style="text-align: center;">→</td></tr> <tr><td>8:</td><td>9.9</td><td style="text-align: center;">↘</td></tr> <tr><td>9:</td><td>9.9</td><td style="text-align: center;">↑</td></tr> <tr><td>10:</td><td>10.2</td><td style="text-align: center;">↘</td></tr> <tr><td colspan="2">Serie</td><td style="text-align: right;">96.0</td></tr> <tr><td colspan="2">Total</td><td style="text-align: right;">96.0</td></tr> </table>	1:	*10.7	↙	2:	10.4	↗	3:	9.6	←	4:	9.6	↗	5:	10.5	↗	6:	10.5	←	7:	*10.8	→	8:	9.9	↘	9:	9.9	↑	10:	10.2	↘	Serie		96.0	Total		96.0
1:	*10.7	↙																																			
2:	10.4	↗																																			
3:	9.6	←																																			
4:	9.6	↗																																			
5:	10.5	↗																																			
6:	10.5	←																																			
7:	*10.8	→																																			
8:	9.9	↘																																			
9:	9.9	↑																																			
10:	10.2	↘																																			
Serie		96.0																																			
Total		96.0																																			
<p>20 Skud</p> 	<table style="width:100%; border-collapse: collapse;"> <tr><td style="width:10%;">11:</td><td style="width:15%;">10.4</td><td style="width:10%; text-align: center;">↗</td></tr> <tr><td>12:</td><td>*10.8</td><td style="text-align: center;">↘</td></tr> <tr><td>13:</td><td>10.3</td><td style="text-align: center;">↗</td></tr> <tr><td>14:</td><td>10.6</td><td style="text-align: center;">↗</td></tr> <tr><td>15:</td><td>10.2</td><td style="text-align: center;">↑</td></tr> <tr><td>16:</td><td>10.5</td><td style="text-align: center;">↗</td></tr> <tr><td>17:</td><td>*10.6</td><td style="text-align: center;">↗</td></tr> <tr><td>18:</td><td>*10.7</td><td style="text-align: center;">→</td></tr> <tr><td>19:</td><td>*10.7</td><td style="text-align: center;">→</td></tr> <tr><td>20:</td><td>10.3</td><td style="text-align: center;">↑</td></tr> <tr><td colspan="2">Serie</td><td style="text-align: right;">100.0</td></tr> <tr><td colspan="2">Total</td><td style="text-align: right;">196.0</td></tr> </table>	11:	10.4	↗	12:	*10.8	↘	13:	10.3	↗	14:	10.6	↗	15:	10.2	↑	16:	10.5	↗	17:	*10.6	↗	18:	*10.7	→	19:	*10.7	→	20:	10.3	↑	Serie		100.0	Total		196.0
11:	10.4	↗																																			
12:	*10.8	↘																																			
13:	10.3	↗																																			
14:	10.6	↗																																			
15:	10.2	↑																																			
16:	10.5	↗																																			
17:	*10.6	↗																																			
18:	*10.7	→																																			
19:	*10.7	→																																			
20:	10.3	↑																																			
Serie		100.0																																			
Total		196.0																																			

<p>Prøve</p> 	<table style="width:100%; border-collapse: collapse;"> <tr><td style="width:10%;">1:</td><td style="width:15%;">10.1</td><td style="width:10%; text-align: center;">↙</td></tr> <tr><td>2:</td><td>*10.7</td><td style="text-align: center;">↘</td></tr> <tr><td>3:</td><td>9.5</td><td style="text-align: center;">↙</td></tr> <tr><td>4:</td><td>10.3</td><td style="text-align: center;">↘</td></tr> <tr><td>5:</td><td>9.9</td><td style="text-align: center;">↙</td></tr> <tr><td>6:</td><td>*10.6</td><td style="text-align: center;">↙</td></tr> <tr><td>7:</td><td>10.2</td><td style="text-align: center;">↘</td></tr> </table> <table border="1" style="width:100%; border-collapse: collapse; margin-top: 5px;"> <tr> <td style="width:80%;">Serie</td> <td style="text-align: right;">68.0</td> </tr> <tr> <td>Total</td> <td style="text-align: right;">0.0</td> </tr> </table>	1:	10.1	↙	2:	*10.7	↘	3:	9.5	↙	4:	10.3	↘	5:	9.9	↙	6:	*10.6	↙	7:	10.2	↘	Serie	68.0	Total	0.0
1:	10.1	↙																								
2:	*10.7	↘																								
3:	9.5	↙																								
4:	10.3	↘																								
5:	9.9	↙																								
6:	*10.6	↙																								
7:	10.2	↘																								
Serie	68.0																									
Total	0.0																									

<p>20 Skud</p> 	<table style="width:100%; border-collapse: collapse;"> <tr><td style="width:10%;">1:</td><td style="width:15%;">9.8</td><td style="width:10%; text-align: center;">↘</td></tr> <tr><td>2:</td><td>*10.5</td><td style="text-align: center;">↖</td></tr> <tr><td>3:</td><td>10.4</td><td style="text-align: center;">↗</td></tr> <tr><td>4:</td><td>10.3</td><td style="text-align: center;">↘</td></tr> <tr><td>5:</td><td>10.0</td><td style="text-align: center;">↙</td></tr> <tr><td>6:</td><td>10.1</td><td style="text-align: center;">↗</td></tr> <tr><td>7:</td><td>9.9</td><td style="text-align: center;">↙</td></tr> <tr><td>8:</td><td>10.0</td><td style="text-align: center;">↖</td></tr> <tr><td>9:</td><td>9.8</td><td style="text-align: center;">↖</td></tr> <tr><td>10:</td><td>10.1</td><td style="text-align: center;">↘</td></tr> </table> <table border="1" style="width:100%; border-collapse: collapse; margin-top: 5px;"> <tr> <td style="width:80%;">Serie</td> <td style="text-align: right;">97.0</td> </tr> <tr> <td>Total</td> <td style="text-align: right;">97.0</td> </tr> </table>	1:	9.8	↘	2:	*10.5	↖	3:	10.4	↗	4:	10.3	↘	5:	10.0	↙	6:	10.1	↗	7:	9.9	↙	8:	10.0	↖	9:	9.8	↖	10:	10.1	↘	Serie	97.0	Total	97.0
1:	9.8	↘																																	
2:	*10.5	↖																																	
3:	10.4	↗																																	
4:	10.3	↘																																	
5:	10.0	↙																																	
6:	10.1	↗																																	
7:	9.9	↙																																	
8:	10.0	↖																																	
9:	9.8	↖																																	
10:	10.1	↘																																	
Serie	97.0																																		
Total	97.0																																		

<p>20 Skud</p> 	<table style="width:100%; border-collapse: collapse;"> <tr><td style="width:10%;">11:</td><td style="width:15%;">10.1</td><td style="width:10%; text-align: center;">↗</td></tr> <tr><td>12:</td><td>*10.7</td><td style="text-align: center;">↘</td></tr> <tr><td>13:</td><td>9.9</td><td style="text-align: center;">↙</td></tr> <tr><td>14:</td><td>10.3</td><td style="text-align: center;">↗</td></tr> <tr><td>15:</td><td>*10.5</td><td style="text-align: center;">↖</td></tr> <tr><td>16:</td><td>10.0</td><td style="text-align: center;">↗</td></tr> <tr><td>17:</td><td>*10.7</td><td style="text-align: center;">↙</td></tr> <tr><td>18:</td><td>9.6</td><td style="text-align: center;">↘</td></tr> <tr><td>19:</td><td>9.9</td><td style="text-align: center;">↙</td></tr> <tr><td>20:</td><td>10.2</td><td style="text-align: center;">↖</td></tr> </table> <table border="1" style="width:100%; border-collapse: collapse; margin-top: 5px;"> <tr> <td style="width:80%;">Serie</td> <td style="text-align: right;">97.0</td> </tr> <tr> <td>Total</td> <td style="text-align: right;">194.0</td> </tr> </table>	11:	10.1	↗	12:	*10.7	↘	13:	9.9	↙	14:	10.3	↗	15:	*10.5	↖	16:	10.0	↗	17:	*10.7	↙	18:	9.6	↘	19:	9.9	↙	20:	10.2	↖	Serie	97.0	Total	194.0
11:	10.1	↗																																	
12:	*10.7	↘																																	
13:	9.9	↙																																	
14:	10.3	↗																																	
15:	*10.5	↖																																	
16:	10.0	↗																																	
17:	*10.7	↙																																	
18:	9.6	↘																																	
19:	9.9	↙																																	
20:	10.2	↖																																	
Serie	97.0																																		
Total	194.0																																		

<p>Prøve</p>	<table style="width:100%; border-collapse: collapse;"> <tr><td style="width:10%;">1:</td><td style="width:20%;">10.5</td><td style="width:10%; text-align: right;">↓</td></tr> <tr><td>2:</td><td>10.4</td><td style="text-align: right;">↓</td></tr> <tr><td>3:</td><td>*10.7</td><td style="text-align: right;">↓</td></tr> </table> <table border="1" style="width:100%; border-collapse: collapse; margin-top: 5px;"> <tr> <td style="width:80%;">Serie</td> <td style="text-align: right;">30.0</td> </tr> <tr> <td>Total</td> <td style="text-align: right;">0.0</td> </tr> </table>	1:	10.5	↓	2:	10.4	↓	3:	*10.7	↓	Serie	30.0	Total	0.0
1:	10.5	↓												
2:	10.4	↓												
3:	*10.7	↓												
Serie	30.0													
Total	0.0													

<p>20 Skud</p>	<table style="width:100%; border-collapse: collapse;"> <tr><td style="width:10%;">1:</td><td style="width:20%;">9.9</td><td style="width:10%; text-align: right;">→</td></tr> <tr><td>2:</td><td>*10.6</td><td style="text-align: right;">↓</td></tr> <tr><td>3:</td><td>10.2</td><td style="text-align: right;">→</td></tr> <tr><td>4:</td><td>10.5</td><td style="text-align: right;">↗</td></tr> <tr><td>5:</td><td>10.2</td><td style="text-align: right;">→</td></tr> <tr><td>6:</td><td>10.2</td><td style="text-align: right;">↗</td></tr> <tr><td>7:</td><td>*10.9</td><td style="text-align: right;">↓</td></tr> <tr><td>8:</td><td>9.6</td><td style="text-align: right;">→</td></tr> <tr><td>9:</td><td>*10.9</td><td style="text-align: right;">↗</td></tr> <tr><td>10:</td><td>10.2</td><td style="text-align: right;">↓</td></tr> </table> <table border="1" style="width:100%; border-collapse: collapse; margin-top: 5px;"> <tr> <td style="width:80%;">Serie</td> <td style="text-align: right;">98.0</td> </tr> <tr> <td>Total</td> <td style="text-align: right;">98.0</td> </tr> </table>	1:	9.9	→	2:	*10.6	↓	3:	10.2	→	4:	10.5	↗	5:	10.2	→	6:	10.2	↗	7:	*10.9	↓	8:	9.6	→	9:	*10.9	↗	10:	10.2	↓	Serie	98.0	Total	98.0
1:	9.9	→																																	
2:	*10.6	↓																																	
3:	10.2	→																																	
4:	10.5	↗																																	
5:	10.2	→																																	
6:	10.2	↗																																	
7:	*10.9	↓																																	
8:	9.6	→																																	
9:	*10.9	↗																																	
10:	10.2	↓																																	
Serie	98.0																																		
Total	98.0																																		

<p>20 Skud</p>	<table style="width:100%; border-collapse: collapse;"> <tr><td style="width:10%;">11:</td><td style="width:20%;">10.2</td><td style="width:10%; text-align: right;">↓</td></tr> <tr><td>12:</td><td>9.4</td><td style="text-align: right;">↓</td></tr> <tr><td>13:</td><td>9.7</td><td style="text-align: right;">↓</td></tr> <tr><td>14:</td><td>10.3</td><td style="text-align: right;">←</td></tr> <tr><td>15:</td><td>*10.6</td><td style="text-align: right;">↖</td></tr> <tr><td>16:</td><td>10.3</td><td style="text-align: right;">↗</td></tr> <tr><td>17:</td><td>10.2</td><td style="text-align: right;">↗</td></tr> <tr><td>18:</td><td>10.1</td><td style="text-align: right;">↗</td></tr> <tr><td>19:</td><td>*10.7</td><td style="text-align: right;">↗</td></tr> <tr><td>20:</td><td>10.5</td><td style="text-align: right;">→</td></tr> </table> <table border="1" style="width:100%; border-collapse: collapse; margin-top: 5px;"> <tr> <td style="width:80%;">Serie</td> <td style="text-align: right;">98.0</td> </tr> <tr> <td>Total</td> <td style="text-align: right;">196.0</td> </tr> </table>	11:	10.2	↓	12:	9.4	↓	13:	9.7	↓	14:	10.3	←	15:	*10.6	↖	16:	10.3	↗	17:	10.2	↗	18:	10.1	↗	19:	*10.7	↗	20:	10.5	→	Serie	98.0	Total	196.0
11:	10.2	↓																																	
12:	9.4	↓																																	
13:	9.7	↓																																	
14:	10.3	←																																	
15:	*10.6	↖																																	
16:	10.3	↗																																	
17:	10.2	↗																																	
18:	10.1	↗																																	
19:	*10.7	↗																																	
20:	10.5	→																																	
Serie	98.0																																		
Total	196.0																																		